



Audit & Compliance Committee

February 2025

February 13, 2025

8:30 a.m.

West Committee Room, McNamara Alumni Center

AUD - FEB 2025

1. Review of External Audit Results

Docket Item Summary - 3

External Auditor's Completed Audit Work Reports - 4

Presentation Materials - 164

2. FY 2025 External Audit Plan

Docket Item Summary - 172

Presentation Materials - 173

3. Internal Audit Update

Docket Item Summary - 184

Internal Audit Update Report - 186



BOARD OF REGENTS DOCKET ITEM SUMMARY

Audit & Compliance

February 13, 2025

AGENDA ITEM: Review of External Audit Results

Review **Review + Action** **Action** **Discussion**

This is a report required by Board policy.

PRESENTERS: Mollie Viola, Controller
Jean Bushong, Principal, CliftonLarsonAllen LLP
Daniel Persaud, Principal, CliftonLarsonAllen LLP
Michael Anderson, Manager, CliftonLarsonAllen LLP
Jacob Cattrysse, Manager, CliftonLarsonAllen LLP

PURPOSE & KEY POINTS

The purpose of this item is to provide the committee with a summary of the completed work by CliftonLarsonAllen LLP (CLA), the University’s appointed independent external auditor. The presentation will provide an overview of work completed since the December 2024 meeting, which includes the fiscal year 2024 compliance audits and agreed-upon procedures and reports issued by CLA as follows.

- OMB Uniform Grant Guidance Federal Compliance Audit
- Minnesota Office of Higher Education Financial Aid Programs Examination for Crookston, Duluth, Morris, Rochester, and Twin Cities campuses
- National Collegiate Athletic Association Agreed-Upon Procedures for Twin Cities
- National Collegiate Athletic Association Agreed-Upon Procedures for Duluth
- Regenerative Medicine

BACKGROUND INFORMATION

The Audit & Compliance Committee oversees external audit engagements on behalf of the Board.

**UNIVERSITY OF MINNESOTA
SINGLE AUDIT REPORT
YEAR ENDED JUNE 30, 2024**



CPAs | CONSULTANTS | WEALTH ADVISORS

CLAcconnect.com

**UNIVERSITY OF MINNESOTA
SINGLE AUDIT REPORT
TABLE OF CONTENTS
YEAR ENDED JUNE 30, 2024**

INDEPENDENT AUDITORS' REPORT ON INTERNAL CONTROL OVER FINANCIAL REPORTING AND ON COMPLIANCE AND OTHER MATTERS BASED ON AN AUDIT OF FINANCIAL STATEMENTS PERFORMED IN ACCORDANCE WITH <i>GOVERNMENT AUDITING STANDARDS</i>	1
INDEPENDENT AUDITORS' REPORT ON COMPLIANCE FOR EACH MAJOR FEDERAL PROGRAM, REPORT ON INTERNAL CONTROL OVER COMPLIANCE, AND REPORT ON THE SCHEDULE OF EXPENDITURES OF FEDERAL AWARDS REQUIRED BY THE UNIFORM GUIDANCE	3
SCHEDULE OF EXPENDITURES OF FEDERAL AWARDS	6
NOTES TO THE SCHEDULE OF EXPENDITURES OF FEDERAL AWARDS	88
SCHEDULE OF FINDINGS AND QUESTIONED COSTS	92



**INDEPENDENT AUDITORS' REPORT ON INTERNAL CONTROL OVER
FINANCIAL REPORTING AND ON COMPLIANCE AND OTHER MATTERS
BASED ON AN AUDIT OF FINANCIAL STATEMENTS PERFORMED IN
ACCORDANCE WITH GOVERNMENT AUDITING STANDARDS**

Board of Regents
University of Minnesota
Minneapolis, Minnesota

We have audited, in accordance with the auditing standards generally accepted in the United States of America and the standards applicable to financial audits contained in *Government Auditing Standards* issued by the Comptroller General of the United States, the financial statements of the business-type activities and the aggregate discretely presented component units of University of Minnesota (the University), as of and for the year ended June 30, 2024, and the related notes to the financial statements, which collectively comprise the University's basic financial statements, and have issued our report thereon dated January 14, 2025.

Report on Internal Control over Financial Reporting

In planning and performing our audit of the financial statements, we considered the University's internal control over financial reporting (internal control) as a basis for designing audit procedures that are appropriate in the circumstances for the purpose of expressing our opinions on the financial statements, but not for the purpose of expressing an opinion on the effectiveness of the University's internal control. Accordingly, we do not express an opinion on the effectiveness of the University's internal control.

A deficiency in internal control exists when the design or operation of a control does not allow management or employees, in the normal course of performing their assigned functions, to prevent, or detect and correct, misstatements on a timely basis. A material weakness is a deficiency, or a combination of deficiencies, in internal control, such that there is a reasonable possibility that a material misstatement of the entity's financial statements will not be prevented, or detected and corrected, on a timely basis. A significant deficiency is a deficiency, or a combination of deficiencies, in internal control that is less severe than a material weakness, yet important enough to merit attention by those charged with governance.

Our consideration of internal control was for the limited purpose described in the first paragraph of this section and was not designed to identify all deficiencies in internal control that might be material weaknesses or significant deficiencies. Given these limitations, during our audit we did not identify any deficiencies in internal control that we consider to be material weaknesses. However, material weaknesses or significant deficiencies may exist that were not identified.

Report on Compliance and Other Matters

As part of obtaining reasonable assurance about whether the University's financial statements are free from material misstatement, we performed tests of its compliance with certain provisions of laws, regulations, contracts, and grant agreements, noncompliance with which could have a direct and material effect on the financial statements. However, providing an opinion on compliance with those provisions was not an objective of our audit, and accordingly, we do not express such an opinion. The results of our tests disclosed no instances of noncompliance or other matters that are required to be reported under *Government Auditing Standards*.

Purpose of This Report

The purpose of this report is solely to describe the scope of our testing of internal control and compliance and the results of that testing, and not to provide an opinion on the effectiveness of the University's internal control or on compliance. This report is an integral part of an audit performed in accordance with *Government Auditing Standards* in considering the University's internal control and compliance. Accordingly, this communication is not suitable for any other purpose.



CliftonLarsonAllen LLP

Minneapolis, Minnesota
January 14, 2025



**INDEPENDENT AUDITORS' REPORT ON COMPLIANCE FOR EACH MAJOR
FEDERAL PROGRAM, REPORT ON INTERNAL CONTROL OVER COMPLIANCE,
AND REPORT ON THE SCHEDULE OF EXPENDITURES OF
FEDERAL AWARDS REQUIRED BY THE UNIFORM GUIDANCE**

Board of Regents
University of Minnesota
Minneapolis, Minnesota

Report on Compliance for Each Major Federal Program

Opinion on Each Major Federal Program

We have audited the University of Minnesota's (the University) compliance with the types of compliance requirements identified as subject to audit in the OMB *Compliance Supplement* that could have a direct and material effect on each of the University's major federal programs for the year ended June 30, 2024. The University's major federal programs are identified in the summary of auditors' results section of the accompanying schedule of findings and questioned costs.

In our opinion, the University complied, in all material respects, with the compliance requirements referred to above that could have a direct and material effect on each of its major federal programs for the year ended June 30, 2024.

Basis for Opinion on Each Major Federal Program

We conducted our audit of compliance in accordance with auditing standards generally accepted in the United States of America (GAAS); the standards applicable to financial audits contained in *Government Auditing Standards* issued by the Comptroller General of the United States; and the audit requirements of Title 2 U.S. *Code of Federal Regulations* Part 200, *Uniform Administrative Requirements, Cost Principles, and Audit Requirements for Federal Awards* (Uniform Guidance). Our responsibilities under those standards and the Uniform Guidance are further described in the Auditors' Responsibilities for the Audit of Compliance section of our report.

We are required to be independent of the University and to meet our other ethical responsibilities, in accordance with relevant ethical requirements relating to our audit. We believe that the audit evidence we have obtained is sufficient and appropriate to provide a basis for our opinion on compliance for each major federal program. Our audit does not provide a legal determination of the University's compliance with the compliance requirements referred to above.

Responsibilities of Management for Compliance

Management is responsible for compliance with the requirements referred to above and for the design, implementation, and maintenance of effective internal control over compliance with the requirements of laws, statutes, regulations, rules and provisions of contracts or grant agreements applicable to the University's federal programs.

Auditors' Responsibilities for the Audit of Compliance

Our objectives are to obtain reasonable assurance about whether material noncompliance with the compliance requirements referred to above occurred, whether due to fraud or error, and express an opinion on the University's compliance based on our audit. Reasonable assurance is a high level of assurance but is not absolute assurance and therefore is not a guarantee that an audit conducted in accordance with GAAS, *Government Auditing Standards*, and the Uniform Guidance will always detect material noncompliance when it exists. The risk of not detecting material noncompliance resulting from fraud is higher than for that resulting from error, as fraud may involve collusion, forgery, intentional omissions, misrepresentations, or the override of internal control. Noncompliance with the compliance requirements referred to above is considered material if there is a substantial likelihood that, individually or in the aggregate, it would influence the judgment made by a reasonable user of the report on compliance about the University's compliance with the requirements of each major federal program as a whole.

In performing an audit in accordance with GAAS, *Government Auditing Standards*, and the Uniform Guidance, we:

- Exercise professional judgment and maintain professional skepticism throughout the audit.
- Identify and assess the risks of material noncompliance, whether due to fraud or error, and design and perform audit procedures responsive to those risks. Such procedures include examining, on a test basis, evidence regarding the University's compliance with the compliance requirements referred to above and performing such other procedures as we considered necessary in the circumstances.
- Obtain an understanding of the University's control over compliance relevant to the audit in order to design audit procedures that are appropriate in the circumstances and to test and report on internal control over compliance in accordance with the Uniform Guidance, but not for the purpose of expressing an opinion on the effectiveness of the University's internal control over compliance. Accordingly, no such opinion is expressed.

We are required to communicate with those charged with governance regarding, among other matters, the planned scope and timing of the audit and any significant deficiencies and material weaknesses in internal control over compliance that we identified during the audit.

Report on Internal Control Over Compliance

A deficiency in internal control over compliance exists when the design or operation of a control over compliance does not allow management or employees, in the normal course of performing their assigned functions, to prevent, or detect and correct, noncompliance with a type of compliance requirement of a federal program on a timely basis. *A material weakness in internal control over compliance* is a deficiency, or a combination of deficiencies, in internal control over compliance, such that there is a reasonable possibility that material noncompliance with a type of compliance requirement of a federal program will not be prevented, or detected and corrected, on a timely basis. *A significant deficiency in internal control over compliance* is a deficiency, or a combination of deficiencies, in internal control over compliance with a type of compliance requirement of a federal program that is less severe than a material weakness in internal control over compliance, yet important enough to merit attention by those charged with governance.

Our consideration of internal control over compliance was for the limited purpose described in the Auditors' Responsibilities for the Audit of Compliance section above and was not designed to identify all deficiencies in internal control over compliance that might be material weaknesses or significant deficiencies in internal control over compliance. Given these limitations, during our audit we did not identify any deficiencies in internal control over compliance that we consider to be material weaknesses, as defined above. However, material weaknesses or significant deficiencies in internal control over compliance may exist that were not identified.

Our audit was not designed for the purpose of expressing an opinion on the effectiveness of internal control over compliance. Accordingly, no such opinion is expressed.

The purpose of this report on internal control over compliance is solely to describe the scope of our testing of internal control over compliance and the results of that testing based on the requirements of the Uniform Guidance. Accordingly, this report is not suitable for any other purpose.

Report on Schedule of Expenditures of Federal Awards Required by the Uniform Guidance

We have audited the financial statements of the business-type activities and the aggregate discretely presented component units of the University of Minnesota as of and for the year ended June 30, 2024, and have issued our report thereon, dated October 25, 2024, which contained an unmodified opinion on those financial statements. Our audit was conducted for the purpose of forming an opinion on the financial statements as a whole. The accompanying schedule of expenditures of federal awards is presented for purposes of additional analysis as required by the Uniform Guidance and is not a required part of the financial statements. Such information is the responsibility of management and was derived from and relates directly to the underlying accounting and other records used to prepare the basic financial statements. The information has been subjected to the auditing procedures applied in the audit of the financial statements and certain additional procedures, including comparing and reconciling such information directly to the underlying accounting and other records used to prepare the financial statements or to the financial statements themselves, and other additional procedures in accordance with auditing standards generally accepted in the United States of America. In our opinion, the schedule of expenditures of federal awards is fairly stated in all material respects in relation to the financial statements as a whole.



CliftonLarsonAllen LLP

Minneapolis, Minnesota
January 14, 2025

**UNIVERSITY OF MINNESOTA
SCHEDULE OF EXPENDITURES OF FEDERAL AWARDS
YEAR ENDED JUNE 30, 2024**

Cluster, Agency, Subagency, Direct/Pass-through, Pass-through Entity	Award #	ALN#	ALN Program Title	COVID-19	Federal Expenditures	Subrecipient Expenditures
CLUSTERS						
Research						
Agency for International Development						
Passthrough:						
Embassy of the Arab Republic of Egypt	CON-102930 USAID Scholarship Fund	98.UXX	Unid CFDA-United States Agency for International Development		\$ 82	\$ -
International Research & Exchanges Board	FY21-YouthExcel-UMN01	98.CXX	Contract-United States Agency for International Development		4,548	
Kansas State University	A20-0163-5018 Mod 3	98.001	USAID Foreign Assistance for Programs Overseas		148,707	
Kansas State University	Subaward Agreement: A20-0163-5031	98.001	USAID Foreign Assistance for Programs Overseas		72,376	
Michigan State University	9RC112966 - UMN	98.CXX	Contract-United States Agency for International Development		100,569	
University of California Santa Barbara	KK1976 MOD 4	98.001	USAID Foreign Assistance for Programs Overseas		22,448	
Appalachian Regional Commission						
Passthrough:						
Maryland Dept of Transportation	P02284 X-1	23.001	Appalachian Regional Development (See individual Appalachian Programs)		11,098	
Department of Agriculture						
Direct	18-JV-11111136-048	10.CXX	Contract-Department of Agriculture		9,437	
Direct	19-JV-11242305-101 Mod 3	10.CXX	Contract-Department of Agriculture		122,431	
Direct	20-CS-11090300-020-04	10.CXX	Contract-Department of Agriculture		21,183	
Direct	20-CS-11090300-022-04	10.CXX	Contract-Department of Agriculture		25,544	
Direct	20-CS-11090900-028-04	10.CXX	Contract-Department of Agriculture		26,992	
Direct	20-CS-11090900-038	10.CXX	Contract-Department of Agriculture		36,226	
Direct	20-JV-11221633-108	10.CXX	Contract-Department of Agriculture		17,572	
Direct	20-JV-11242305-018	10.CXX	Contract-Department of Agriculture		82,776	
Direct	20-JV-11242309-035	10.CXX	Contract-Department of Agriculture		12,879	
Direct	22-CS-11090300-005	10.CXX	Contract-Department of Agriculture		1,798	
Direct	22-JV-11242313-022	10.CXX	Contract-Department of Agriculture		6,139	
Direct	22-PA-11091300-064	10.CXX	Contract-Department of Agriculture		112	
Direct	23-CS-11090300-020 001	10.CXX	Contract-Department of Agriculture		13,552	
Direct	23-PA-11091300-081	10.CXX	Contract-Department of Agriculture		1,515	
Passthrough:						
Ecological Insights Corporation	CON-109021	10.UXX	Unid CFDA-Department of Agriculture		7,359	
MEF Associates LLC	CON-100554 47QRAA19D00DK	10.CXX	Contract-Department of Agriculture		85,777	
Department of Agriculture, Agricultural Marketing Service						
Direct	AM22F5MIPMN1008-00	10.156	Federal-State Marketing Improvement Program		13,420	
Passthrough:						
MN Department of Agriculture	186338 / PO 3000037691	10.156	Federal-State Marketing Improvement Program		11,974	
MN Department of Agriculture	220417 PO 3000043950	10.170	Specialty Crop Block Grant Program - Farm Bill		63,589	
MN Department of Agriculture	AM225CBPMN1164	10.170	Specialty Crop Block Grant Program - Farm Bill		38,625	
MN Department of Agriculture	Contract#238036 PO#3000047906	10.170	Specialty Crop Block Grant Program - Farm Bill		37,040	
MN Department of Agriculture	PO Number: 3000040698/ SWIFT No. 204275	10.170	Specialty Crop Block Grant Program - Farm Bill		65,184	
MN Department of Agriculture	PO: 3000040701/ SWIFT: 204272	10.170	Specialty Crop Block Grant Program - Farm Bill		33,045	
MN Department of Agriculture	SWIFT #204276/ PO #3000040697	10.170	Specialty Crop Block Grant Program - Farm Bill	COVID-19	72	
MN Department of Agriculture	SWIFT 201401 / PO 3000040399	10.170	Specialty Crop Block Grant Program - Farm Bill		60,890	
MN Department of Agriculture	SWIFT 201402 / PO 3000040398	10.170	Specialty Crop Block Grant Program - Farm Bill		80,807	
MN Department of Agriculture	SWIFT 201662 / PO 3000040394	10.170	Specialty Crop Block Grant Program - Farm Bill		25,843	
MN Department of Agriculture	SWIFT 204274/ PO #3000040699	10.170	Specialty Crop Block Grant Program - Farm Bill	COVID-19	68,679	
MN Department of Agriculture	SWIFT 214926 / PO 3000042869	10.170	Specialty Crop Block Grant Program - Farm Bill		60,302	
MN Department of Agriculture	SWIFT 219746 / PO 3000043792	10.170	Specialty Crop Block Grant Program - Farm Bill		42,876	
MN Department of Agriculture	SWIFT 219759 / PO 3000043796	10.170	Specialty Crop Block Grant Program - Farm Bill		48,191	
MN Department of Agriculture	SWIFT 219760 / PO 3000043797	10.170	Specialty Crop Block Grant Program - Farm Bill		56,941	
MN Department of Agriculture	SWIFT 219795 / PO 3000043805	10.170	Specialty Crop Block Grant Program - Farm Bill		34,285	
MN Department of Agriculture	SWIFT 219798/ PO 3000043807	10.170	Specialty Crop Block Grant Program - Farm Bill		56,810	
MN Department of Agriculture	SWIFT 225141/PO 3000045039	10.170	Specialty Crop Block Grant Program - Farm Bill		45,502	
MN Department of Agriculture	SWIFT 237870 / PO 3000047858	10.170	Specialty Crop Block Grant Program - Farm Bill		27,703	
MN Department of Agriculture	SWIFT No. 201403 / PO 3000040397	10.170	Specialty Crop Block Grant Program - Farm Bill		49,508	
MN Department of Agriculture	Swift No. 201405 / PO 3000040396	10.170	Specialty Crop Block Grant Program - Farm Bill		60,647	
MN Department of Agriculture	Swift No. 201660 / PO 3000040395 Amd 1	10.170	Specialty Crop Block Grant Program - Farm Bill		44,712	
MN Department of Agriculture	Swift No. 201665 / PO 3000040393	10.170	Specialty Crop Block Grant Program - Farm Bill		58,535	
MN Department of Agriculture	SWIFT#204282 / PO#3000040694	10.170	Specialty Crop Block Grant Program - Farm Bill		63,879	
MN Department of Agriculture	SWIFT: 204277/ PO #3000040696	10.170	Specialty Crop Block Grant Program - Farm Bill		125,494	
MN Department of Agriculture	SWIFT: 237959	10.170	Specialty Crop Block Grant Program - Farm Bill		20,656	
MN Fruit and Vegetable Growers	185102	10.170	Specialty Crop Block Grant Program - Farm Bill		(970)	

See accompanying Notes to Schedule of Expenditures of Federal Awards.

**UNIVERSITY OF MINNESOTA
SCHEDULE OF EXPENDITURES OF FEDERAL AWARDS (CONTINUED)
YEAR ENDED JUNE 30, 2024**

Cluster, Agency, Subagency, Direct/Pass-through, Pass-through Entity	Award #	ALN#	ALN Program Title	COVID-19	Federal Expenditures	Subrecipient Expenditures
North Dakota Department of Agriculture	21-343	10.170	Specialty Crop Block Grant Program - Farm Bill	\$	6,677	\$ -
North Dakota State University	FAR0034649-UMN	10.170	Specialty Crop Block Grant Program - Farm Bill		27,667	
North Dakota State University	FAR0035361 Amd 1	10.170	Specialty Crop Block Grant Program - Farm Bill		4,809	
Renewing the Countryside	CON-94311 USDA-AMS-TM-LFPP-G-21-0001	10.172	Local Food Promotion Program		17,795	
University of California Davis	A23-0469-S001	10.170	Specialty Crop Block Grant Program - Farm Bill		48,465	
University of Wisconsin Madison	000001844	10.175	Farmers Market and Local Food Promotion Program		16,818	
Department of Agriculture, Agricultural Research Service						
Direct	58-0206-2-100 Amd 1	10.001	Agricultural Research Basic and Applied Research		391,477	
Direct	58-0206-9-178 Amd 5	10.001	Agricultural Research Basic and Applied Research		103,028	
Direct	58-3022-2-016	10.001	Agricultural Research Basic and Applied Research		68,032	
Direct	58-3060-1-025 Amd 1	10.001	Agricultural Research Basic and Applied Research		96,491	
Direct	58-3060-2-036	10.001	Agricultural Research Basic and Applied Research		96,994	
Direct	58-3060-3-019	10.001	Agricultural Research Basic and Applied Research		36,770	
Direct	58-3060-3-025	10.001	Agricultural Research Basic and Applied Research		14,203	
Direct	58-3060-3-037	10.001	Agricultural Research Basic and Applied Research		485	
Direct	58-3060-3-043	10.001	Agricultural Research Basic and Applied Research		27,315	
Direct	58-5062-0-007	10.001	Agricultural Research Basic and Applied Research		150,304	
Direct	58-5062-0-008	10.001	Agricultural Research Basic and Applied Research		28,510	
Direct	58-5062-0-012	10.001	Agricultural Research Basic and Applied Research		168,324	
Direct	58-5062-0-015	10.001	Agricultural Research Basic and Applied Research		38,027	
Direct	58-5062-0-016 Am 4	10.001	Agricultural Research Basic and Applied Research		115,519	
Direct	58-5062-1-008 Amd 02	10.001	Agricultural Research Basic and Applied Research		49,308	
Direct	58-5062-1-009 Amd 1	10.001	Agricultural Research Basic and Applied Research		(1,376)	
Direct	58-5062-1-014 Amd 05	10.001	Agricultural Research Basic and Applied Research		91,683	
Direct	58-5062-1-015 Amd 2	10.001	Agricultural Research Basic and Applied Research		5,150	
Direct	58-5062-2-002	10.001	Agricultural Research Basic and Applied Research		23,270	
Direct	58-5062-2-004	10.001	Agricultural Research Basic and Applied Research		16,925	
Direct	58-5062-2-007 Amd 02	10.001	Agricultural Research Basic and Applied Research		28,446	
Direct	58-5062-2-009	10.001	Agricultural Research Basic and Applied Research		1,089	
Direct	58-5062-2-010	10.001	Agricultural Research Basic and Applied Research		57,122	
Direct	58-5062-2-011	10.001	Agricultural Research Basic and Applied Research		5,501	
Direct	58-5062-2-012	10.001	Agricultural Research Basic and Applied Research		1,604	
Direct	58-5062-2-015	10.001	Agricultural Research Basic and Applied Research		35,403	
Direct	58-5062-2-016	10.001	Agricultural Research Basic and Applied Research		60,326	
Direct	58-5062-2-017	10.001	Agricultural Research Basic and Applied Research		96,138	
Direct	58-5062-2-019	10.001	Agricultural Research Basic and Applied Research		31,512	
Direct	58-5062-3-006	10.001	Agricultural Research Basic and Applied Research		392,093	
Direct	58-5062-3-008	10.001	Agricultural Research Basic and Applied Research		41,674	
Direct	58-5062-3-009	10.001	Agricultural Research Basic and Applied Research		85,554	
Direct	58-5062-3-011 Am 1	10.001	Agricultural Research Basic and Applied Research		20,347	
Direct	58-5062-3-013	10.001	Agricultural Research Basic and Applied Research		37,510	
Direct	58-5062-3-014	10.001	Agricultural Research Basic and Applied Research		62,845	
Direct	58-5062-3-015	10.001	Agricultural Research Basic and Applied Research		51,066	
Direct	58-5062-3-017 Amendment 01	10.001	Agricultural Research Basic and Applied Research		11,972	
Direct	58-5062-3-018	10.001	Agricultural Research Basic and Applied Research		86,226	
Direct	58-5062-8-015	10.001	Agricultural Research Basic and Applied Research		38,313	
Direct	58-5062-9-006 AMD 6	10.001	Agricultural Research Basic and Applied Research		167,253	
Direct	58-5062-9-011	10.001	Agricultural Research Basic and Applied Research		28,725	
Direct	58-5090-3-021	10.001	Agricultural Research Basic and Applied Research		47,287	
Direct	58-6064-4-003	10.001	Agricultural Research Basic and Applied Research		21,354	
Direct	58-8020-8-008 Amd 1	10.001	Agricultural Research Basic and Applied Research		3,735	
Direct	58-8042-3-053	10.001	Agricultural Research Basic and Applied Research		8,494	
Direct	58-8044-3-009	10.001	Agricultural Research Basic and Applied Research		13,396	
Direct	58-8064-2-005 am1	10.001	Agricultural Research Basic and Applied Research		124,307	
Direct	58-8064-2-006	10.001	Agricultural Research Basic and Applied Research		63,932	
Direct	58-8064-9-016	10.001	Agricultural Research Basic and Applied Research		934	
Direct	58-8064-9-017	10.001	Agricultural Research Basic and Applied Research		72,296	
Direct	59-0206-0-177 Amd 3	10.001	Agricultural Research Basic and Applied Research		54,972	
Direct	59-0206-2-092	10.001	Agricultural Research Basic and Applied Research		210,541	
Direct	59-0206-2-113	10.001	Agricultural Research Basic and Applied Research		219,606	
Direct	59-0206-2-116	10.001	Agricultural Research Basic and Applied Research		889	

See accompanying Notes to Schedule of Expenditures of Federal Awards.

**UNIVERSITY OF MINNESOTA
SCHEDULE OF EXPENDITURES OF FEDERAL AWARDS (CONTINUED)
YEAR ENDED JUNE 30, 2024**

Cluster, Agency, Subagency, Direct/Pass-through, Pass-through Entity	Award #	ALN#	ALN Program Title	COVID-19	Federal Expenditures	Subrecipient Expenditures
Direct	59-0206-2-127	10.001	Agricultural Research Basic and Applied Research		\$ 4,482	\$ -
Direct	59-0206-2-140	10.001	Agricultural Research Basic and Applied Research		148,835	
Direct	59-0206-2-147 Amd 01	10.001	Agricultural Research Basic and Applied Research		54,923	
Direct	59-0206-2-150 Am 1	10.001	Agricultural Research Basic and Applied Research		147,989	
Direct	59-2032-0-005	10.001	Agricultural Research Basic and Applied Research		25,614	
Direct	59-2072-2-002 Amd 01	10.001	Agricultural Research Basic and Applied Research		27,472	9,605
Direct	59-5062-1-001	10.001	Agricultural Research Basic and Applied Research		8,223	
Direct	59-5062-2-001	10.001	Agricultural Research Basic and Applied Research		46,015	
Direct	59-5062-4-001	10.001	Agricultural Research Basic and Applied Research		44,290	
Direct	59-6066-1-001	10.001	Agricultural Research Basic and Applied Research		3,262	6,000
Direct	59-6070-3-001	10.001	Agricultural Research Basic and Applied Research		45,316	
Direct	59-6070-3-021	10.001	Agricultural Research Basic and Applied Research		38,395	
Direct	59-6070-4-017	10.001	Agricultural Research Basic and Applied Research		32,601	
Direct	59-8042-2-007	10.001	Agricultural Research Basic and Applied Research		19,967	
Direct	59-8044-1-001	10.001	Agricultural Research Basic and Applied Research		59,454	
Direct	59-8062-2-001	10.001	Agricultural Research Basic and Applied Research		91,985	
Direct	59-8062-4-004	10.001	Agricultural Research Basic and Applied Research		13,432	
Department of Agriculture, Animal and Plant Health Inspection Service						
Direct	AP21VSSP0000C010 Amd 0001	10.025	Plant and Animal Disease, Pest Control, and Animal Care		13,252	
Direct	AP21VSSP0000C023	10.025	Plant and Animal Disease, Pest Control, and Animal Care		53,088	
Direct	AP21VSSP0000C030	10.025	Plant and Animal Disease, Pest Control, and Animal Care		89,121	
Direct	AP22VSD&B000C005	10.025	Plant and Animal Disease, Pest Control, and Animal Care		18,872	
Direct	AP22VSD&B000C028	10.025	Plant and Animal Disease, Pest Control, and Animal Care		362,194	46,068
Direct	AP22VSSP0000C006	10.025	Plant and Animal Disease, Pest Control, and Animal Care		146,631	
Direct	AP22VSSP0000C014	10.025	Plant and Animal Disease, Pest Control, and Animal Care		58,850	
Direct	AP22VSSP0000C032	10.025	Plant and Animal Disease, Pest Control, and Animal Care		82,897	
Direct	AP22VSSP0000C035	10.025	Plant and Animal Disease, Pest Control, and Animal Care		(195)	
Direct	AP22VSSP0000C052	10.025	Plant and Animal Disease, Pest Control, and Animal Care		6,452	
Direct	AP23IS000000C004	10.025	Plant and Animal Disease, Pest Control, and Animal Care		8,767	
Direct	AP23VSD&B000C038	10.025	Plant and Animal Disease, Pest Control, and Animal Care		137,870	
Direct	AP23VSSP0000C039	10.025	Plant and Animal Disease, Pest Control, and Animal Care		122,971	
Direct	AP23VSSP0000C040	10.025	Plant and Animal Disease, Pest Control, and Animal Care		194,436	
Direct	AP23VSSP0000C046	10.025	Plant and Animal Disease, Pest Control, and Animal Care		271,098	
Direct	AP23VSSP0000C072	10.025	Plant and Animal Disease, Pest Control, and Animal Care		53,723	
Direct	AP23VSSP0000C096	10.025	Plant and Animal Disease, Pest Control, and Animal Care		14,305	
Direct	AP23VSSP0000C102	10.025	Plant and Animal Disease, Pest Control, and Animal Care		120,813	
Direct	AP23WSNWR000C007	10.028	Wildlife Services	COVID-19	436,110	
Direct	AP23WSNWR000C027	10.028	Wildlife Services	COVID-19	92,102	
Direct	AP23WSNWR000C100	10.028	Wildlife Services		76,476	
Direct	AP24VSSP0000C008	10.025	Plant and Animal Disease, Pest Control, and Animal Care		29,187	
Passthrough:						
Michigan State University	RC113415-UMN	10.028	Wildlife Services		14,503	
Michigan State University	RC113415-UMN-Lichtenberg	10.028	Wildlife Services		2,851	
Minnesota Board of Animal Health	206380 Am2	10.025	Plant and Animal Disease, Pest Control, and Animal Care		31,874	3,937
Minnesota Board of Animal Health	219911	10.025	Plant and Animal Disease, Pest Control, and Animal Care		112,931	
Mississippi State University	080300.330266.01	10.028	Wildlife Services		99,983	
Mississippi State University	080300.330836.01	10.028	Wildlife Services		8,683	
South Dakota State University	3TA014	10.025	Plant and Animal Disease, Pest Control, and Animal Care	COVID-19	69,490	
Tennessee Wildlife Resources Foundation	77332	10.028	Wildlife Services		103,119	
The Ohio State University	SPC-1000011753 / GR131419	10.025	Plant and Animal Disease, Pest Control, and Animal Care		56,840	
Wisconsin Dept of Natural Resources	CON-104764 AP22VSSPR500C148	10.025	Plant and Animal Disease, Pest Control, and Animal Care		50,541	
Department of Agriculture, Economic Research Service						
Direct	58-3000-8-0060	10.250	Agricultural and Rural Economic Research, Cooperative Agreements and Collaborations		1,574	
Direct	58-4000-2-0101	10.250	Agricultural and Rural Economic Research, Cooperative Agreements and Collaborations		29,231	
Direct	58-4000-8-0019 Amd 01	10.253	Consumer Data and Nutrition Research		4,676	
Direct	58-6000-2-0108	10.250	Agricultural and Rural Economic Research, Cooperative Agreements and Collaborations		45,971	
Department of Agriculture, Farm Service Agency						
Direct	FBC21CPT0011809	10.069	Conservation Reserve Program		213,973	
Department of Agriculture, Foreign Agricultural Service						
Direct	EMP-2022-09	10.603	Emerging Markets Program		276,694	

See accompanying Notes to Schedule of Expenditures of Federal Awards.

**UNIVERSITY OF MINNESOTA
SCHEDULE OF EXPENDITURES OF FEDERAL AWARDS (CONTINUED)
YEAR ENDED JUNE 30, 2024**

Cluster, Agency, Subagency, Direct/Pass-through, Pass-through Entity	Award #	ALN#	ALN Program Title	COVID-19	Federal Expenditures	Subrecipient Expenditures
Department of Agriculture, Foreign Agricultural Service						
Passthrough:						
Technoserve Inc	CON-102663 USDA016N Prosper Cashew project	10.606	Food for Progress		\$ 48,162	\$ -
Department of Agriculture, Forest Service						
Direct	18-DG-11420004-272 Mod 3	10.681	Wood Education and Resource Center (WERC)		4,421	
Direct	19-DG-11420000-291	10.680	Forest Health Protection		7,905	
Direct	20-DG-11094200-177	10.674	Wood Utilization Assistance		1,832	1,832
Direct	21-CR-11242307-051 MOD 004	10.707	Research Joint Venture and Cost Reimbursable Agreements		180,302	
Direct	21-DG-11094200-255 Mod 1	10.680	Forest Health Protection		3,911	
Direct	21-DG-11132762-282	10.684	International Forestry Programs		34,293	
Direct	21-JV-11242307-012	10.664	Cooperative Forestry Assistance		64,899	
Direct	21-JV-11242307-027 mod 3	10.682	National Forest Foundation		22,795	
Direct	21-JV-11242307-036	10.680	Forest Health Protection		59,532	
Direct	21-JV-11242313-054	10.680	Forest Health Protection		8,104	
Direct	22-CR-11242307-028	10.707	Research Joint Venture and Cost Reimbursable Agreements		46,816	
			Infrastructure Investment and Job Act Joint Fire Science Program (Research & Development)		27,932	
Direct	23-CR-11242307-104	10.714	Development)		27,932	
Direct	23-CS-11242306-078	10.716	Infrastructure Investment and Jobs Act Prescribed Fire/Fire Recovery		13,578	
Direct	23-CS-11242307-113	10.699	Partnership Agreements		15,901	
Direct	23-DG-11094200-252	10.674	Wood Utilization Assistance		18,030	
Direct	23-DG-11094200-266	10.674	Wood Utilization Assistance		65,027	54,252
Direct	23-DG-11094200-411	10.680	Forest Health Protection		15,930	
Direct	23-JV-11242309-039	10.707	Research Joint Venture and Cost Reimbursable Agreements		23,087	
Direct	23-JV-11242313-049	10.707	Research Joint Venture and Cost Reimbursable Agreements		15,899	
Direct	23-PA-11090300-007	10.717	Infrastructure Investment and Jobs Act Restoration/Revegetation		18,570	
Direct	24-JV-11111124-042	10.680	Forest Health Protection		2,723	
Direct	NGO Support Agr-CON-107956-L. Kne	10.684	International Forestry Programs		219,675	
Passthrough:						
MN Department of Natural Resources	170371/3-164714	10.664	Cooperative Forestry Assistance		24,024	
MN Department of Natural Resources	22437	10.675	Urban and Community Forestry Program		115,913	
MN Department of Natural Resources	239045	10.675	Urban and Community Forestry Program		111,551	
MN Department of Natural Resources	242121/3-246201	10.664	Cooperative Forestry Assistance		4,734	
Department of Agriculture, National Institute of Food and Agriculture						
Direct	2018-38640-28416	10.215	Sustainable Agriculture Research and Education		63,722	8,236
Direct	2018-51181-28704	10.309	Specialty Crop Research Initiative		874,751	694,414
Direct	2018-51300-28563 / 2022-05638	10.307	Organic Agriculture Research and Extension Initiative		109,475	
Direct	2018-67011-36032 Amd 3	10.310	Agriculture and Food Research Initiative (AFRI)		1,368	
Direct	2018-67013-27403 / 2022-07407 Amd 2	10.310	Agriculture and Food Research Initiative (AFRI)		143,878	
Direct	2018-67013-27534	10.310	Agriculture and Food Research Initiative (AFRI)		32,479	
Direct	2018-67019-27808 Amd 2	10.310	Agriculture and Food Research Initiative (AFRI)		27,987	
Direct	2018-70027-28584 Am 8 / 2021-00257	10.500	Cooperative Extension Service		251,683	229,031
Direct	2019-33522-30200	10.219	Biotechnology Risk Assessment Research		40,161	
Direct	2019-38640-29879	10.215	Sustainable Agriculture Research and Education		1,763,303	983,280
Direct	2019-51181-30025	10.309	Specialty Crop Research Initiative		668,035	349,373
Direct	2019-51300-30484	10.307	Organic Agriculture Research and Extension Initiative		57,146	36,496
Direct	2019-67013-29201 Amd 1	10.310	Agriculture and Food Research Initiative (AFRI)		66,194	
Direct	2019-67015-29918	10.310	Agriculture and Food Research Initiative (AFRI)		422,604	
Direct	2019-67017-29110 / 2018-06198	10.310	Agriculture and Food Research Initiative (AFRI)		197,969	
Direct	2019-67017-29184	10.310	Agriculture and Food Research Initiative (AFRI)		114,551	
Direct	2019-67017-29582	10.310	Agriculture and Food Research Initiative (AFRI)		(190)	
Direct	2019-68008-29892 / 2021-07443	10.310	Agriculture and Food Research Initiative (AFRI)		24,715	
			Secondary Education, Two-Year Postsecondary Education, and Agriculture in the K-12			
Direct	2020-38414-32003 / 2020-01933	10.226	Classroom		102,705	18,147
Direct	2020-38640-31522	10.215	Sustainable Agriculture Research and Education		1,841,852	1,409,114
Direct	2020-51106-32357	10.303	Integrated Programs		67,404	
Direct	2020-51300-32177 Am 3	10.307	Organic Agriculture Research and Extension Initiative		287,921	
Direct	2020-67013-30869	10.310	Agriculture and Food Research Initiative (AFRI)		29,196	
Direct	2020-67013-31187 / 2024-03123	10.310	Agriculture and Food Research Initiative (AFRI)		318,081	
Direct	2020-67015-31133 / 2023-03388 Amd 2	10.310	Agriculture and Food Research Initiative (AFRI)		88,453	7,344
Direct	2020-67015-31394 / 2019-03089	10.310	Agriculture and Food Research Initiative (AFRI)		200,908	
Direct	2020-67015-31678 / 2019-05908	10.310	Agriculture and Food Research Initiative (AFRI)		156,430	
Direct	2020-67015-41527	10.310	Agriculture and Food Research Initiative (AFRI)		56,513	
Direct	2020-67017-30787 / 2019-06931 Amd 2	10.310	Agriculture and Food Research Initiative (AFRI)		102,349	

See accompanying Notes to Schedule of Expenditures of Federal Awards.

**UNIVERSITY OF MINNESOTA
SCHEDULE OF EXPENDITURES OF FEDERAL AWARDS (CONTINUED)
YEAR ENDED JUNE 30, 2024**

Cluster, Agency, Subagency, Direct/Pass-through, Pass-through Entity	Award #	ALN#	ALN Program Title	COVID-19	Federal Expenditures	Subrecipient Expenditures
Direct	2020-67017-33235	10.310	Agriculture and Food Research Initiative (AFRI)		\$ 190,782	\$ -
Direct	2020-67019-31148	10.310	Agriculture and Food Research Initiative (AFRI)		21,153	
Direct	2020-67021-30755 Amd 1	10.310	Agriculture and Food Research Initiative (AFRI)		71,523	
Direct	2020-67021-31956 / 2019-06437	10.310	Agriculture and Food Research Initiative (AFRI)		17,096	
Direct	2020-67021-32465 / 2019-07443	10.310	Agriculture and Food Research Initiative (AFRI)		132,366	
Direct	2020-67021-32477 Amd 01	10.310	Agriculture and Food Research Initiative (AFRI)		211,879	103,068
Direct	2020-67023-33263 / 2023-08502 Amd 05	10.310	Agriculture and Food Research Initiative (AFRI)		4,974	
Direct	2020-67034-31739 / 2019-07137	10.310	Agriculture and Food Research Initiative (AFRI)		36,618	
Direct	2020-67034-31940 Amendment 2	10.310	Agriculture and Food Research Initiative (AFRI)		11,466	
Direct	2020-67034-39428	10.310	Agriculture and Food Research Initiative (AFRI)		78,244	58,772
Direct	2020-68006-33037 Amd 2	10.310	Agriculture and Food Research Initiative (AFRI)	COVID-19	92,781	70,795
Direct	2020-68008-31410 / 2023-04061 Amd 2	10.310	Agriculture and Food Research Initiative (AFRI)		48,689	
Direct	2020-68012-31934	10.310	Agriculture and Food Research Initiative (AFRI)		2,235,787	1,184,700
Direct	2020-68014-30974 / 2019-08207	10.310	Agriculture and Food Research Initiative (AFRI)		5,514	
Direct	2020-70003-30925 Am 3	10.217	Higher Education - Institution Challenge Grants Program		17,477	
Direct	2021-33522-35340	10.219	Biotechnology Risk Assessment Research		33,982	
Direct	2021-38420-34948	10.210	Higher Education National Needs Graduate Fellowship Grants		44,508	
Direct	2021-38640-34714 Am 3	10.215	Sustainable Agriculture Research and Education		2,227,202	1,709,872
Direct	2021-51181-35861	10.309	Specialty Crop Research Initiative		1,696,220	897,274
Direct	2021-51300-34894	10.307	Organic Agriculture Research and Extension Initiative		367,713	
Direct	2021-67015-34462 Am 2	10.310	Agriculture and Food Research Initiative (AFRI)		117,113	
Direct	2021-67015-34558	10.310	Agriculture and Food Research Initiative (AFRI)		117,566	2,197
Direct	2021-67023-33821	10.310	Agriculture and Food Research Initiative (AFRI)		87,745	29,594
Direct	2021-67034-35177 Amendment 01	10.310	Agriculture and Food Research Initiative (AFRI)		8,643	
Direct	2021-68014-33655 / 2010-38575A	10.310	Agriculture and Food Research Initiative (AFRI)		216,513	
Direct	2021-68015-33499 / 2023-10355	10.310	Agriculture and Food Research Initiative (AFRI)		231,031	
Direct	2021-70027-34669 Amd 06	10.500	Cooperative Extension Service		352,004	
Direct	2021-70033-35696	10.311	Beginning Farmer and Rancher Development Program		183,673	58,499
Direct	2022-38640-37486	10.215	Sustainable Agriculture Research and Education		873,697	357,809
Direct	2022-51181-38240 Amd 03	10.309	Specialty Crop Research Initiative		1,823,174	1,223,177
Direct	2022-67013-36128	10.310	Agriculture and Food Research Initiative (AFRI)		106,421	
Direct	2022-67013-36129	10.310	Agriculture and Food Research Initiative (AFRI)		292,184	144,232
Direct	2022-67013-36505	10.310	Agriculture and Food Research Initiative (AFRI)		380,628	
Direct	2022-67015-36311	10.310	Agriculture and Food Research Initiative (AFRI)		193,939	77,823
Direct	2022-67015-36320 / 2022-02035	10.310	Agriculture and Food Research Initiative (AFRI)		131,603	
Direct	2022-67015-36660	10.310	Agriculture and Food Research Initiative (AFRI)		156,497	
Direct	2022-67023-36732	10.310	Agriculture and Food Research Initiative (AFRI)		198,429	105,060
Direct	2022-67037-36617	10.310	Agriculture and Food Research Initiative (AFRI)		98,648	
Direct	2022-67037-36640	10.310	Agriculture and Food Research Initiative (AFRI)		148,727	
Direct	2022-68008-37146 / 2024-01175	10.310	Agriculture and Food Research Initiative (AFRI)		53,647	
Direct	2023-33522-41008	10.219	Biotechnology Risk Assessment Research		60,876	
Direct	2023-37624-40715	10.304	Food and Agriculture Defense Initiative (FADI)		206,480	
Direct	2023-41520-40726 / 2024-02266	10.500	Cooperative Extension Service		697	
Direct	2023-51300-40984	10.307	Organic Agriculture Research and Extension Initiative		22,259	
Direct	2023-67011-40343	10.310	Agriculture and Food Research Initiative (AFRI)		53,590	
Direct	2023-67012-39266	10.310	Agriculture and Food Research Initiative (AFRI)		76,710	
Direct	2023-67012-40180	10.310	Agriculture and Food Research Initiative (AFRI)		73,584	
Direct	2023-67013-39512 Am 1	10.310	Agriculture and Food Research Initiative (AFRI)		79,634	
Direct	2023-67013-39533 / proposal 2022-10940	10.310	Agriculture and Food Research Initiative (AFRI)		132,764	
Direct	2023-67013-39642	10.310	Agriculture and Food Research Initiative (AFRI)		116,347	
Direct	2023-67013-39894	10.310	Agriculture and Food Research Initiative (AFRI)		33,989	
Direct	2023-67015-40862	10.310	Agriculture and Food Research Initiative (AFRI)		89,627	34,363
Direct	2023-67021-39829 Amd 2	10.310	Agriculture and Food Research Initiative (AFRI)		1,489,415	599,992
Direct	2023-67021-40018	10.310	Agriculture and Food Research Initiative (AFRI)		30,401	
Direct	2023-67034-40496	10.310	Agriculture and Food Research Initiative (AFRI)		42,038	
Direct	2023-68008-39859	10.310	Agriculture and Food Research Initiative (AFRI)		27,817	
Direct	2023-68015-39283	10.310	Agriculture and Food Research Initiative (AFRI)		4,757	
Direct	2023-68015-39602	10.310	Agriculture and Food Research Initiative (AFRI)		100,635	
Direct	2024-67012-41761	10.310	Agriculture and Food Research Initiative (AFRI)		28,754	
Direct	21-JV-11242309-074	10.512	Extension Services at 1890 Colleges and Tuskegee University, West Virginia State College, and Central State University		15,701	

See accompanying Notes to Schedule of Expenditures of Federal Awards.

**UNIVERSITY OF MINNESOTA
SCHEDULE OF EXPENDITURES OF FEDERAL AWARDS (CONTINUED)
YEAR ENDED JUNE 30, 2024**

Cluster, Agency, Subagency, Direct/Pass-through, Pass-through Entity	Award #	ALN#	ALN Program Title	COVID-19	Federal Expenditures	Subrecipient Expenditures
Direct	NS Prog-Animal Health and Disease Research Fund Appr	10.207	Animal Health and Disease Research		\$ 167,919	\$ -
Direct	NS Prog-Hatch Fund Appr	10.203	Payments to Agricultural Experiment Stations Under the Hatch Act		6,249,467	
Direct	NS Prog-McIntire-Stennis Fund Appr	10.202	Cooperative Forestry Research		693,499	
Passthrough:						
Alabama A&M University	AAMU-2022-003	10.216	1890 Institution Capacity Building Grants		18,480	
Arizona State University	ASUB00000726	10.310	Agriculture and Food Research Initiative (AFRI)		6,527	
Colorado State University	5350329/PO 847913	10.310	Agriculture and Food Research Initiative (AFRI)		12,378	
Colorado State University	G-40584-02	10.310	Agriculture and Food Research Initiative (AFRI)		49,754	
Colorado State University	G-70223-02	10.307	Organic Agriculture Research and Extension Initiative		31,365	
Cornell University	137901-21036 Amd 02	10.307	Organic Agriculture Research and Extension Initiative		78,860	
Cornell University	139701-21225	10.330	Alfalfa Seed and Alfalfa Forage Systems Program		39,401	
Cornell University	146032-22155 Am 1	10.310	Agriculture and Food Research Initiative (AFRI)		12,475	
Fond Du Lac Tribal & Community College	1	10.227	1994 Institutions Research Grants		38,690	
Fond Du Lac Tribal & Community College	1	10.227	1994 Institutions Research Grants		10,183	
Fond Du Lac Tribal & Community College	1	10.227	1994 Institutions Research Grants		1,598	
Iowa State University	019585X	10.200	Grants for Agricultural Research, Special Research Grants		13,211	
Iowa State University	022798P	10.200	Grants for Agricultural Research, Special Research Grants		25,186	
Iowa State University	027233B	10.310	Agriculture and Food Research Initiative (AFRI)		13,386	
Kansas State University	A21-0411-S001	10.310	Agriculture and Food Research Initiative (AFRI)		56,858	
			Small Business Innovation Research (SBIR) Program / Small Business Technology			
Lakril Technologies Corporation	001	10.212	Transfer (STTR) Program		38,472	
Louisiana State University	PO-0000226870	10.310	Agriculture and Food Research Initiative (AFRI)		75,115	
Michigan State University	RC111153B / 2020-67015-30827 prime	10.310	Agriculture and Food Research Initiative (AFRI)		79,178	
Michigan State University	RC112679B Amd 2	10.200	Grants for Agricultural Research, Special Research Grants		11,205	
Michigan State University	RC114390UMN Amd 1	10.304	Food and Agriculture Defense Initiative (FADI)		38,360	
Michigan State University	RC115634UMN	10.200	Grants for Agricultural Research, Special Research Grants		194,096	
North Carolina State University	2020/0510-01	10.310	Agriculture and Food Research Initiative (AFRI)		22,617	
North Dakota State University	FAR0036178	10.200	Grants for Agricultural Research, Special Research Grants		82,024	
Oregon State University	C0566B-B Am 1	10.307	Organic Agriculture Research and Extension Initiative		69,320	
Prairie View A&M University	2109966 / 2022-38821-37337	10.216	1890 Institution Capacity Building Grants		46,727	
Princeton University	SUB0000375 Amd03	10.310	Agriculture and Food Research Initiative (AFRI)		163,723	
Purdue University	17000985-006	10.304	Food and Agriculture Defense Initiative (FADI)		16,991	2,264
Purdue University	F9000315202088	10.310	Agriculture and Food Research Initiative (AFRI)		157,456	
Red Lake Nation College	2023-1 Amd 2	10.227	1994 Institutions Research Grants		19,193	
Sasya LLC	3TM372UMN Amendment 2	10.320	Sun Grant Program		110	
South Dakota Game Fish and Parks	MSN267060	10.500	Cooperative Extension Service		74,888	
South Dakota State University	3TA042	10.310	Agriculture and Food Research Initiative (AFRI)		36,948	
State of Connecticut	CAES-2022-23107-1	10.310	Agriculture and Food Research Initiative (AFRI)		56,808	
Texas A&M University	M2002885	10.309	Specialty Crop Research Initiative		18,141	
Texas A&M University	M2300280	10.309	Specialty Crop Research Initiative		156,923	
The Ohio State University	60078003 SPC-1000004399 PO RF01620641	10.307	Organic Agriculture Research and Extension Initiative		94,046	
The Ohio State University	SPC-1000006943 / GR122852	10.310	Agriculture and Food Research Initiative (AFRI)		40,987	
The University of Maine	UMS1386	10.307	Organic Agriculture Research and Extension Initiative		66,330	
University of California Davis	A22-1483-S010 Am 3	10.310	Agriculture and Food Research Initiative (AFRI)		17,960	
University of Connecticut	Subaward No. 409420 Amd 03	10.310	Agriculture and Food Research Initiative (AFRI)		138,897	
University of Illinois	112908-19627	10.310	Agriculture and Food Research Initiative (AFRI)		20,481	
University of Illinois at Urbana-Champaign	112330-19404	10.310	Agriculture and Food Research Initiative (AFRI)		55,059	
University of Maryland	91310-25208204 Am C	10.310	Agriculture and Food Research Initiative (AFRI)		106,525	
University of Maryland	95353-25248202	10.310	Agriculture and Food Research Initiative (AFRI)		1,345	
University of Missouri	C00075394-1	10.309	Specialty Crop Research Initiative		23,542	
University of Nebraska Lincoln	25-1220-0005-002	10.310	Agriculture and Food Research Initiative (AFRI)		46,727	
University of Nebraska Lincoln	25-6324-0245-106	10.520	Agriculture Risk Management Education Partnerships Competitive Grants Program		2,237	
University of New Hampshire	L0106	10.303	Integrated Programs		189,810	
University of Pennsylvania	PO # 5289579	10.310	Agriculture and Food Research Initiative (AFRI)		118,148	
University of Washington	UWSC13907 AMD 2 / BPO 67816	10.310	Agriculture and Food Research Initiative (AFRI)		68,229	
University of Wisconsin Madison	0000000256	10.310	Agriculture and Food Research Initiative (AFRI)		175,398	
University of Wisconsin Madison	0000000367 Am 4	10.309	Specialty Crop Research Initiative		140,682	
University of Wisconsin Madison	0000001594 Amendment 2	10.200	Grants for Agricultural Research, Special Research Grants		45,460	
University of Wisconsin Madison	0000001641 Amd 02	10.303	Integrated Programs		110,909	
University of Wisconsin Madison	0000001781 Am 1	10.310	Agriculture and Food Research Initiative (AFRI)		27,713	
University of Wisconsin Madison	0000003167	10.310	Agriculture and Food Research Initiative (AFRI)		49,499	
Virginia Tech	423656-19114	10.310	Agriculture and Food Research Initiative (AFRI)		95,790	

See accompanying Notes to Schedule of Expenditures of Federal Awards.

UNIVERSITY OF MINNESOTA
SCHEDULE OF EXPENDITURES OF FEDERAL AWARDS (CONTINUED)
YEAR ENDED JUNE 30, 2024

Cluster, Agency, Subagency, Direct/Pass-through, Pass-through Entity	Award #	ALN#	ALN Program Title	COVID-19	Federal Expenditures	Subrecipient Expenditures
Washington State University	145167 WSU001202/PO 145086-SPC006135	10.520	Agriculture Risk Management Education Partnerships Competitive Grants Program		\$ 4,682	\$ -
Western Illinois University	2019-69012-29851-02 / PO: N002309	10.310	Agriculture and Food Research Initiative (AFRI)		1,169,451	
Department of Agriculture, Natural Resources Conservation Service						
Direct	NR203A750008G002 Amd 1	10.912	Environmental Quality Incentives Program		37,743	
Direct	NR213A750013G005	10.912	Environmental Quality Incentives Program		238,151	130,708
Direct	NR213A750013G029	10.912	Environmental Quality Incentives Program		101,145	
Direct	NR213A750023C007	10.924	Conservation Stewardship Program		9,862	
Direct	NR223A750003C074	10.902	Soil and Water Conservation		36,881	
Direct	NR223A750025C013	10.903	Soil Survey		105,179	10,691
Direct	NR236322XXXC008	10.902	Soil and Water Conservation		48,758	
Direct	NR243A750003C053	10.902	Soil and Water Conservation		8,840	
Passthrough:						
University of Florida	SUB00003985	10.912	Environmental Quality Incentives Program		47,673	
University of Illinois	103926-18836	10.912	Environmental Quality Incentives Program		4,831	
University of Illinois	104772-18519 Am 03	10.912	Environmental Quality Incentives Program		64,716	999
University of Rhode Island	PO 0000196206	10.902	Soil and Water Conservation		23,104	
Department of Agriculture, Office of the Chief Economist						
Direct	FSA20CPT0011012 Am 1	10.290	Agricultural Market and Economic Research		169,529	
Department of Commerce						
Passthrough:						
SRCCO	2018-NE-2861-3	11.CXX	Contract-Department of Commerce		(3,492)	(3,492)
Department of Commerce, National Institute of Standards and Technology						
Direct	70NANB22H021	11.609	Measurement and Engineering Research and Standards		82,456	
Direct	70NANB22H109	11.609	Measurement and Engineering Research and Standards		15,401	
Passthrough:						
3D Array Technology LLC	CON-99164 70NANB22H118	11.620	Science, Technology, Business and/or Education Outreach		482	
Department of Commerce, National Oceanic and Atmospheric Administration						
Direct	NA20NOS4200147	11.420	Coastal Zone Management Estuarine Research Reserves		5,568	
Direct	NA21OAR4310134 Amd 1	11.431	Climate and Atmospheric Research		87,531	
Direct	NA21OAR4310282	11.431	Climate and Atmospheric Research		184,742	147,361
Direct	NA22OAR4310200	11.431	Climate and Atmospheric Research		82,770	
Passthrough:						
Florida Atlantic University	IOOS098/HABON-02 / UR-K221	11.012	Integrated Ocean Observing System (IOOS)		(11)	
Great Lakes Observing System	IOOS001/YR1-NBN-01, Amend. 1	11.012	Integrated Ocean Observing System (IOOS)		6,830	
Great Lakes Observing System	IOOS098/YR3-NBN-26 Amend. 1	11.012	Integrated Ocean Observing System (IOOS)		5,272	
Minnesota's Lake Superior Coastal Program	217139 / PO 3000219590 Amd. 1	11.419	Coastal Zone Management Administration Awards		34,288	
MN Department of Natural Resources	199377	11.419	Coastal Zone Management Administration Awards		1	
MN Department of Natural Resources	199380	11.419	Coastal Zone Management Administration Awards		43,009	
MN Department of Natural Resources	217176 / 3000219777	11.419	Coastal Zone Management Administration Awards		27,624	
MN Department of Natural Resources	234598 / Proj. 23-306-12	11.419	Coastal Zone Management Administration Awards		85,192	
The University of Alabama	A22-0304-S003-A01	11.432	National Oceanic and Atmospheric Administration (NOAA) Cooperative Institutes		249,041	
The University of Alabama	A22-0358-S001 A02	11.432	National Oceanic and Atmospheric Administration (NOAA) Cooperative Institutes		163,081	
The University of Alabama	A23-0273-S001	11.432	National Oceanic and Atmospheric Administration (NOAA) Cooperative Institutes		69,674	
University of Maryland	102651-Z7554215 Mod B	11.432	National Oceanic and Atmospheric Administration (NOAA) Cooperative Institutes		85,411	
University of Michigan	SUBK00015903 PO#3006590620	11.432	National Oceanic and Atmospheric Administration (NOAA) Cooperative Institutes		1,103	
University of Michigan	SUBK00018514-PO# 3007248437 Am. 1	11.478	Center for Sponsored Coastal Ocean Research Coastal Ocean Program		96,583	
University of Wisconsin Madison	0000002537	11.419	Coastal Zone Management Administration Awards		125,820	
University of Wisconsin Madison	000003330/PO Number: 3007796293	11.419	Coastal Zone Management Administration Awards		41,177	
Department of Defense						
Direct	FA8750-22-C-1034 Amd P00002	12.CXX	Contract-Department of Defense		865,546	8,127
Direct	N00014-17-1-2438, A00005ARZ999	12.300	Basic and Applied Scientific Research		65,240	61,950
Direct	N00014-17-1-2547 A00002	12.300	Basic and Applied Scientific Research		6,084	
Direct	N00014-18-1-2800 P06	12.300	Basic and Applied Scientific Research		17,506	
Direct	N00014-19-1-2139 P04	12.300	Basic and Applied Scientific Research		91,763	
Direct	N00014-19-1-2623 P00004	12.300	Basic and Applied Scientific Research		740,792	
Direct	N00014-20-1-2103 P00004	12.300	Basic and Applied Scientific Research		350,393	29,759
Direct	N00014-20-1-2361 A00001	12.300	Basic and Applied Scientific Research		61,446	

See accompanying Notes to Schedule of Expenditures of Federal Awards.

**UNIVERSITY OF MINNESOTA
SCHEDULE OF EXPENDITURES OF FEDERAL AWARDS (CONTINUED)
YEAR ENDED JUNE 30, 2024**

Cluster, Agency, Subagency, Direct/Pass-through, Pass-through Entity	Award #	ALN#	ALN Program Title	COVID-19	Federal Expenditures	Subrecipient Expenditures
Direct	N000142012682 P06	12.300	Basic and Applied Scientific Research		\$ 1,861,808	\$ 788,751
Direct	N00014-20-1-2717/P00004	12.300	Basic and Applied Scientific Research		149,672	
Direct	N00014-20-1-2732 ARZ999 A00001	12.300	Basic and Applied Scientific Research		85,237	
Direct	N00014-20-1-2747 P00004	12.300	Basic and Applied Scientific Research		168,656	
Direct	N00014-20-1-2767 P03	12.300	Basic and Applied Scientific Research		58,622	
Direct	N00014-21-1-2166 P00004	12.300	Basic and Applied Scientific Research		157,527	
Direct	N00014-21-1-2455 P00004	12.300	Basic and Applied Scientific Research		1,967	
Direct	N00014-21-1-2463 Mod A00001 PO4720008024	12.300	Basic and Applied Scientific Research		467,188	49,560
Direct	N00014-21-1-2590-P00001	12.300	Basic and Applied Scientific Research		246,558	146,831
Direct	N000142212029 A00001	12.300	Basic and Applied Scientific Research		130,122	56,088
Direct	N00014-22-1-2140/P00002	12.300	Basic and Applied Scientific Research		185,557	
Direct	N00014-22-1-2287 P00003	12.300	Basic and Applied Scientific Research		156,449	
Direct	N00014-22-1-2481 P03	12.300	Basic and Applied Scientific Research		216,272	
Direct	N00014-22-1-2491 Am. ARZ999 MOD P00001	12.300	Basic and Applied Scientific Research		175,578	
Direct	N00014-22-1-2636 P00001	12.300	Basic and Applied Scientific Research		119,935	
			Science, Technology, Engineering & Mathematics (STEM) Education, Outreach and			
Direct	N00014-22-1-2658	12.330	Workforce Program		30,481	
Direct	N00014-23-1-2049 P02	12.300	Basic and Applied Scientific Research		452,375	
Direct	N00014-23-1-2460	12.300	Basic and Applied Scientific Research		130,650	
Direct	N00014-23-1-2559	12.300	Basic and Applied Scientific Research		89,863	
Direct	N00014-23-1-2627 P00001	12.300	Basic and Applied Scientific Research		67,839	
Direct	N00014-23-1-2697	12.300	Basic and Applied Scientific Research		473,363	
Direct	N00014-24-1-2082	12.300	Basic and Applied Scientific Research		16,187	
Direct	N000142412284	12.300	Basic and Applied Scientific Research		3,758	
			Science, Technology, Engineering & Mathematics (STEM) Education, Outreach and			
Direct	N000142412300	12.330	Workforce Program		3,517	
Direct	N000142412336	12.300	Basic and Applied Scientific Research		15,905	
Direct	N00167-17-D-0002/N0016721F0231	12.CXX	Contract-Department of Defense		21,859	
Direct	W81XWH-18-1-0806 P00005	12.CXX	Contract-Department of Defense		1,266	
Direct	W81XWH2020047	12.CXX	Contract-Department of Defense		551,968	
Direct	W81XWH20CD127 P00003	12.CXX	Contract-Department of Defense		147,884	464
Direct	W9124P23P0024	12.CXX	Contract-Department of Defense		231,666	
Direct	W912HQ19C0050	12.CXX	Contract-Department of Defense		261,646	89,856
Direct	W912HQ20C0041 P00004	12.CXX	Contract-Department of Defense		161,846	
Direct	W912HQ20C0078	12.CXX	Contract-Department of Defense		152,981	110,449
Direct	W912HQ23C0094	12.CXX	Contract-Department of Defense		182,264	23,799
Direct	W912HQ24C0016	12.CXX	Contract-Department of Defense		90,656	
Passthrough:						
American	CON-105740 CS-20-1601	12.CXX	Contract-Department of Defense		111,982	
Applied Research Associates Inc	PO-01633	12.CXX	Contract-Department of Defense		10,811	
APTIM Federal Services LLC	Subcontract 209627, Project 501987	12.CXX	Contract-Department of Defense		11,187	
BAE Systems Land & Armaments Holdings	1185436-1	12.CXX	Contract-Department of Defense		883,132	
CDM Smith Inc	6569-001-001-CS	12.CXX	Contract-Department of Defense		79,753	
Georgia Institute of Technology	AWD-005234-G2	12.300	Basic and Applied Scientific Research		45,349	
Inferlink Corporation	1015	12.CXX	Contract-Department of Defense		184,923	
Johns Hopkins University	169877 Modification 10	12.CXX	Contract-Department of Defense		200,000	
Leidos Biomedical Research Inc	P010288007	12.CXX	Contract-Department of Defense		120,316	
Luna Innovations Incorporated	7102-DPA-1T/UMINN	12.CXX	Contract-Department of Defense		19,594	
Novateur Research Solutions LLC	W911NF-22-P-0065_UMN	12.CXX	Contract-Department of Defense		3,700	
Polaris Sensor Technologies Inc	S-20-022-01 Modification 3	12.CXX	Contract-Department of Defense		156,196	
PPG Industries Inc	2021007-142040-2	12.CXX	Contract-Department of Defense		57,513	
Questek Innovations LLC	N68335-22-C-0077 Am 1	12.CXX	Contract-Department of Defense		134,341	
Rockwell Collins Inc	PO 4506677677 / FA8750-18-C-0099-13	12.CXX	Contract-Department of Defense		79,702	
Smart Information Flow Technologies	PROACTV-UMN-01	12.CXX	Contract-Department of Defense		40,695	
Space Dynamics Laboratory	CP0072340 Mod 1	12.CXX	Contract-Department of Defense		127,325	
Spectral Sciences Inc	3619-115-47/AMTC-20-07-003/PO#: 11915	12.CXX	Contract-Department of Defense		2,312,110	
Spectral Sciences Inc	3642-104-47/12031	12.CXX	Contract-Department of Defense		144,159	
Spectral Sciences Inc	3769-002-3026/PO 12217	12.CXX	Contract-Department of Defense		53,459	
Texas A&M University	M2201620	12.CXX	Contract-Department of Defense		57,394	
Texas A&M University	M2202895	12.CXX	Contract-Department of Defense		454,282	368,000
Texas A&M University	M2202899 Amd 1	12.CXX	Contract-Department of Defense		211,964	49,999
The Geneva Foundation	S-10753-01 Amendment 02	12.CXX	Contract-Department of Defense		(537)	
The Marine Biological Laboratory	54545 Amendment 1	12.300	Basic and Applied Scientific Research		129,980	

See accompanying Notes to Schedule of Expenditures of Federal Awards.

**UNIVERSITY OF MINNESOTA
SCHEDULE OF EXPENDITURES OF FEDERAL AWARDS (CONTINUED)
YEAR ENDED JUNE 30, 2024**

Cluster, Agency, Subagency, Direct/Pass-through, Pass-through Entity	Award #	ALN#	ALN Program Title	COVID-19	Federal Expenditures	Subrecipient Expenditures
The Ultran Group Inc	Ultran-MCDC-Ikramuddin-1	12.CXX	Contract-Department of Defense	COVID-19	\$ 746,981	\$ -
University of Maryland	97455-28339201 Am B	12.300	Basic and Applied Scientific Research		218,840	
University of Michigan	SUBK00018754 PO # 3008034965	12.CXX	Contract-Department of Defense		156,041	
University of Notre Dame	204133UM Am 5	12.300	Basic and Applied Scientific Research		190,998	
University of Pittsburgh	CON-96717 W81XWH2190014	12.CXX	Contract-Department of Defense		58,247	
University of Pittsburgh	FY2022-18478-SVC Amd 2	12.CXX	Contract-Department of Defense		46,997	
University of Southern California	107234489 Amendment 10	12.300	Basic and Applied Scientific Research		301,507	
University of Virginia	AWD-004396.GR100697 Amd 1	12.CXX	Contract-Department of Defense		146,146	
University of Washington	UWSC12383 / BPO52543	12.CXX	Contract-Department of Defense		31,489	
Vanderbilt University	OSA00000258 PO P24004403	12.300	Basic and Applied Scientific Research		240,007	
Virginia Tech	450917-19114	12.CXX	Contract-Department of Defense		326,406	
Virginia Tech	450980-19114	12.CXX	Contract-Department of Defense		156,074	
Washington University in St Louis	WU-21-257; PO ST00003259	12.CXX	Contract-Department of Defense		(136)	
Department of Defense, Defense Advanced Research Projects Agency (DARPA)						
Direct	FA8650-18-2-7868-P00007	12.910	Research and Technology Development		38,089	9,167
Direct	FA8650-20-2-7009-Modification P00006	12.910	Research and Technology Development		55,349	36,633
Direct	HR0011-20-1-0006 P00004	12.910	Research and Technology Development		199,076	
Direct	HR00112320005 P00003	12.910	Research and Technology Development		468,211	
Direct	N660012324016 P00003	12.910	Research and Technology Development		2,573,185	1,057,207
Direct	W911NF2110352	12.910	Research and Technology Development		238,649	17,608
Passthrough:						
Columbia University	1(GG017196-01)-Am #4/SAPO G16338	12.910	Research and Technology Development		418,132	
Northwestern University	60059016 MINN Amd 06	12.910	Research and Technology Development		36,497	
University of Notre Dame	204368UMN	12.910	Research and Technology Development		90,565	
University of Southern California	SCON-00005370 Amd 1	12.910	Research and Technology Development		103,469	
Department of Defense, Defense Threat Reduction Agency (DTRA)						
Passthrough:						
University of Pittsburgh	AWD00004334	12.351	Scientific Research - Combating Weapons of Mass Destruction		88,877	
Department of Defense, Dept of the Air Force						
Direct	FA9453-23-1-0004/P00002	12.800	Air Force Defense Research Sciences Program		122,276	
Direct	FA9550-18-1-0339 P00006	12.800	Air Force Defense Research Sciences Program		222,307	
Direct	FA9550-19-1-0191 P04	12.800	Air Force Defense Research Sciences Program		54,693	54,693
Direct	FA9550-19-1-0308 P03	12.800	Air Force Defense Research Sciences Program		7,170	
Direct	FA9550-20-1-0360 P01	12.800	Air Force Defense Research Sciences Program		278,923	155,755
Direct	FA9550-21-1-0025 P00003	12.800	Air Force Defense Research Sciences Program		136,789	
Direct	FA9550-21-1-0106/P02	12.800	Air Force Defense Research Sciences Program		380,517	
Direct	FA9550-21-1-0273 P00002	12.800	Air Force Defense Research Sciences Program		96,785	
Direct	FA9550-21-1-0393	12.800	Air Force Defense Research Sciences Program		424,751	
Direct	FA9550-21-1-0423 P00002	12.800	Air Force Defense Research Sciences Program		164,815	
Direct	FA9550-22-1-0070 P01	12.800	Air Force Defense Research Sciences Program		113,914	
Direct	FA9550-23-1-0085 P00001	12.800	Air Force Defense Research Sciences Program		104,917	
Direct	FA9550-23-1-0093 P00001	12.800	Air Force Defense Research Sciences Program		242,402	
Direct	FA9550-23-1-0162	12.800	Air Force Defense Research Sciences Program		273,571	167,489
Direct	FA9550-23-1-0247 P00001	12.800	Air Force Defense Research Sciences Program		280,521	
Direct	FA9550-23-1-0314	12.800	Air Force Defense Research Sciences Program		143,832	
Direct	FA9550-23-1-0451	12.800	Air Force Defense Research Sciences Program		71,640	
Direct	FA9550-23-1-0579	12.800	Air Force Defense Research Sciences Program		69,874	
Direct	FA9550-23-1-0645	12.800	Air Force Defense Research Sciences Program		351,651	230,571
Direct	FA9550-23-1-0745	12.800	Air Force Defense Research Sciences Program		171,080	
Direct	FA9550-24-1-0031	12.800	Air Force Defense Research Sciences Program		106,510	
Direct	FA9550-24-1-0148	12.800	Air Force Defense Research Sciences Program		1,783	
Passthrough:						
BioMade	T-PC02-A-09-0085	12.800	Air Force Defense Research Sciences Program		125,584	
California Institute of Technology	S621683	12.800	Air Force Defense Research Sciences Program		199,896	
Clarkson Aerospace Corp	MINN 21-1-0460 mod 3	12.800	Air Force Defense Research Sciences Program		77,442	
Georgia State University	SP00016188-03	12.800	Air Force Defense Research Sciences Program		95,923	
Purdue University	13000951-011	12.800	Air Force Defense Research Sciences Program		9,104	
Queens University	6027765-1145304 am 2	12.800	Air Force Defense Research Sciences Program		114,180	
San Diego State University Foundation	D10644-03 A2 5A552A 7802	12.800	Air Force Defense Research Sciences Program		55,012	
Stanford University	62718247-202251-02	12.800	Air Force Defense Research Sciences Program		551,938	
The Ohio State University	60071266 Am 11	12.800	Air Force Defense Research Sciences Program		77,109	

See accompanying Notes to Schedule of Expenditures of Federal Awards.

**UNIVERSITY OF MINNESOTA
SCHEDULE OF EXPENDITURES OF FEDERAL AWARDS (CONTINUED)
YEAR ENDED JUNE 30, 2024**

Cluster, Agency, Subagency, Direct/Pass-through, Pass-through Entity	Award #	ALN#	ALN Program Title	COVID-19	Federal Expenditures	Subrecipient Expenditures
University of California San Diego	705996	12.800	Air Force Defense Research Sciences Program	\$	107,101	\$ -
University of California San Diego	KR 705327 Amd 01	12.800	Air Force Defense Research Sciences Program		93,727	
University of Pittsburgh	AWD00007766 (420412-6) PO # P00757489	12.800	Air Force Defense Research Sciences Program		65,183	
University of San Diego	A21-0038-5004 Amd 03	12.800	Air Force Defense Research Sciences Program		150,575	
Department of Defense, Dept of the Army						
Direct	0011764920 / W81XWH2220025 Amd 1	12.420	Military Medical Research and Development		181,447	
Direct	CVRE-02 AMD 05	12.420	Military Medical Research and Development		52,824	
Direct	FA9550-21-1-0213	12.431	Basic Scientific Research		149,403	
Direct	FA9550-22-1-0330	12.431	Basic Scientific Research		300,759	
Direct	HT9425-23-1-0042	12.420	Military Medical Research and Development		151,307	
Direct	HT9425-23-1-0171	12.420	Military Medical Research and Development		161,823	8,877
Direct	HT9425-23-1-0251	12.420	Military Medical Research and Development		165,734	
Direct	HT9425-23-1-0254	12.420	Military Medical Research and Development		141,831	
Direct	HT9425-23-1-0307	12.420	Military Medical Research and Development		86,935	
Direct	HT9425-23-1-0432	12.420	Military Medical Research and Development		208,837	
Direct	HT94252310448	12.420	Military Medical Research and Development		30,186	4,315
Direct	HT9425-23-1-0456	12.420	Military Medical Research and Development		167,083	
Direct	HT94252310461	12.420	Military Medical Research and Development		34,514	
Direct	HT94252310583	12.420	Military Medical Research and Development		381,468	
Direct	HT9425-24-1-0192	12.420	Military Medical Research and Development		91,620	
Direct	W81XWH-17-1-0081 P00004	12.420	Military Medical Research and Development		(12)	
Direct	W81XWH-17-1-0445	12.420	Military Medical Research and Development		39,741	
Direct	W81XWH1810577	12.420	Military Medical Research and Development		408,644	228,785
Direct	W81XWH-18-1-0687 P00002	12.420	Military Medical Research and Development		179,716	
Direct	W81XWH1810722 / 0011194662-P03	12.420	Military Medical Research and Development		114,440	
Direct	W81XWH1910013 - Amendment P00003	12.420	Military Medical Research and Development		207,899	
Direct	W81XWH1910161-P00003	12.420	Military Medical Research and Development		416,742	402,992
Direct	W81XWH-19-1-0610 P03	12.420	Military Medical Research and Development		10,551	
Direct	W81XWH1910673	12.420	Military Medical Research and Development		643,360	
Direct	W81XWH1910700 P00001	12.420	Military Medical Research and Development		(450)	
Direct	W81XWH2010341 P00001	12.420	Military Medical Research and Development		193,736	
Direct	W81XWH2010402	12.420	Military Medical Research and Development		293,216	
Direct	W81XWH2010509	12.420	Military Medical Research and Development		357,402	
Direct	W81XWH-20-1-0563 P00002	12.420	Military Medical Research and Development		187,360	74,042
Direct	W81XWH2010622 Amd 1	12.420	Military Medical Research and Development		117,913	
Direct	W81XWH2010659	12.420	Military Medical Research and Development		483,502	
Direct	W81XWH2010682	12.420	Military Medical Research and Development		348,073	180,015
Direct	W81XWH2010885	12.420	Military Medical Research and Development		354,556	211,007
Direct	W81XWH2020048	12.420	Military Medical Research and Development		759,534	
Direct	W81XWH2110255 Amd 1 P00001	12.420	Military Medical Research and Development		208,154	
Direct	W81XWH2110347 P00001	12.420	Military Medical Research and Development		300,027	77,115
Direct	W81XWH2110397	12.420	Military Medical Research and Development		160,738	
Direct	W81XWH2110525	12.420	Military Medical Research and Development		246,669	
Direct	W81XWH2110546-P00001	12.420	Military Medical Research and Development		315,374	
Direct	W81XWH2110589	12.420	Military Medical Research and Development		286,197	85,137
Direct	W81XWH2110606	12.420	Military Medical Research and Development		763,215	
Direct	W81XWH2110674	12.420	Military Medical Research and Development		492,402	111,174
Direct	W81XWH2110726	12.420	Military Medical Research and Development		254,843	12,704
Direct	W81XWH2210098/ PC210042	12.420	Military Medical Research and Development		214,030	
Direct	W81XWH2210184	12.420	Military Medical Research and Development		430,760	52,216
Direct	W81XWH2210242	12.420	Military Medical Research and Development		155,285	
Direct	W81XWH2210486	12.420	Military Medical Research and Development		158,466	43,288
Direct	W81XWH2210489	12.420	Military Medical Research and Development		503,085	
Direct	W81XWH2210537 P01	12.420	Military Medical Research and Development		40,430	
Direct	W81XWH2210716	12.420	Military Medical Research and Development		174,100	
Direct	W81XWH2210757	12.420	Military Medical Research and Development		136,021	
Direct	W81XWH2211045-P00001	12.420	Military Medical Research and Development		225,607	
Direct	W911NF1810240 P10	12.431	Basic Scientific Research		805,322	747,512
Direct	W911NF1810354 P00008	12.431	Basic Scientific Research		26,371	
Direct	W911NF1920283 P00003	12.431	Basic Scientific Research		15,259	
Direct	W911NF2010098 P04	12.431	Basic Scientific Research		126,671	

See accompanying Notes to Schedule of Expenditures of Federal Awards.

**UNIVERSITY OF MINNESOTA
SCHEDULE OF EXPENDITURES OF FEDERAL AWARDS (CONTINUED)
YEAR ENDED JUNE 30, 2024**

Cluster, Agency, Subagency, Direct/Pass-through, Pass-through Entity	Award #	ALN#	ALN Program Title	COVID-19	Federal Expenditures	Subrecipient Expenditures
Direct	W911NF2010105 P08	12.431	Basic Scientific Research		\$ 1,285,351	\$ 579,099
Direct	W911NF-20-1-0156 P00005	12.431	Basic Scientific Research		215,473	114,522
Direct	W911NF2010242	12.431	Basic Scientific Research		5,646	
Direct	W911NF2020161 P02	12.431	Basic Scientific Research		1,361,455	
Direct	W911NF-21-1-0265 P00002	12.431	Basic Scientific Research		45,779	
Direct	W911NF2210074 P00004	12.431	Basic Scientific Research		183,333	
Direct	W911NF220239 P00002	12.431	Basic Scientific Research		146,829	
Direct	W911NF2310315 P00001	12.431	Basic Scientific Research		105,015	
Direct	W911NF2310377	12.431	Basic Scientific Research		327,523	
Direct	W911NF2410037	12.431	Basic Scientific Research		33,667	
Direct	W911NF2410120 / 0012101922	12.431	Basic Scientific Research		6,155	
Direct	W912CG2120002 P00010	12.431	Basic Scientific Research		281,861	
Passthrough:						
Cedars-Sinai Medical Center	0001621389 / 0001767392 Mod 1	12.420	Military Medical Research and Development		5,271	
Cedars-Sinai Medical Center	Subaward 0001789025 Amendment 3	12.420	Military Medical Research and Development		3,014	
Center for Veterans Research & Education	CVRE-03 Amd 5	12.420	Military Medical Research and Development		12,847	
Duke University	313000069 Amd 1	12.420	Military Medical Research and Development		65,369	
Eastern Virginia Medical School	S231331-2 / HT94252410001	12.420	Military Medical Research and Development		6,049	
Healthpartners Institute	85285270 X1832600UMN Am 4	12.420	Military Medical Research and Development		2,536	
Hennepin Healthcare Research Institute	15059-03 Am 7	12.420	Military Medical Research and Development		175,280	
Johns Hopkins University	2005909978	12.420	Military Medical Research and Development		16,186	
Massachusetts Institute of Technology	s5509 POW 733713 Amd 4	12.431	Basic Scientific Research		123,248	
Medical University of South Carolina	A24-0077-S001	12.420	Military Medical Research and Development		57,262	
MN Veterans Medical Research & Educ Fdn	CVRE-01 Amd 6	12.420	Military Medical Research and Development		12,397	
Stanford University	Subaward No. 62878354-201484 Amendment 2	12.420	Military Medical Research and Development		15,182	
The Geneva Foundation	S-11101-01	12.420	Military Medical Research and Development		34,263	
The University of Alabama at Birmingham	000507860-SC003_Amd-8	12.420	Military Medical Research and Development		34,252	
The University of New Mexico	3RU8 Amd 02	12.420	Military Medical Research and Development		436,302	
The University of Queensland	RM2019002693	12.420	Military Medical Research and Development		8,746	
University of California Los Angeles	1640 G LA214 Am 1	12.420	Military Medical Research and Development		107,796	
University of Colorado Denver	FY23.794.001_AMD7/Sub# FY16.794.012	12.420	Military Medical Research and Development		(465)	
University of Illinois Chicago	18560 Am 2	12.420	Military Medical Research and Development	COVID-19	177,335	
University of Kentucky	3200004877-23-003 Mod 1	12.431	Basic Scientific Research		32,608	
University of North Dakota	UNDO026400-S1	12.431	Basic Scientific Research		65,863	
University of Pittsburgh	AWD00004765 (418188-1)	12.420	Military Medical Research and Development		9,548	
University of Pittsburgh	CNVA00056666 (431614-7) Am 21	12.420	Military Medical Research and Development		5,033	
University of Wisconsin Madison	0000003548	12.431	Basic Scientific Research		3,209	
University of Wisconsin Madison	Agreement #0000002287 Amendment 1	12.420	Military Medical Research and Development		399	
Veterans Medical Research Foundation	102560001-327960	12.420	Military Medical Research and Development		49,191	
Veterans Medical Research Foundation	102570001-328048	12.420	Military Medical Research and Development		35,607	
Worcester Polytechnic Institute	11323-GR	12.431	Basic Scientific Research		303,048	
Department of Defense, National Security Agency (NSA)						
Direct	H98230-22-1-0030 P0001	12.901	Mathematical Sciences Grants		24,966	
Direct	H98230-23-1-0011	12.901	Mathematical Sciences Grants		46,141	
Direct	H98230-24-1-0038	12.901	Mathematical Sciences Grants		3,718	
Passthrough:						
Rochester Institute of Technology	32825-01 AMD 1	12.900	Language Grant Program		72,184	
Department of Defense, Office of the Secretary of Defense						
Direct	FA8651-20-1-0001 P00003	12.630	Basic, Applied, and Advanced Research in Science and Engineering		26,811	
Direct	HM0476-20-1-0009 P03	12.630	Basic, Applied, and Advanced Research in Science and Engineering		181,323	
Direct	W912HZ-23-2-0049	12.630	Basic, Applied, and Advanced Research in Science and Engineering		3,475	
Direct	W9132T2220002	12.630	Basic, Applied, and Advanced Research in Science and Engineering		360,274	
Passthrough:						
University of Southern California	SCON-00003305 Amd 2	12.630	Basic, Applied, and Advanced Research in Science and Engineering		72,553	
Department of Defense, Uniformed Services University of the Health Sciences (USUHS)						
Passthrough:						
The Geneva Foundation	S-11224-01	12.750	Uniformed Services University Medical Research Projects		8,295	
The Geneva Foundation	S-11229-02	12.750	Uniformed Services University Medical Research Projects		446,278	
The Geneva Foundation	Subaward No. S-11235-01	12.750	Uniformed Services University Medical Research Projects		300,512	

See accompanying Notes to Schedule of Expenditures of Federal Awards.

**UNIVERSITY OF MINNESOTA
SCHEDULE OF EXPENDITURES OF FEDERAL AWARDS (CONTINUED)
YEAR ENDED JUNE 30, 2024**

Cluster, Agency, Subagency, Direct/Pass-through, Pass-through Entity	Award #	ALN#	ALN Program Title	COVID-19	Federal Expenditures	Subrecipient Expenditures
The Henry M Jackson Foundation	6058-67188-1055846 Amd 1	12.750	Uniformed Services University Medical Research Projects		\$ 14,661	\$ -
The Henry M Jackson Foundation	6062-1056017-67186	12.750	Uniformed Services University Medical Research Projects		281,479	
The Henry M Jackson Foundation	6068-67254-1056944	12.750	Uniformed Services University Medical Research Projects		196,383	
The Henry M Jackson Foundation	6099 - 67263- 1059515	12.750	Uniformed Services University Medical Research Projects		131,979	
The Henry M Jackson Foundation	PO #1061958-FMP #6151-HJF Award #67311	12.750	Uniformed Services University Medical Research Projects		89,619	
The Henry M Jackson Foundation	PO #1063340-FMP #6165-HJF Award #67310	12.750	Uniformed Services University Medical Research Projects		40,862	
The Henry M Jackson Foundation	PO #1068547-FMP #6209-HJF Award #67401	12.750	Uniformed Services University Medical Research Projects		1,147,137	
The Henry M Jackson Foundation	PO 1071281 FMP# 6248 - HFJ Award#: 67423	12.750	Uniformed Services University Medical Research Projects		121,778	
The Henry M Jackson Foundation	PO# 1067120 -FMP# 6171 - HFJ Award#: 673	12.750	Uniformed Services University Medical Research Projects		255,407	
The Henry M Jackson Foundation	PO# 1068343 -FMP# 6216 - HFJ Award#: 673	12.750	Uniformed Services University Medical Research Projects		130,712	
The Henry M Jackson Foundation	PO#1062902-FMP #6160-HJF Award #67299	12.750	Uniformed Services University Medical Research Projects		128,426	
Department of Defense, Washington Headquarters Services						
Passthrough:						
Morrison SWCD	CON-99297 HQ00342020012	12.017	Readiness and Environmental Protection Integration (REPI) Program		12,407	
Department of Education						
Passthrough:						
American Institutes for Research	0489800004	84.CXX	Contract-Department of Education		89,461	81,822
Innocent Technologies LLC	CON-107734 91990023C0020	84.CXX	Contract-Department of Education		50,000	
Department of Education, Institute of Education Sciences						
Direct	R305A180265-20 action 9	84.305	Education Research, Development and Dissemination		1,510	
Direct	R305A190182-05	84.305	Education Research, Development and Dissemination		153,976	35,392
Direct	R305A200090-23	84.305	Education Research, Development and Dissemination		380,668	171,945
Direct	R305A210097 ACT 04	84.305	Education Research, Development and Dissemination		764,183	285,149
Direct	R305A210241-3	84.305	Education Research, Development and Dissemination		(30)	
Direct	R305A220107	84.305	Education Research, Development and Dissemination		613,899	
Direct	R305N210032 #3	84.305	Education Research, Development and Dissemination		426,070	164,574
Direct	R324A170032	84.324	Research in Special Education		27,887	
Direct	R324A170101-20	84.324	Research in Special Education		12,017	2,830
Direct	R324A210088 -23	84.324	Research in Special Education		458,563	102,214
Direct	R324B200038-23 Act 06	84.324	Research in Special Education		67,709	4,225
Passthrough:						
Arizona State University	ASUB00000442	84.305	Education Research, Development and Dissemination		111,996	
Arizona State University	ASUB00001250	84.305	Education Research, Development and Dissemination		60,803	
Arizona State University	ASUB00001251	84.305	Education Research, Development and Dissemination		20,038	
MN Office of Higher Education	201594 DPO 6888 ADH00000003574	84.372	Statewide Longitudinal Data Systems		2,187	
University of Memphis	R305A220385/A23-0007-S001 PO 312250	84.305	Education Research, Development and Dissemination		99,163	
University of Oregon	SUBAWARD AGREEMENT NO.224980A mod 1	84.305	Education Research, Development and Dissemination		83,439	
University of Washington	UWSC15432	84.305	Education Research, Development and Dissemination		111,473	
W E Upjohn Inst for Employment Research	35802-UMN	84.305	Education Research, Development and Dissemination		107,284	
Department of Education, Office of Elementary and Secondary Education						
Passthrough:						
Saint Paul Public Schools ISD 625	311587 Amendment 6	84.411	Education Innovation and Research (formerly Investing in Innovation (i3) Fund)		221,927	
Department of Education, Office of Postsecondary Education						
Direct	P015A180083	84.015	National Resource Centers Program for Foreign Language and Area Studies or Foreign Language and International Studies Program and Foreign Language and Area Studies Fellowship Program		(20)	
Direct	P015A220004	84.015	National Resource Centers Program for Foreign Language and Area Studies or Foreign Language and International Studies Program and Foreign Language and Area Studies Fellowship Program		201,777	
Direct	P015B220100	84.015	National Resource Centers Program for Foreign Language and Area Studies or Foreign Language and International Studies Program and Foreign Language and Area Studies Fellowship Program		224,490	
Direct	P116D210002-21A	84.116	Fund for the Improvement of Postsecondary Education		391,532	249,895
Department of Education, Office of Special Education and Rehabilitative Services						
Direct	H325D160016 Act 6	84.325	Special Education - Personnel Development to Improve Services and Results for Children with Disabilities		7,554	
Direct	H325K170024-20	84.325	Special Education - Personnel Development to Improve Services and Results for Children with Disabilities		15,644	
Direct	H325K190023 - 23	84.325	Special Education - Personnel Development to Improve Services and Results for Children with Disabilities		200,603	
Direct	H326G210002 (Action 3)	84.326	Special Education Technical Assistance and Dissemination to Improve Services and Results for Children with Disabilities		2,083,751	862,918

See accompanying Notes to Schedule of Expenditures of Federal Awards.

UNIVERSITY OF MINNESOTA
SCHEDULE OF EXPENDITURES OF FEDERAL AWARDS (CONTINUED)
YEAR ENDED JUNE 30, 2024

Cluster, Agency, Subagency, Direct/Pass-through, Pass-through Entity	Award #	ALN#	ALN Program Title	COVID-19	Federal Expenditures	Subrecipient Expenditures
Passthrough:						
Vanderbilt University Department of Energy	61316 / H325H190003 / PO P20050218	84.325	Special Education - Personnel Development to Improve Services and Results for Children with Disabilities		\$ 183,673	\$ -
Direct	7493917 MOD 04	81.117	Energy Efficiency and Renewable Energy Information Dissemination, Outreach,			
Direct	DE-AR0001016-Modification 0005	81.135	Training and Technical Analysis/Assistance		132,694	
Direct	DE-AR0001510 Modification 0003	81.135	Advanced Research Projects Agency - Energy		108,078	89,060
Direct	DE-AR0001529	81.135	Advanced Research Projects Agency - Energy		317,954	
Direct	DE-AR0001901	81.135	Advanced Research Projects Agency - Energy		479,109	49,367
Direct	DE-EE0008693 Mod 0006	81.086	Advanced Research Projects Agency - Energy		43,423	
Direct	DE-EE0008947 Mod 05	81.087	Conservation Research and Development		89,356	37,435
Direct	DE-EE0009200 Mod 06	81.087	Renewable Energy Research and Development		399,773	39,392
Direct	DE-EE0009304 mod 3	81.086	Conservation Research and Development		540,826	154,635
Direct	DE-EE0009393	81.086	Conservation Research and Development		547,824	195,738
Direct	DE-EE0009395 Mod 1	81.086	Conservation Research and Development		532,371	
Direct	DE-EE0009501 Mod 0002	81.086	Conservation Research and Development		387,766	132,906
Direct	DE-EE0009514 Mod 03	81.086	Conservation Research and Development		414,585	40,963
Direct	DE-EE0009875 Mod 02	81.087	Renewable Energy Research and Development		326,417	153,470
Direct	DE-EE0009877 Mod 2	81.086	Conservation Research and Development		710,138	73,911
Direct	DE-EE0010844	81.086	Conservation Research and Development		535,416	364,995
Direct	DE-FG02-87ER40328 Mod 0042	81.049	Conservation Research and Development		340,599	
Direct	DE-NE0008888 Mod 1	81.121	Office of Science Financial Assistance Program		146,255	
Direct	DE-SC0008688 Mod. No. 14	81.049	Nuclear Energy Research, Development and Demonstration		94,001	
Direct	DE-SC0011842 Mod 10	81.049	Office of Science Financial Assistance Program		16,652	41,774
Direct	DE-SC0011845 Mod 09	81.049	Office of Science Financial Assistance Program		504,497	
Direct	DE-SC0012069 Mod 10	81.049	Office of Science Financial Assistance Program		666,053	
Direct	DE-SC0012294 Mod 9	81.049	Office of Science Financial Assistance Program		1,158,941	
Direct	DE-SC0012702 Mod. No. 0007	81.049	Office of Science Financial Assistance Program		449,348	
Direct	DE-SC0014402 Mod 09	81.049	Office of Science Financial Assistance Program		290,608	276,534
Direct	DE-SC0016371 mod 08	81.049	Office of Science Financial Assistance Program		167,743	
Direct	DE-SC0017809 mod 04	81.049	Office of Science Financial Assistance Program		1,837,369	
Direct	DE-SC0018056 Mod 06	81.049	Office of Science Financial Assistance Program		369,305	
Direct	DE-SC0019028 mod 5	81.049	Office of Science Financial Assistance Program		169,644	
Direct	DE-SC0019148 Modification 0005	81.049	Office of Science Financial Assistance Program		167,826	
Direct	DE-SC0019274 Mod 5	81.049	Office of Science Financial Assistance Program		174,034	
Direct	DE-SC0020045 Mod 4	81.049	Office of Science Financial Assistance Program		1,129,613	929,135
Direct	DE-SC0020133 Mod 5	81.049	Office of Science Financial Assistance Program		180,264	
Direct	DE-SC0020167 Mod 6	81.049	Office of Science Financial Assistance Program		258,846	50,207
Direct	DE-SC0020185 Mod 5	81.049	Office of Science Financial Assistance Program		169,536	64,699
Direct	DE-SC0020196 Mod. No. 05	81.049	Office of Science Financial Assistance Program		84,040	
Direct	DE-SC0020211 Mod 06	81.049	Office of Science Financial Assistance Program		93,227	
Direct	DE-SC0020212 Modification 0004	81.049	Office of Science Financial Assistance Program		252,603	
Direct	DE-SC0020214 Mod 02	81.049	Office of Science Financial Assistance Program		87,313	
Direct	DE-SC0020252 Modification 0004	81.049	Office of Science Financial Assistance Program		147,927	
Direct	DE-SC0021268	81.049	Office of Science Financial Assistance Program		184,792	
Direct	DE-SC0021395 mod 03	81.049	Office of Science Financial Assistance Program		12,353	
Direct	DE-SC0022151 Mod 2	81.049	Office of Science Financial Assistance Program		203,783	
Direct	DE-SC0022242 Mod 01	81.049	Office of Science Financial Assistance Program		286,021	
Direct	DE-SC0023114	81.049	Office of Science Financial Assistance Program		136,346	
Direct	DE-SC0023374	81.049	Office of Science Financial Assistance Program		94,506	31,433
Direct	DE-SC0023429	81.049	Office of Science Financial Assistance Program		314,778	
Direct	DE-SC0023454	81.049	Office of Science Financial Assistance Program		1,725,440	553,436
Direct	DE-SC0023464	81.049	Office of Science Financial Assistance Program		796,634	491,104
Direct	DE-SC0023703 Mod 1	81.049	Office of Science Financial Assistance Program		2,654,580	1,303,359
Direct	DE-SC0023708	81.049	Office of Science Financial Assistance Program		40,537	
Direct	DE-SC0024181	81.049	Office of Science Financial Assistance Program		180,303	
Direct	DE-SC0024336	81.049	Office of Science Financial Assistance Program		182,961	25,591
Direct	DE-SC0024361	81.049	Office of Science Financial Assistance Program		174,263	
Direct	DE-SC0024372	81.049	Office of Science Financial Assistance Program		9,426	
Direct	DE-SC0024479	81.049	Office of Science Financial Assistance Program		37,479	
Direct	DE-SC0024480	81.049	Office of Science Financial Assistance Program		54,130	
Direct	DE-SC0024710	81.049	Office of Science Financial Assistance Program		76,550	
Direct	DE-SC0024865	81.049	Office of Science Financial Assistance Program		260,276	
Direct					75,078	

See accompanying Notes to Schedule of Expenditures of Federal Awards.

**UNIVERSITY OF MINNESOTA
SCHEDULE OF EXPENDITURES OF FEDERAL AWARDS (CONTINUED)
YEAR ENDED JUNE 30, 2024**

Cluster, Agency, Subagency, Direct/Pass-through, Pass-through Entity	Award #	ALN#	ALN Program Title	COVID-19	Federal Expenditures	Subrecipient Expenditures
Passthrough:						
Archer-Daniels-Midland Company	CON-94111 DE-EE0009766	81.087	Renewable Energy Research and Development		\$ 385,785	\$ -
Clean Energy States Alliance Inc	CON-104977 DE-EE0008758	81.087	Renewable Energy Research and Development		9,742	
Cornell University	145658-22041	81.135	Advanced Research Projects Agency - Energy		101,018	
Donald Danforth Plant Science Center	23021-M Am 4	81.049	Office of Science Financial Assistance Program		(7)	
Donald Danforth Plant Science Center	23217-M Amendment 1	81.049	Office of Science Financial Assistance Program		456,558	
Illinois State University	A21-0036-5004-A01	81.049	Office of Science Financial Assistance Program		289,163	
Johns Hopkins University	2005742838	81.049	Office of Science Financial Assistance Program		300,614	
Johns Hopkins University	2006072566	81.049	Office of Science Financial Assistance Program		55,826	
Lakril Technologies Corporation	001	81.049	Office of Science Financial Assistance Program		9,957	
Loop CO2 Inc	DE-SC0022839-UMN	81.049	Office of Science Financial Assistance Program		87,256	
MN Department of Commerce	SCH 228520/PO# 3-17059	81.042	Weatherization Assistance for Low-Income Persons		81,930	
MN Department of Commerce	SCH 243425 / FY24 PO# 3-17939	81.042	Weatherization Assistance for Low-Income Persons		113,658	
Oregon State University	G0200A-B Am 2	81.049	Office of Science Financial Assistance Program		156,080	
Resolute Marine Energy Inc	RME191015 Am 3	81.049	Office of Science Financial Assistance Program		2,551	
RTI International	1-340-0218640-66953L	81.135	Advanced Research Projects Agency - Energy		589,029	
SAHT Energy LLC	CON-107781 DE-SC0020784	81.049	Office of Science Financial Assistance Program		67,684	
			National Nuclear Security Administration (NNSA) Minority Serving Institutions (MSI) Program		2,382	
San Jose State University	23-1305-6798-UM	81.123	Program		13,326	
State of Minnesota	246112	81.042	Weatherization Assistance for Low-Income Persons		178,980	
State University of New York at Stony Brook	88544 (87803)	81.087	Renewable Energy Research and Development		160,008	44,767
Texas A&M University	M2300137	81.135	Advanced Research Projects Agency - Energy		181,701	
Texas Tech University	21E085-01	81.087	Renewable Energy Research and Development		228,233	
The University of New Mexico	4889445-87AC Am 5	81.049	Office of Science Financial Assistance Program		95,338	
The University of Texas at Austin	UTA15-000561 Amd 10	81.049	Office of Science Financial Assistance Program		252,249	
University of Chicago	AWD103461 (SUB00000770)	81.049	Office of Science Financial Assistance Program		7,254	
University of Colorado Boulder	1564544 / PO 1001899700	81.049	Office of Science Financial Assistance Program		49,416	
University of Colorado Denver	FY24.1070.001	81.049	Office of Science Financial Assistance Program		225,573	
University of Illinois at Urbana-Champaign	090634-18283 Modification 07	81.049	Office of Science Financial Assistance Program		44,751	
University of Illinois at Urbana-Champaign	110571-19293	81.135	Advanced Research Projects Agency - Energy		8,258	
University of Maryland	138231-27199202 / DE-AR0001809	81.135	Advanced Research Projects Agency - Energy		118,389	
University of Michigan	SUBK00011107 - PO#3005750268 Amd 05	81.049	Office of Science Financial Assistance Program		211,059	
University of Nebraska Lincoln	25-1215-0265-006 Amendment 1	81.049	Office of Science Financial Assistance Program		88,400	
University of Notre Dame	203727UMN Am. 005	81.049	Office of Science Financial Assistance Program		51,945	
University of Washington	UWSC13103/BPO # 59540 Am 2	81.135	Advanced Research Projects Agency - Energy		188,666	
Volvo Technology of America	CON-80476 DE-EE0008805	81.086	Conservation Research and Development		1,261	
Western Ecosystems Technology Inc	Am 1	81.087	Renewable Energy Research and Development		38,156	
Zymeron Corporation	2133/UMN	81.049	Office of Science Financial Assistance Program			
Department of Energy, National Nuclear Security Administration						
Direct	2277045 Revision 3	81.C03	Contract-Department of Energy-Sandia National Laboratory		77,467	
Direct	2416121	81.C03	Contract-Department of Energy-Sandia National Laboratory		173,753	
Direct	2542339	81.C03	Contract-Department of Energy-Sandia National Laboratory		86,644	
Direct	B644079 Modification 3	81.C07	Contract-Department of Energy-Lawrence Livermore National Laboratory		65,014	
Direct	B650018 Modification 5	81.C07	Contract-Department of Energy-Lawrence Livermore National Laboratory		200,789	
Direct	B655704	81.C07	Contract-Department of Energy-Lawrence Livermore National Laboratory		400,865	
Direct	B661304	81.C07	Contract-Department of Energy-Lawrence Livermore National Laboratory		7,245	
Direct	MASTER 1954200 / PO 2547534	81.C03	Contract-Department of Energy-Sandia National Laboratory		38,432	
Direct	Master 1954200/PO 2425897 Revision 4	81.C03	Contract-Department of Energy-Sandia National Laboratory		178,558	
Department of Energy, Office of Energy Efficiency and Renewable Energy						
Direct	SUB-2020-10129 MOD 1	81.C09	Contract-Department of Energy-National Renewable Energy Laboratory		607	
Direct	SUB-2021-10772 Mod 3	81.C09	Contract-Department of Energy-National Renewable Energy Laboratory		33,648	
Direct	SUB-2022-10072 Mod 02	81.C09	Contract-Department of Energy-National Renewable Energy Laboratory		294,944	
Direct	SUB-2023-10271 Mod 2	81.C09	Contract-Department of Energy-National Renewable Energy Laboratory		108,316	
Direct	SUB-2023-10428/MASTER SUB-2020-10079	81.C09	Contract-Department of Energy-National Renewable Energy Laboratory		3,750	
Direct	SUB-2024-10116	81.C09	Contract-Department of Energy-National Renewable Energy Laboratory		80,730	
Department of Energy, Office of Nuclear Energy						
Passthrough:						
Battelle	273136	81.C15	Contract-Department of Energy-Idaho National Laboratory		24,489	
Department of Energy, Office of Science						
Direct	1F-60420	81.C05	Contract-Department of Energy-Argonne National Laboratory		48,791	
Direct	3F-60123	81.C05	Contract-Department of Energy-Argonne National Laboratory		39,177	
Direct	685051 Mod 2	81.C06	Contract-Department of Energy-Fermi National Accelerator Laboratory		57,357	

See accompanying Notes to Schedule of Expenditures of Federal Awards.

**UNIVERSITY OF MINNESOTA
SCHEDULE OF EXPENDITURES OF FEDERAL AWARDS (CONTINUED)
YEAR ENDED JUNE 30, 2024**

Cluster, Agency, Subagency, Direct/Pass-through, Pass-through Entity	Award #	ALN#	ALN Program Title	COVID-19	Federal Expenditures	Subrecipient Expenditures
Direct	691146 mod 2	81.C06	Contract-Department of Energy-Fermi National Accelerator Laboratory		\$ 411,599	\$ -
Direct	693172 Mod 3	81.C06	Contract-Department of Energy-Fermi National Accelerator Laboratory		1,054,096	
Direct	694746	81.C06	Contract-Department of Energy-Fermi National Accelerator Laboratory		24,575	
Direct	694833 mod 1	81.C06	Contract-Department of Energy-Fermi National Accelerator Laboratory		3,278	
Direct	704987	81.C06	Contract-Department of Energy-Fermi National Accelerator Laboratory		374,999	
Direct	708168	81.C06	Contract-Department of Energy-Fermi National Accelerator Laboratory		72,434	
Direct	710116	81.C06	Contract-Department of Energy-Fermi National Accelerator Laboratory		29,417	
Direct	718773	81.C02	Contract-Department of Energy-Battelle-Pacific Northwest National Laboratory		56,377	
Direct	NO.44392 BNL / DE-SC0012704	81.C01	Contract-Department of Energy-Brookhaven National Laboratory		59,147	
Direct	PO 667204 Mod 8	81.C06	Contract-Department of Energy-Fermi National Accelerator Laboratory		194,697	
Direct	PO# 4801473788	81.C10	Contract-Department of Energy-Oak Ridge National Laboratory		3,144	
Direct	Subcontract No. 653446 Mod 6	81.C06	Contract-Department of Energy-Fermi National Accelerator Laboratory		592,014	
Passthrough:						
Stanford University	231819	81.C11	Contract-Department of Energy-SLAC National Accelerator Laboratory		47,882	
Stanford University	Subcontract 204507 Mod 4	81.C11	Contract-Department of Energy-SLAC National Accelerator Laboratory		21,362	
Department of Health and Human Services, Administration for Children and Families						
Passthrough:						
MN Department of Human Services	GRK 143870 Amendment 3	93.603	Adoption and Legal Guardianship Incentive Payments		(134,573)	
Department of Health and Human Services, Administration for Community Living (ACL)						
Direct	90DNCE0007-02-01	93.631	Developmental Disabilities Projects of National Significance		72,174	26,809
Direct	90DNCE0007-03-00	93.631	Developmental Disabilities Projects of National Significance		121,389	28,858
Direct	90DNPA0006-01-00	93.631	Developmental Disabilities Projects of National Significance		324,924	13,897
Direct	90RT5039-05-05	93.433	ACL National Institute on Disability, Independent Living, and Rehabilitation Research		11,113	15,163
Direct	90RTCP0003-02-01	93.433	ACL National Institute on Disability, Independent Living, and Rehabilitation Research		(4,220)	
Direct	90RTCP0003-04-00	93.433	ACL National Institute on Disability, Independent Living, and Rehabilitation Research		(14,134)	
Direct	90RTCP0003-05-02	93.433	ACL National Institute on Disability, Independent Living, and Rehabilitation Research		422,828	145,134
Direct	90RTCP0011-01-00	93.433	ACL National Institute on Disability, Independent Living, and Rehabilitation Research		545,879	72,931
Direct	90SIMS0008-01-00	93.433	ACL National Institute on Disability, Independent Living, and Rehabilitation Research		(21,962)	(17,480)
Direct	90SIMS0008-02-01	93.433	ACL National Institute on Disability, Independent Living, and Rehabilitation Research		209,687	78,904
Direct	90SIMS0008-03-01	93.433	ACL National Institute on Disability, Independent Living, and Rehabilitation Research		484,274	35,782
Direct	90UCPH0016-01-00	93.632	ACL National Institute on Disability, Independent Living, and Rehabilitation Research		66,448	
Passthrough:						
Brandeis University	GR404432_UMN	93.433	ACL National Institute on Disability, Independent Living, and Rehabilitation Research		2,054	
Craig Hospital	UMN-2609 Amd 5	93.433	ACL National Institute on Disability, Independent Living, and Rehabilitation Research		38,345	
Gallaudet University	0000027533	93.433	ACL National Institute on Disability, Independent Living, and Rehabilitation Research		45,251	
Kessler Foundation	40618-02 Amd 2	93.433	ACL National Institute on Disability, Independent Living, and Rehabilitation Research		15,643	
Department of Health and Human Services, Agency for Healthcare Research and Quality						
Direct	1R01HS029460-01	93.226	Research on Healthcare Costs, Quality and Outcomes	COVID-19	407,624	11,046
Direct	1R03HS028693-01	93.226	Research on Healthcare Costs, Quality and Outcomes		15,870	
Direct	1R18HS029616-01	93.226	Research on Healthcare Costs, Quality and Outcomes		169,866	
Direct	1R21HS028865-01	93.226	Research on Healthcare Costs, Quality and Outcomes		130,301	
Direct	1R36HS029644-01	93.226	Research on Healthcare Costs, Quality and Outcomes		34,098	
Direct	5R01HS026898-03	93.226	Research on Healthcare Costs, Quality and Outcomes		281,099	103,225
Direct	5R18HS027754-03	93.226	Research on Healthcare Costs, Quality and Outcomes		472,783	3,750
Direct	5R18HS028583-02	93.226	Research on Healthcare Costs, Quality and Outcomes		1,119,062	159,916
Direct	R03HS028490	93.226	Research on Healthcare Costs, Quality and Outcomes		40,538	9,157

See accompanying Notes to Schedule of Expenditures of Federal Awards.

**UNIVERSITY OF MINNESOTA
SCHEDULE OF EXPENDITURES OF FEDERAL AWARDS (CONTINUED)
YEAR ENDED JUNE 30, 2024**

Cluster, Agency, Subagency, Direct/Pass-through, Pass-through Entity	Award #	ALN#	ALN Program Title	COVID-19	Federal Expenditures	Subrecipient Expenditures
Passthrough:						
Hennepin Healthcare Research Institute	15437-01 Resume Work Amd. 1	93.226	Research on Healthcare Costs, Quality and Outcomes		\$ 4,229	\$ -
Hennepin Healthcare Research Institute	15437-02 Amd 1	93.226	Research on Healthcare Costs, Quality and Outcomes		68,053	
Purdue University	11000850-023	93.226	Research on Healthcare Costs, Quality and Outcomes		39,220	
University of California Los Angeles	1557 G ZA965	93.226	Research on Healthcare Costs, Quality and Outcomes	COVID-19	141,270	
University of Michigan	SUBK00011561/PO 3008034838 AMD 5	93.226	Research on Healthcare Costs, Quality and Outcomes		24,882	
University of Michigan	SUBK00016321 Amd 1 / PO # 3008221745	93.226	Research on Healthcare Costs, Quality and Outcomes		36,661	
University of Michigan	SUBK00016963 / PO# 3007272579	93.226	Research on Healthcare Costs, Quality and Outcomes		45,395	
Vanderbilt University Medical Center	VUMC90887	93.226	Research on Healthcare Costs, Quality and Outcomes		412	
Department of Health and Human Services, Centers for Disease Control and Prevention						
Direct	5 U48DP006414-05-01	93.135	Centers for Research and Demonstration for Health Promotion and Disease Prevention		347,984	
Direct	5U54OH010170-13A	93.262	Occupational Safety and Health Program		1,429,124	357,287
Direct	6 R01CE003610-01-01	93.136	Injury Prevention and Control Research and State and Community Based Programs		60,266	
Direct	6U01CK000357-05-02	93.283	Centers for Disease Control and Prevention Investigations and Technical Assistance		1	
Direct	75D30121C10544 Am 1	93.C05	Contract-Department of Health and Human Services-Centers for Disease Control	COVID-19	12,651	
Direct	75D30121D10295 / 75D30123F00003 Amd 4	93.C05	Contract-Department of Health and Human Services-Centers for Disease Control		110,502	
Passthrough:						
Assoc of University Centers on Disabilities	04-8813-23	93.421	Strengthening Public Health Systems and Services through National Partnerships to Improve and Protect the Nations Health		254,143	
Aster Labs Inc	AL19-CDCAUTODENTALPHII-04	93.061	Innovations in Applied Public Health Research		102,980	
Emory University	A930177	93.084	Prevention of Disease, Disability, and Death by Infectious Diseases		59,167	
Healthpartners Institute	X2127400-UMN/MHFV	93.C05	Contract-Department of Health and Human Services-Centers for Disease Control Activities to Support State, Tribal, Local and Territorial (STLT) Health Department	COVID-19	69,443	
Hennepin Healthcare Research Institute	14360-07 Amd. 3 rev	93.391	Response to Public Health or Healthcare Crises		409,665	
Hennepin Healthcare Research Institute	SWIFT Contract #186591	93.268	Immunization Cooperative Agreements	COVID-19	166,465	
MN Department of Health	156168	93.435	The Innovative Cardiovascular Health Program		33,307	
MN Department of Health	SWIFT 146997 Amd 7	93.323	Epidemiology and Laboratory Capacity for Infectious Diseases (ELC)		8,997	
MN Department of Health	SWIFT Contract 236492	93.084	Prevention of Disease, Disability, and Death by Infectious Diseases		552,202	
Sequoia Foundation	Subcontract # 9169-07	93.C05	Contract-Department of Health and Human Services-Centers for Disease Control		26,735	
Sequoia Foundation	Subcontract No. 9129-013 Amendment 3	93.C05	Contract-Department of Health and Human Services-Centers for Disease Control		4,776	
The National Fragile X Foundation	CON-97327 U01DD001298	93.073	Birth Defects and Developmental Disabilities - Prevention and Surveillance		5,674	
The National Fragile X Foundation	Subaward No. 21010101-Sub02	93.073	Birth Defects and Developmental Disabilities - Prevention and Surveillance		14,896	
The University of Alabama at Birmingham	000540334-SC006	93.084	Prevention of Disease, Disability, and Death by Infectious Diseases		40,482	
University of Florida	SUB00002607 Amd 03	93.315	Rare Disorders: Research, Surveillance, Health Promotion, and Education		72,710	
University of New Hampshire	PZL0276 Amd 1	93.136	Injury Prevention and Control Research and State and Community Based Programs		220,993	
University of Wisconsin Madison	0000002568	93.C05	Contract-Department of Health and Human Services-Centers for Disease Control	COVID-19	74,950	
Department of Health and Human Services, Food and Drug Administration						
Direct	1R01FD006335-01A2	93.103	Food and Drug Administration Research		390,979	139,538
Direct	1U01FD008120-01	93.103	Food and Drug Administration Research		125,875	
Direct	1U01FD008147-01	93.103	Food and Drug Administration Research		258,595	54,225
Direct	3R01FD007630-01S1	93.103	Food and Drug Administration Research		559,913	87,581
Direct	5U01FD007061-03	93.103	Food and Drug Administration Research		193,650	
Direct	IU18FD008004-01	93.103	Food and Drug Administration Research	COVID-19	68,047	
Direct	R01FD007483-03	93.103	Food and Drug Administration Research		587,009	8,035
Passthrough:						
Baylor College of Medicine	P700000701	93.103	Food and Drug Administration Research		32,807	
Brigham and Women's Hospital	124115 Amendment 7	93.103	Food and Drug Administration Research		159,225	
Harvard Medical School	152044.5127088.0005	93.103	Food and Drug Administration Research		54,588	
Institute for Advanced Clinical Trials for Children	CON-76919 U18FD006297	93.103	Food and Drug Administration Research		43	
Mayo Clinic - Rochester	REG-323387/PO P000840186	93.103	Food and Drug Administration Research		52,468	
National Inst for Pharm Technology & Educ	MN-2022-002	93.103	Food and Drug Administration Research		299,407	
National Inst for Pharm Technology & Educ	NIPTE-UOI-MN-2022-001	93.103	Food and Drug Administration Research		28,782	

See accompanying Notes to Schedule of Expenditures of Federal Awards.

**UNIVERSITY OF MINNESOTA
SCHEDULE OF EXPENDITURES OF FEDERAL AWARDS (CONTINUED)
YEAR ENDED JUNE 30, 2024**

Cluster, Agency, Subagency, Direct/Pass-through, Pass-through Entity	Award #	ALN#	ALN Program Title	COVID-19	Federal Expenditures	Subrecipient Expenditures
Texas Dept of State Health Services	HHS001020700001	93.367	Flexible Funding Model - Infrastructure Development and Maintenance for State		\$ 4,869	\$ -
University of Michigan	SUBK00014281/ PO 3006559362 Am 2	93.103	Manufactured Food Regulatory Programs Food and Drug Administration Research		11,630	
Department of Health and Human Services, Health Resources and Services Administration						
Direct	1 GA1RH39590-01-00	93.211	Telehealth Programs		179,992	25,695
Direct	1 GA1RH45978-01-00	93.211	Telehealth Programs		365,276	188,220
Direct	1 U81HP47167-01-00	93.300	National Center for Health Workforce Analysis		610,146	549,943
Direct	1 UR2HP47371-01-00	93.300	National Center for Health Workforce Analysis	COVID-19	585,985	
Direct	2 A22HP30946-08-00	93.124	Nurse Anesthetist Traineeship		4,156	
Direct	2 T79MCO0007-36-00	93.110	Maternal and Child Health Federal Consolidated Programs		192,638	
Direct	2T71MCO0006-45-02	93.110	Maternal and Child Health Federal Consolidated Programs		6,669	
Direct	4 R42MC45811-01-03	93.110	Maternal and Child Health Federal Consolidated Programs		27,860	14,107
Direct	5 U1QHP33076-05-00	93.969	PPHF Geriatric Education Centers		841,084	
Direct	6 C8ECS44487-01-04	93.526	Grants for Capital Development in Health Centers	COVID-19	459,313	
Direct	6 R41MC42776-03-02	93.877	Autism Collaboration, Accountability, Research, Education, and Support		97,756	
Direct	6 T79MCO0007-32-01	93.110	Maternal and Child Health Federal Consolidated Programs		2,611	
Passthrough:						
Assoc of Public Health Laboratories	56300-600-150-21-07 56300-600-150-22-07	93.110	Maternal and Child Health Federal Consolidated Programs		3,010	
Assoc of Public Health Laboratories	Gupta - APHL	93.110	Maternal and Child Health Federal Consolidated Programs		74,229	
Hennepin Healthcare Research Institute	75R60220C00011 Amd 3	93.C09	Administration Contract-Department of Health and Human Services-Health Resources and Services		10,970	
Hennepin Healthcare Research Institute	SRTR Amd 3	93.C09	Administration		5,805	
Michigan Public Health Institute	23-ZA-10062-11E-504200	93.110	Maternal and Child Health Federal Consolidated Programs		45,181	
University of California Los Angeles	1557 G ZB853-03	93.877	Autism Collaboration, Accountability, Research, Education, and Support		9,904	
University of Colorado Denver	FY23.609.004 AMD1	93.110	Maternal and Child Health Federal Consolidated Programs		12,165	
University of Illinois Chicago	17690	93.145	HIV-Related Training and Technical Assistance		474,942	
University of Wisconsin Milwaukee	233405590 Amd 2	93.247	Advanced Nursing Education Workforce Grant Program		71,437	
Verstii Inc	340b	93.110	Maternal and Child Health Federal Consolidated Programs		2,500	
Department of Health and Human Services, Immed Office of the Secretary of Health and Human Services						
Passthrough:						
Emory University	A734487	93.825	National Ebola Training and Education Center (NETEC)		(1,009)	
Emory University	A903768	93.825	National Ebola Training and Education Center (NETEC)		113,497	
MN Department of Health	245020_REQ 10749	93.889	National Bioterrorism Hospital Preparedness Program	COVID-19	18,468	
National Assoc of Cty & City Health Officials	MRC 24 - 0004	93.008	Medical Reserve Corps Small Grant Program		1,275	
Department of Health and Human Services, National Institutes of Health						
Direct	0005R01AA026610-02	93.273	Alcohol Research Programs		250,879	26,100
Direct	105U01A1136780-04	93.855	Allergy and Infectious Diseases Research		1,027,629	440,157
Direct	150868 1RF1MH123698-01 REVISED	93.242	Mental Health Research Grants		369,198	77,664
Direct	1DP2DA049279-01	93.279	Drug Abuse and Addiction Research Programs		25,387	22,919
Direct	1F30AA030900-01	93.273	Alcohol Research Programs		42,227	
Direct	1F30DA059988-01	93.279	Drug Abuse and Addiction Research Programs		40,594	
Direct	1F30DA060027-01	93.279	Drug Abuse and Addiction Research Programs		1,298	
Direct	1F30DE033234-01	93.121	Oral Diseases and Disorders Research		51,471	
Direct	1F30HL167564-01	93.837	Cardiovascular Diseases Research		29,165	
Direct	1F31AA031597-01	93.273	Alcohol Research Programs		13,500	
Direct	1F31A1176750-01	93.855	Allergy and Infectious Diseases Research		28,091	
Direct	1F31CA275289-01A1	93.398	Cancer Research Manpower		31,573	
Direct	1F31CA281039-02	93.398	Cancer Research Manpower		38,164	
Direct	1F31DA054779-03	93.279	Drug Abuse and Addiction Research Programs		37,920	
Direct	1F31DA055442-02	93.279	Drug Abuse and Addiction Research Programs		(1,824)	
Direct	1F31DA059235-01	93.279	Drug Abuse and Addiction Research Programs		29,211	
Direct	1F31DA059261-01	93.279	Drug Abuse and Addiction Research Programs		29,211	
Direct	1F31DA060004-01	93.279	Drug Abuse and Addiction Research Programs		12,400	
Direct	1F31DA060069-01	93.279	Drug Abuse and Addiction Research Programs		32,294	
Direct	1F31HD112086-01A1	93.865	Child Health and Human Development Extramural Research		25,070	
Direct	1F31HL170778-01	93.838	Lung Diseases Research		29,401	
Direct	1F31MH133285-01	93.242	Mental Health Research Grants		32,757	
Direct	1F31NR020577-01	93.361	Nursing Research		5,654	
Direct	1F31NS129241-01	93.853	Extramural Research Programs in the Neurosciences and Neurological Disorders		33,196	

See accompanying Notes to Schedule of Expenditures of Federal Awards.

**UNIVERSITY OF MINNESOTA
SCHEDULE OF EXPENDITURES OF FEDERAL AWARDS (CONTINUED)
YEAR ENDED JUNE 30, 2024**

Cluster, Agency, Subagency, Direct/Pass-through, Pass-through Entity	Award #	ALN#	ALN Program Title	COVID-19	Federal Expenditures	Subrecipient Expenditures
Direct	1F31NS134186-01	93.853	Extramural Research Programs in the Neurosciences and Neurological Disorders	\$	36,430	\$ -
Direct	1F32AR082276-01	93.846	Arthritis, Musculoskeletal and Skin Diseases Research		33,382	
Direct	1F32DA060664-01	93.279	Drug Abuse and Addiction Research Programs		15,905	
Direct	1F32DC019301-01	93.173	Research Related to Deafness and Communication Disorders		20,660	
Direct	1F32DC021076-01	93.173	Research Related to Deafness and Communication Disorders		73,395	
Direct	1F32DC021847-01	93.173	Research Related to Deafness and Communication Disorders		2,608	
Direct	1K01AI157841-04	93.855	Allergy and Infectious Diseases Research		201,291	
Direct	1K01DA057376-01A1	93.279	Drug Abuse and Addiction Research Programs		107,261	
Direct	1K01OD034070-01A1	93.351	Research Infrastructure Programs		97,554	
Direct	1K02AG081488-01A1	93.866	Aging Research		122,604	
Direct	1K07AG076616-01A1	93.866	Aging Research		113,454	
Direct	1K08HL165098-02	93.837	Cardiovascular Diseases Research		110,779	
Direct	1K08HL168166-01A1	93.838	Lung Diseases Research		93,945	
Direct	1K12TR004373-01 REV	93.350	National Center for Advancing Translational Sciences		394,580	
Direct	1K23DA057486-01A1	93.279	Drug Abuse and Addiction Research Programs		119,951	
Direct	1K23DK124654-01A1	93.847	Diabetes, Digestive, and Kidney Diseases Extramural Research		203,200	
Direct	1K23HD112507-01	93.865	Child Health and Human Development Extramural Research		102,740	
Direct	1K23HL166783-01	93.838	Lung Diseases Research		134,564	
Direct	1K23HL168153-01A1	93.837	Cardiovascular Diseases Research		32,645	
Direct	1K23MH127307-01A1	93.242	Mental Health Research Grants		137,370	
Direct	1K24AG078506-01A1	93.866	Aging Research		126,551	
Direct	1K24HL159246-01	93.837	Cardiovascular Diseases Research		90,883	
Direct	1K99AG082884-01	93.866	Aging Research		85,825	
Direct	1K99DA052624-02	93.279	Drug Abuse and Addiction Research Programs		103,884	
Direct	1K99HD108200-01A1	93.865	Child Health and Human Development Extramural Research		118,682	
Direct	1K99HD108276-01	93.865	Child Health and Human Development Extramural Research		113,077	
Direct	1K99HD112500-01	93.865	Child Health and Human Development Extramural Research		80,128	
Direct	1K99MH128454-01A1	93.242	Mental Health Research Grants		113,623	
Direct	1K99MH132772-01A1	93.242	Mental Health Research Grants		57,920	
Direct	1P01AI172501-01A1	93.855	Allergy and Infectious Diseases Research		337,876	
Direct	1P01CA254849-01A1	93.396	Cancer Biology Research		1,903,237	23,101
Direct	1R01AA028013-01	93.273	Alcohol Research Programs		217,921	
Direct	1R01AG062307-01A1	93.866	Aging Research		1,685,166	309,577
Direct	1R01AG067973-01	93.866	Aging Research		753,154	279,769
Direct	1R01AG069003-01A1	93.866	Aging Research		126,924	86,064
Direct	1R01AG074231-02	93.866	Aging Research		2,158,622	1,322,706
Direct	1R01AG074858-01	93.866	Aging Research		398,329	
Direct	1R01AG075101-01A1	93.866	Aging Research		358,913	
Direct	1R01AG075734-03S1	93.866	Aging Research		689,108	19,318
Direct	1R01AG078154-02	93.866	Aging Research		711,832	387,963
Direct	1R01AG079108-02	93.866	Aging Research		399,443	4,554
Direct	1R01AG082074-01A1	93.866	Aging Research		390,866	32,336
Direct	1R01AG084804-01	93.866	Aging Research		14,600	
Direct	1R01AG085900-01 REVISED	93.866	Aging Research		119,180	56,482
Direct	1R01AI173043-01A1	93.855	Allergy and Infectious Diseases Research		618,648	189,708
Direct	1R01AI173780-01A1	93.855	Allergy and Infectious Diseases Research		501,408	
Direct	1R01AI173928-01A1	93.855	Allergy and Infectious Diseases Research		3,469	
Direct	1R01AI177613-01	93.855	Allergy and Infectious Diseases Research		73,371	18,170
Direct	1R01AR078624-03	93.846	Arthritis, Musculoskeletal and Skin Diseases Research		914,560	
Direct	1R01AR081882-02	93.846	Arthritis, Musculoskeletal and Skin Diseases Research		392,031	
Direct	1R01CA239701-01A1S1, S2 and S3	93.395	Cancer Treatment Research		182,140	91,577
Direct	1R01CA265945-01A1	93.394	Cancer Detection and Diagnosis Research		742,469	38,203
Direct	1R01CA26939301A1	93.393	Cancer Cause and Prevention Research		226,284	12,212
Direct	1R01CA276179-01A1	93.395	Cancer Treatment Research		240,620	
Direct	1R01CA276775-01A1	93.393	Cancer Cause and Prevention Research		349,839	
Direct	1R01CA285620-01	93.395	Cancer Treatment Research		134,298	
Direct	1R01CA287413-01	93.393	Cancer Cause and Prevention Research		117,522	
Direct	1R01CA290129-01	93.396	Cancer Biology Research		24,999	
Direct	1R01DA051876-01A1	93.279	Drug Abuse and Addiction Research Programs		261,268	139,313
Direct	1R01DA053208-03	93.279	Drug Abuse and Addiction Research Programs		411,901	
Direct	1R01DA056499-01	93.279	Drug Abuse and Addiction Research Programs		204,714	

See accompanying Notes to Schedule of Expenditures of Federal Awards.

**UNIVERSITY OF MINNESOTA
SCHEDULE OF EXPENDITURES OF FEDERAL AWARDS (CONTINUED)
YEAR ENDED JUNE 30, 2024**

Cluster, Agency, Subagency, Direct/Pass-through, Pass-through Entity	Award #	ALN#	ALN Program Title	COVID-19	Federal Expenditures	Subrecipient Expenditures
Direct	1R01DA056675-01	93.279	Drug Abuse and Addiction Research Programs		\$ 528,969	\$ -
Direct	1R01DC017114-02	93.173	Research Related to Deafness and Communication Disorders		118,767	
Direct	1R01DC017613-01A1	93.173	Research Related to Deafness and Communication Disorders		226,104	119,217
Direct	1R01DC019374-01	93.173	Research Related to Deafness and Communication Disorders		583,444	
Direct	1R01DC019613-01	93.173	Research Related to Deafness and Communication Disorders		470,261	220,414
Direct	1R01DC019895-01A1	93.173	Research Related to Deafness and Communication Disorders		318,391	
Direct	1R01DC021362-01A1	93.173	Research Related to Deafness and Communication Disorders		25,308	
Direct	1R01DK124333-01A1	93.847	Diabetes, Digestive, and Kidney Diseases Extramural Research		289,900	
Direct	1R01DK127991-01A1 Revised	93.847	Diabetes, Digestive, and Kidney Diseases Extramural Research		(16,387)	
Direct	1R01DK129668-02	93.847	Diabetes, Digestive, and Kidney Diseases Extramural Research		311,021	19,318
Direct	1R01DK134468-01A1	93.847	Diabetes, Digestive, and Kidney Diseases Extramural Research		378,540	207,280
Direct	1R01DK135286-01A1	93.847	Diabetes, Digestive, and Kidney Diseases Extramural Research		335,678	
Direct	1R01DK136772-01	93.847	Diabetes, Digestive, and Kidney Diseases Extramural Research		411,765	
Direct	1R01DK136800-01A1	93.847	Diabetes, Digestive, and Kidney Diseases Extramural Research		24,389	
Direct	1R01EB033365-01A1 REVISED	93.286	Discovery and Applied Research for Technological Innovations to Improve Human Health		193,497	
Direct	1R01EB034143-01	93.286	Discovery and Applied Research for Technological Innovations to Improve Human Health		301,308	121,226
Direct	1R01EB034231-01	93.286	Discovery and Applied Research for Technological Innovations to Improve Human Health		95,162	
Direct	1R01EB034575-01A1	93.286	Health		472,930	
Direct	1R01EY034118-01A1	93.867	Vision Research		195,912	7,670
Direct	1R01GM140486-01	93.859	Biomedical Research and Research Training		383,704	
Direct	1R01GM143260-01A1	93.859	Biomedical Research and Research Training		93,498	
Direct	1R01GM145956-02	93.859	Biomedical Research and Research Training		237,440	
Direct	1R01GM149501-01A1	93.859	Biomedical Research and Research Training		10,713	
Direct	1R01GM149666-01 5R01GM149666-02	93.859	Biomedical Research and Research Training		333,461	
Direct	1R01HD109830-01	93.865	Child Health and Human Development Extramural Research		590,196	87,375
Direct	1R01HD110981-01A1	93.865	Child Health and Human Development Extramural Research		163,982	33,252
Direct	1R01HD110999-01	93.865	Child Health and Human Development Extramural Research		496,413	137,784
Direct	1R01HD113192-01	93.865	Child Health and Human Development Extramural Research		313,727	
Direct	1R01HL150053-01A1	93.837	Cardiovascular Diseases Research		1,385,766	627,713
Direct	1R01HL151429-01A1	93.837	Cardiovascular Diseases Research		924,291	
Direct	1R01HL153179-01A1	93.837	Cardiovascular Diseases Research		509,200	181,338
Direct	1R01HL155209-01A1	93.837	Cardiovascular Diseases Research		950,840	384,218
Direct	1R01HL160699-01A1	93.837	Cardiovascular Diseases Research		327,540	
Direct	1R01HL160779-01A1	93.837	Cardiovascular Diseases Research		630,072	17,328
Direct	1R01HL164491-02	93.837	Cardiovascular Diseases Research		512,439	
Direct	1R01HL165704-01A1	93.837	Cardiovascular Diseases Research		848,686	
Direct	1R01HL166843-01A1	93.837	Cardiovascular Diseases Research		198,007	
Direct	1R01HL167232-01 Revised	93.839	Blood Diseases and Resources Research		27,078	
Direct	1R01HL167689-01	93.837	Cardiovascular Diseases Research		147,839	
Direct	1R01HL168647-01	93.837	Cardiovascular Diseases Research		690,326	
Direct	1R01HL169329-01A1	93.837	Cardiovascular Diseases Research		25,409	
Direct	1R01HL170504-01	93.837	Cardiovascular Diseases Research		484,206	159,357
Direct	1R01MH125377-02	93.242	Mental Health Research Grants		1,144	
Direct	1R01MH126923-01A1	93.242	Mental Health Research Grants		315,082	17,549
Direct	1R01MH131645-01A1	93.242	Mental Health Research Grants		326,417	107,735
Direct	1R01MH135530-01	93.242	Mental Health Research Grants		22,485	
Direct	1R01NS117968-01S1	93.853	Extramural Research Programs in the Neurosciences and Neurological Disorders		647,075	81,646
Direct	1R01NS118026-01	93.853	Extramural Research Programs in the Neurosciences and Neurological Disorders		34,182	
Direct	1R01NS120851-01A1	93.853	Extramural Research Programs in the Neurosciences and Neurological Disorders		505,735	
Direct	1R01NS123842-03	93.853	Extramural Research Programs in the Neurosciences and Neurological Disorders		359,986	
Direct	1R01NS126762-01A1	93.853	Extramural Research Programs in the Neurosciences and Neurological Disorders		498,911	12,720
Direct	1R01NS128029-01A1	93.853	Extramural Research Programs in the Neurosciences and Neurological Disorders		166,165	

See accompanying Notes to Schedule of Expenditures of Federal Awards.

**UNIVERSITY OF MINNESOTA
SCHEDULE OF EXPENDITURES OF FEDERAL AWARDS (CONTINUED)
YEAR ENDED JUNE 30, 2024**

Cluster, Agency, Subagency, Direct/Pass-through, Pass-through Entity	Award #	ALN#	ALN Program Title	COVID-19	Federal Expenditures	Subrecipient Expenditures
Direct	1R01NS128039-01A1	93.853	Extramural Research Programs in the Neurosciences and Neurological Disorders	\$	523,501	\$ 241,972
Direct	1R01NS129739-02	93.853	Extramural Research Programs in the Neurosciences and Neurological Disorders		478,031	122,741
Direct	1R01NS131314-01	93.853	Extramural Research Programs in the Neurosciences and Neurological Disorders		546,149	
Direct	1R01NS131371-01	93.853	Extramural Research Programs in the Neurosciences and Neurological Disorders		437,889	
Direct	1R01NS133006-01	93.853	Extramural Research Programs in the Neurosciences and Neurological Disorders		332,926	85,848
Direct	1R01NS136490-01	93.853	Extramural Research Programs in the Neurosciences and Neurological Disorders		58,526	
Direct	1R03AG078686-01	93.866	Aging Research		206,628	
Direct	1R03AG087281-01	93.866	Aging Research		23,697	
Direct	1R03CA282844-01	93.396	Cancer Biology Research		55,333	
Direct	1R03HD108380-02	93.865	Child Health and Human Development Extramural Research		59,611	
Direct	1R03HD111802-01A1	93.865	Child Health and Human Development Extramural Research		39,191	
Direct	1R03HD112587-01	93.865	Child Health and Human Development Extramural Research		54,971	
Direct	1R13AG085939-01	93.866	Aging Research		39,177	
Direct	1R13AG087674-01 Rev	93.866	Aging Research		878	
Direct	1R13CA278261-01	93.398	Cancer Research Manpower		2,534	361
Direct	1R15AA030673-01A1	93.273	Alcohol Research Programs		23,864	4,220
Direct	1R21AG065693-01 NCE	93.866	Aging Research		1,944	
Direct	1R21AG067094-01A1	93.866	Aging Research		61,192	43,082
Direct	1R21AG072530-01	93.866	Aging Research		134,916	
Direct	1R21AG072566-01	93.866	Aging Research		105,024	28,204
Direct	1R21AG079242-01 REVISED	93.866	Aging Research		197,778	
Direct	1R21AG080503-01A1	93.866	Aging Research		127,655	
Direct	1R21AG084951-01	93.866	Aging Research		104,300	48,105
Direct	1R21AI150158-02	93.855	Allergy and Infectious Diseases Research		2,612	
Direct	1R21AI156238-02	93.855	Allergy and Infectious Diseases Research		12,911	8,828
Direct	1R21AI166475-01	93.855	Allergy and Infectious Diseases Research		29,743	
Direct	1R21AI173631-01A1	93.855	Allergy and Infectious Diseases Research		113,529	
Direct	1R21AI174043-01A1	93.855	Allergy and Infectious Diseases Research		135,196	
Direct	1R21AI175957-01A1	93.855	Allergy and Infectious Diseases Research		56,927	
Direct	1R21AI176336-01A1	93.855	Allergy and Infectious Diseases Research		74,364	
Direct	1R21AR081016-01A1	93.846	Arthritis, Musculoskeletal and Skin Diseases Research		61,046	
Direct	1R21AT012559-01A1	93.213	Research and Training in Complementary and Integrative Health		180,621	
Direct	1R21CA259630-01A1 Revised	93.396	Cancer Biology Research		13,605	
Direct	1R21CA286980-01 rev	93.393	Cancer Cause and Prevention Research		60,012	
Direct	1R21DA050822-02	93.279	Drug Abuse and Addiction Research Programs		173,232	
Direct	1R21DC020530-01A1	93.173	Research Related to Deafness and Communication Disorders		155,024	
Direct	1R21DC021495-01	93.173	Research Related to Deafness and Communication Disorders		90,240	
Direct	1R21DK121242-01A1	93.847	Diabetes, Digestive, and Kidney Diseases Extramural Research		107,784	71,151
Direct	1R21DK125933-01	93.847	Diabetes, Digestive, and Kidney Diseases Extramural Research		75,165	
Direct	1R21EB034098	93.286	Health		66,238	
Direct	1R21EY035567-01	93.867	Vision Research		115,563	29,635
Direct	1R21GM147898-01	93.859	Biomedical Research and Research Training		201,243	
Direct	1R21HD111748-01	93.865	Child Health and Human Development Extramural Research		231,583	
Direct	1R21HD111927-01	93.865	Child Health and Human Development Extramural Research		95,878	
Direct	1R21HL150424-01	93.837	Cardiovascular Diseases Research		342	
Direct	1R21HL156218-01	93.837	Cardiovascular Diseases Research		14,307	
Direct	1R21MD019134-01	93.307	Minority Health and Health Disparities Research		199,651	
Direct	1R21MH120692-01A1 REVISED	93.242	Mental Health Research Grants		11,097	
Direct	1R21MH128839-02 NCE	93.242	Mental Health Research Grants		94,561	20,185
Direct	1R21NS112413-01A1	93.853	Extramural Research Programs in the Neurosciences and Neurological Disorders		65,065	
Direct	1R21NS116260-02	93.853	Extramural Research Programs in the Neurosciences and Neurological Disorders		(2,801)	

See accompanying Notes to Schedule of Expenditures of Federal Awards.

**UNIVERSITY OF MINNESOTA
SCHEDULE OF EXPENDITURES OF FEDERAL AWARDS (CONTINUED)
YEAR ENDED JUNE 30, 2024**

Cluster, Agency, Subagency, Direct/Pass-through, Pass-through Entity	Award #	ALN#	ALN Program Title	COVID-19	Federal Expenditures	Subrecipient Expenditures
Direct	1R21NS118785-01A1	93.853	Extramural Research Programs in the Neurosciences and Neurological Disorders		\$ (760)	\$ -
Direct	1R21NS130271-01A1	93.853	Extramural Research Programs in the Neurosciences and Neurological Disorders		209,565	
Direct	1R21NS131965-01	93.853	Extramural Research Programs in the Neurosciences and Neurological Disorders		121,071	
Direct	1R21NS134170-01A1	93.853	Extramural Research Programs in the Neurosciences and Neurological Disorders		29,222	
Direct	1R21NS134516-01	93.853	Extramural Research Programs in the Neurosciences and Neurological Disorders		68,845	
Direct	1R21NS135784-01	93.853	Extramural Research Programs in the Neurosciences and Neurological Disorders		86,936	
Direct	1R21NS136971-01	93.853	Extramural Research Programs in the Neurosciences and Neurological Disorders		56,453	
Direct	1R21TR004701-01 REVISED	93.350	National Center for Advancing Translational Sciences		188,829	
Direct	1R24OD033697-01	93.351	Research Infrastructure Programs		228,222	
Direct	1R25GM150174-01	93.859	Biomedical Research and Research Training		63,008	
Direct	1R25NS118756-01	93.853	Extramural Research Programs in the Neurosciences and Neurological Disorders		(84)	
Direct	1R25NS132346-01	93.853	Extramural Research Programs in the Neurosciences and Neurological Disorders		208,086	10,800
Direct	1R34AR082020-01A1	93.846	Arthritis, Musculoskeletal and Skin Diseases Research		60,702	
Direct	1R34AT011036-01	93.213	Research and Training in Complementary and Integrative Health		52,941	
Direct	1R34AT012369-01A1 Revised	93.213	Research and Training in Complementary and Integrative Health		32,797	
Direct	1R34DE033580-01	93.121	Oral Diseases and Disorders Research		110,061	
Direct	1R34MH121251-01	93.242	Mental Health Research Grants		49,961	14,282
Direct	1R34NS128890-01	93.853	Extramural Research Programs in the Neurosciences and Neurological Disorders		329,714	
Direct	1R35CA283892-01	93.395	Cancer Treatment Research		766,896	
Direct	1R35GM131814-03	93.859	Biomedical Research and Research Training		351,067	
Direct	1R35GM136309	93.859	Biomedical Research and Research Training		490,980	
Direct	1R35GM138277-0251	93.859	Biomedical Research and Research Training		340,912	
Direct	1R35GM150537-01	93.859	Biomedical Research and Research Training		134,095	
Direct	1R35GM150991-01	93.859	Biomedical Research and Research Training		181,635	
Direct	1R36DA054455-01A1	93.279	Drug Abuse and Addiction Research Programs		42,731	
Direct	1R37CA288972-01	93.394	Cancer Detection and Diagnosis Research		62,214	
Direct	1R50CA278811-01	93.395	Cancer Treatment Research		134,123	
Direct	1R56AG070748-01A1	93.866	Aging Research		(528)	
Direct	1R56AG073734-01	93.866	Aging Research		147,115	
Direct	1R56AG082957-01	93.866	Aging Research		158,664	
Direct	1R56AI162742-01A1	93.855	Allergy and Infectious Diseases Research		243,554	
Direct	1R56AI162791-01 REVISED	93.855	Allergy and Infectious Diseases Research		(86)	
Direct	1R56AI179590-01	93.855	Allergy and Infectious Diseases Research		287,948	161,381
Direct	1R56AR078209-01A1	93.846	Arthritis, Musculoskeletal and Skin Diseases Research		51,803	
Direct	1R56AR078315-01	93.846	Arthritis, Musculoskeletal and Skin Diseases Research		55,328	
Direct	1R56DK131447-01A1	93.847	Diabetes, Digestive, and Kidney Diseases Extramural Research		564	
Direct	1R56DK136293-01A1	93.847	Diabetes, Digestive, and Kidney Diseases Extramural Research Discovery and Applied Research for Technological Innovations to Improve Human		117,874	
Direct	1R56EB033365-01A1	93.286	Health		(9,076)	
Direct	1R56HD109762-01A1	93.865	Child Health and Human Development Extramural Research		164,753	
Direct	1R56HL162208-01A1	93.837	Cardiovascular Diseases Research		140,461	
Direct	1R61AI179931-01	93.855	Allergy and Infectious Diseases Research		17,690	
Direct	1R61AT012309-01	93.213	Research and Training in Complementary and Integrative Health		825,259	
Direct	1R61DE033183-01	93.121	Oral Diseases and Disorders Research		203,766	
Direct	1R61HD103065-01A1	93.865	Child Health and Human Development Extramural Research		141,047	111,182
Direct	1R61HD114221-01	93.865	Child Health and Human Development Extramural Research		61,035	
Direct	1R61HL161755-01A1	93.837	Cardiovascular Diseases Research		251,645	
Direct	1R61MH123754-01	93.242	Mental Health Research Grants		136,986	3,326
Direct	1RF1AG060766-01	93.866	Aging Research		118,509	
Direct	1RF1AG062135-01 REVISED	93.866	Aging Research		734,242	251,528

See accompanying Notes to Schedule of Expenditures of Federal Awards.

**UNIVERSITY OF MINNESOTA
SCHEDULE OF EXPENDITURES OF FEDERAL AWARDS (CONTINUED)
YEAR ENDED JUNE 30, 2024**

Cluster, Agency, Subagency, Direct/Pass-through, Pass-through Entity	Award #	ALN#	ALN Program Title	COVID-19	Federal Expenditures	Subrecipient Expenditures
Direct	1RF1AG067924-01	93.866	Aging Research		\$ 381,276	\$ -
Direct	1RF1AG069771-01	93.866	Aging Research		755,453	186,353
Direct	1RF1AG077772-01	93.866	Aging Research	COVID-19	596,953	
Direct	1RF1AG079100-01A1	93.866	Aging Research		482,783	30,693
Direct	1RF1AG079125-01	93.866	Aging Research		1,051,024	616,436
Direct	1RF1MH116978-NCE	93.242	Mental Health Research Grants		380,041	311,489
Direct	1RF1MH116987-01	93.242	Mental Health Research Grants		32,194	11,297
Direct	1RF1MH117015-01 Revised	93.242	Mental Health Research Grants		399,519	
Direct	1RF1MH117428-01A1	93.242	Mental Health Research Grants		183,957	138,590
Direct	1RF1MH124909-01	93.242	Mental Health Research Grants		493,509	32,010
Direct	1RF1MH130413-01 REVISED	93.242	Mental Health Research Grants		41,510	
Direct	1RF1NS113287-01 REVISED	93.853	Extramural Research Programs in the Neurosciences and Neurological Disorders		1,001	1,222
Direct	1RF1NS126044-01	93.853	Extramural Research Programs in the Neurosciences and Neurological Disorders		746,602	
Direct	1RF1NS126609-01	93.853	Extramural Research Programs in the Neurosciences and Neurological Disorders		647,535	22,944
Direct	1RF1NS127266-01	93.853	Extramural Research Programs in the Neurosciences and Neurological Disorders		1,045,243	550,044
Direct	1RF1NS128658-01	93.853	Extramural Research Programs in the Neurosciences and Neurological Disorders		650,455	
Direct	1RF1NS135615-01	93.853	Extramural Research Programs in the Neurosciences and Neurological Disorders		148,587	16,472
Direct	1R01DK133907-01	93.847	Diabetes, Digestive, and Kidney Diseases Extramural Research		536,509	116,028
Direct	1S10DD028712-01 REVISED	93.351	Research Infrastructure Programs		166,985	
Direct	1S10DD030234-01	93.351	Research Infrastructure Programs		1,400	
Direct	1S10DD032192-01 Amd 1	93.351	Research Infrastructure Programs Discovery and Applied Research for Technological Innovations to Improve Human		394,891	
Direct	1T32EB031512-01	93.286	Health		360,190	
Direct	1T32GM132029-03	93.859	Biomedical Research and Research Training		407,874	
Direct	1T32HL139431-01	93.837	Cardiovascular Diseases Research		269,023	
Direct	1T32HL150452-01A1	93.837	Cardiovascular Diseases Research		455,358	
Direct	1T32HL166142-02 REVISED	93.837	Cardiovascular Diseases Research		186,993	
Direct	1T32NS121920-01A1	93.853	Extramural Research Programs in the Neurosciences and Neurological Disorders		186,645	
Direct	1T34GM137862-02	93.859	Biomedical Research and Research Training		183,683	78,190
Direct	1U01CA288888-01	93.396	Cancer Biology Research		5,251	
Direct	1U01DK135130-01	93.847	Diabetes, Digestive, and Kidney Diseases Extramural Research		387,336	
Direct	1U19AI171954-01	93.855	Allergy and Infectious Diseases Research		24,570,178	17,043,393
Direct	1U24DK137522-01	93.847	Diabetes, Digestive, and Kidney Diseases Extramural Research		200,446	
Direct	1U54CA268069-01	93.397	Cancer Centers Support Grants		1,558,933	551,368
Direct	1UG3DA059414-01	93.279	Drug Abuse and Addiction Research Programs		179,274	20,234
Direct	1UG3NS131096-01 Revised	93.853	Extramural Research Programs in the Neurosciences and Neurological Disorders		103,266	49,172
Direct	1UG3OD035529-01	93.310	Trans-NIH Research Support		1,100,977	149,284
Direct	1UH3NS125162-01A1	93.853	Extramural Research Programs in the Neurosciences and Neurological Disorders		590,929	
Direct	1UM1NS132207-01	93.853	Extramural Research Programs in the Neurosciences and Neurological Disorders		1,159,208	50,410
Direct	2P01CA065493-26A1	93.395	Cancer Treatment Research		1,854,079	27,090
Direct	2P30CA077598-26	93.397	Cancer Centers Support Grants Discovery and Applied Research for Technological Innovations to Improve Human		1,416,726	
Direct	2P41EB027061-06	93.286	Health		483,761	
Direct	2R01AG057679-06	93.866	Aging Research		20,373	
Direct	2R01DC005216-22A1	93.173	Research Related to Deafness and Communication Disorders		492,701	100,524
Direct	2R01DC017114-06	93.173	Research Related to Deafness and Communication Disorders		241,925	
Direct	2R01GM130858-05A1	93.859	Biomedical Research and Research Training		23,080	
Direct	2R01HD043392-21	93.865	Child Health and Human Development Extramural Research		554,676	
Direct	2R01HD057929-16A1	93.865	Child Health and Human Development Extramural Research		12,701	
Direct	2R01HD080444-06A1	93.865	Child Health and Human Development Extramural Research		668,607	326,652
Direct	2R01HD092655-06 REVISED	93.865	Child Health and Human Development Extramural Research		326,649	87,795

See accompanying Notes to Schedule of Expenditures of Federal Awards.

**UNIVERSITY OF MINNESOTA
SCHEDULE OF EXPENDITURES OF FEDERAL AWARDS (CONTINUED)
YEAR ENDED JUNE 30, 2024**

Cluster, Agency, Subagency, Direct/Pass-through, Pass-through Entity	Award #	ALN#	ALN Program Title	COVID-19	Federal Expenditures	Subrecipient Expenditures
Direct	2R01HL059367-19A1	93.837	Cardiovascular Diseases Research		\$ 464,216	\$ 153,477
Direct	2R01HL132906-05	93.837	Cardiovascular Diseases Research		829,309	216,358
Direct	2R01HL139065-40	93.837	Cardiovascular Diseases Research		91,076	
Direct	2R01NS037019-24	93.853	Extramural Research Programs in the Neurosciences and Neurological Disorders		306,685	
Direct	2R01NS094206-06	93.853	Extramural Research Programs in the Neurosciences and Neurological Disorders		700,024	
Direct	2R01NSF081118-05A1	93.853	Extramural Research Programs in the Neurosciences and Neurological Disorders		496,323	
Direct	2R15GM128143-02	93.859	Biomedical Research and Research Training		83,408	
Direct	2R25HL088728-16	93.837	Cardiovascular Diseases Research		41,313	
Direct	2R25NS083059-11A1	93.853	Extramural Research Programs in the Neurosciences and Neurological Disorders		30,276	
Direct	2R35GM119457-06	93.859	Biomedical Research and Research Training		338,132	
Direct	2R35GM124896-06	93.859	Biomedical Research and Research Training		269,578	
Direct	2R35GM126940-06	93.859	Biomedical Research and Research Training		441,730	
Direct	2R35GM126974-06	93.859	Biomedical Research and Research Training		44,638	
Direct	2R35GM127097-06	93.859	Biomedical Research and Research Training		364,159	
Direct	2RF1AG044342-06A1	93.866	Aging Research		326,408	13,297
Direct	2T32AI007313-34A1	93.855	Allergy and Infectious Diseases Research		211,744	
Direct	2T32DA007234-38	93.279	Drug Abuse and Addiction Research Programs		449,599	
Direct	2T32DK007203-44	93.847	Diabetes, Digestive, and Kidney Diseases Extramural Research		192,123	
Direct	2T32MH015755-44	93.242	Mental Health Research Grants		259,071	
Direct	2T32NS105604-06	93.853	Extramural Research Programs in the Neurosciences and Neurological Disorders		410,644	
Direct	2T35OD011118-11A1	93.351	Research Infrastructure Programs		35,100	
Direct	2U24NS107269-06	93.853	Extramural Research Programs in the Neurosciences and Neurological Disorders		131,069	
Direct	3F32HL151128-03S1	93.838	Lung Diseases Research		30,432	
Direct	3F32HL165694-01S1 revised	93.837	Cardiovascular Diseases Research		32,549	
Direct	3K23DK118207-05S1	93.847	Diabetes, Digestive, and Kidney Diseases Extramural Research		236,004	
Direct	3P30CA077598-24S2	93.397	Cancer Centers Support Grants		4,072	
Direct	3R01AR073966-05S2	93.846	Arthritis, Musculoskeletal and Skin Diseases Research		315,209	
Direct	3R01CA253244-03S1	93.393	Cancer Cause and Prevention Research		137,878	11,469
Direct	3R01DC012262-10S1	93.173	Research Related to Deafness and Communication Disorders		591,249	
Direct	3R01DK108801-05S1	93.847	Diabetes, Digestive, and Kidney Diseases Extramural Research		72,467	
Direct	3R01DK132781-02S1	93.847	Diabetes, Digestive, and Kidney Diseases Extramural Research		588,218	7,211
Direct	3R01DK136237-02S1 5R01DK136237-02	93.847	Diabetes, Digestive, and Kidney Diseases Extramural Research		464,521	
Direct	3R01GM113952-09S1	93.859	Biomedical Research and Research Training		558,025	33,267
Direct	3R01GM146906-02	93.859	Biomedical Research and Research Training		650,249	
Direct	3R01HD069471-12S1 REVISED	93.865	Child Health and Human Development Extramural Research		879,364	
Direct	3R01HD103634-04S1 Revised	93.865	Child Health and Human Development Extramural Research	COVID-19	767,911	236,966
Direct	3R01NS119297-03 Revised	93.853	Extramural Research Programs in the Neurosciences and Neurological Disorders		681,837	
Direct	3R21DE032878-01S1	93.121	Oral Diseases and Disorders Research		302,565	
Direct	3R35GM124676-08	93.859	Biomedical Research and Research Training		597,388	
Direct	3U01AI136780-02S2 REVISED	93.855	Allergy and Infectious Diseases Research	COVID-19	(601)	-
Direct	3U01DA046413-04S1	93.279	Drug Abuse and Addiction Research Programs		33,328	26,253
Direct	3U01MH108150-04S1	93.242	Mental Health Research Grants		(79)	
Direct	3U19AI171954-01S1	93.855	Allergy and Infectious Diseases Research		230,694	230,694
Direct	3UH3AT008769-05S1	93.213	Research and Training in Complementary and Integrative Health		2,015,603	851,857
Direct	4R00AG075255-03	93.866	Aging Research		119,669	
Direct	4R00AI151080-03	93.855	Allergy and Infectious Diseases Research		210,653	
Direct	4R00AI154672-03	93.855	Allergy and Infectious Diseases Research		75,265	
Direct	4R00DE030215-04	93.121	Oral Diseases and Disorders Research		141,270	
Direct	4R00MH127293-03	93.242	Mental Health Research Grants		150,565	
Direct	4R00NS121274-03	93.853	Extramural Research Programs in the Neurosciences and Neurological Disorders		133,997	
Direct	4R01AG070296-02	93.866	Aging Research		488,558	
Direct	4R01AG070296-02	93.866	Aging Research		185,366	

See accompanying Notes to Schedule of Expenditures of Federal Awards.

**UNIVERSITY OF MINNESOTA
SCHEDULE OF EXPENDITURES OF FEDERAL AWARDS (CONTINUED)
YEAR ENDED JUNE 30, 2024**

Cluster, Agency, Subagency, Direct/Pass-through, Pass-through Entity	Award #	ALN#	ALN Program Title	COVID-19	Federal Expenditures	Subrecipient Expenditures
Direct	4R01CA239701-02	93.395	Cancer Treatment Research		\$ 373,502	\$ 59,522
Direct	4R33HD103065-03	93.865	Child Health and Human Development Extramural Research		157,670	
Direct	4R33NS115089-02	93.853	Extramural Research Programs in the Neurosciences and Neurological Disorders		790,055	
Direct	4UH3CA265791-03	93.393	Cancer Cause and Prevention Research		945,222	6,081
Direct	531U01CA269110-02	93.394	Cancer Detection and Diagnosis Research		278,017	
Direct	5F30AG076322-03	93.866	Aging Research		62,701	
Direct	5F30AI155292-03	93.855	Allergy and Infectious Diseases Research		50,607	
Direct	5F30CA232399-05	93.398	Cancer Research Manpower		2,365	
Direct	5F30CA232481-02	93.398	Cancer Research Manpower		(3,593)	
Direct	5F30CA250321-04	93.398	Cancer Research Manpower		28,234	
Direct	5F30CA253992-04	93.398	Cancer Research Manpower		40,111	
Direct	5F30CA257227-03	93.398	Cancer Research Manpower		36,443	
Direct	5F30DA049476-03	93.279	Drug Abuse and Addiction Research Programs		1,645	
Direct	5F30DA052109-04	93.279	Drug Abuse and Addiction Research Programs		28,704	
Direct	5F30DA057775-02	93.279	Drug Abuse and Addiction Research Programs		52,226	
Direct	5F30DE029105-05	93.121	Oral Diseases and Disorders Research		54,774	
Direct	5F30DE030354-04	93.121	Oral Diseases and Disorders Research		53,494	
Direct	5F30DE031829-03	93.121	Oral Diseases and Disorders Research		55,994	
Direct	5F30HL151138-04	93.837	Cardiovascular Diseases Research		49,745	
Direct	5F30HL152561-04	93.837	Cardiovascular Diseases Research		12,650	
Direct	5F30HL156312-03	93.839	Blood Diseases and Resources Research		16,983	
Direct	5F30MH124404-03 REVISED	93.242	Mental Health Research Grants		20,518	
Direct	5F30OD030021-03	93.351	Research Infrastructure Programs		51,334	
Direct	5F31AI147805-04	93.855	Allergy and Infectious Diseases Research		7,557	
Direct	5F31AI152353-02	93.855	Allergy and Infectious Diseases Research		1,318	
Direct	5F31AI157166-03	93.855	Allergy and Infectious Diseases Research		37,442	
Direct	5F31AI162230-02	93.855	Allergy and Infectious Diseases Research		39,903	
Direct	5F31AR079259-02	93.846	Arthritis, Musculoskeletal and Skin Diseases Research		24,383	
Direct	5F31CA257218-03 Revised	93.398	Cancer Research Manpower		18,461	
Direct	5F31CA261056-02	93.398	Cancer Research Manpower		(723)	
Direct	5F31DA055482-02	93.279	Drug Abuse and Addiction Research Programs		37,367	
Direct	5F31DA059436-02	93.279	Drug Abuse and Addiction Research Programs		35,067	
Direct	5F31DK123999-04	93.847	Diabetes, Digestive, and Kidney Diseases Extramural Research		3,185	
Direct	5F31DK131860-03	93.847	Diabetes, Digestive, and Kidney Diseases Extramural Research		30,639	
Direct	5F31EY031578-02S1	93.867	Vision Research		2,844	
Direct	5F31EY034016-02	93.867	Vision Research		33,231	
Direct	5F31HD107980-03	93.865	Child Health and Human Development Extramural Research		35,160	
Direct	5F31NS124107-02	93.853	Extramural Research Programs in the Neurosciences and Neurological Disorders		35,310	
Direct	5F31NS127417-02	93.853	Extramural Research Programs in the Neurosciences and Neurological Disorders		37,654	
Direct	5F32GM151788-02	93.859	Biomedical Research and Research Training		52,119	
Direct	5F32HD105364-03	93.865	Child Health and Human Development Extramural Research		9,302	
Direct	5F32HL160012-02	93.837	Cardiovascular Diseases Research		71,298	
Direct	5K00CA245735-05	93.393	Cancer Cause and Prevention Research		96,623	
Direct	5K00CA245796-05	93.398	Cancer Research Manpower		72,010	
Direct	5K00DA053527-06	93.853	Extramural Research Programs in the Neurosciences and Neurological Disorders		107,762	
Direct	5K01AA026349-05 & -05S1	93.273	Alcohol Research Programs		10,299	
Direct	5K01AG064038-04	93.866	Aging Research		144,471	
Direct	5K01AG076807-02	93.866	Aging Research		147,465	
Direct	5K01AI168499-02	93.855	Allergy and Infectious Diseases Research		125,792	
Direct	5K01DA051598-05	93.279	Drug Abuse and Addiction Research Programs		24,195	
Direct	5K01HL155240-03	93.837	Cardiovascular Diseases Research		158,335	
Direct	5K01HL161027-03	93.837	Cardiovascular Diseases Research		151,250	
Direct	5K01MD014795-05	93.307	Minority Health and Health Disparities Research		154,161	
Direct	5K01MD019190-02	93.307	Minority Health and Health Disparities Research		86,738	
Direct	5K01MH117451-04	93.242	Mental Health Research Grants		(56)	
Direct	5K01MH120278-05	93.242	Mental Health Research Grants		169,050	
Direct	5K01OD027058-05	93.351	Research Infrastructure Programs		121,713	
Direct	5K01OD031810-02	93.351	Research Infrastructure Programs		127,727	

See accompanying Notes to Schedule of Expenditures of Federal Awards.

**UNIVERSITY OF MINNESOTA
SCHEDULE OF EXPENDITURES OF FEDERAL AWARDS (CONTINUED)
YEAR ENDED JUNE 30, 2024**

Cluster, Agency, Subagency, Direct/Pass-through, Pass-through Entity	Award #	ALN#	ALN Program Title	COVID-19	Federal Expenditures	Subrecipient Expenditures
Direct	5K08AI130266-06	93.855	Allergy and Infectious Diseases Research		\$ 60,043	\$ -
Direct	5K08AI150425-04	93.855	Allergy and Infectious Diseases Research		179,488	
Direct	5K08CA255426-03	93.398	Cancer Research Manpower		131,371	
Direct	5K08DE027705-05	93.121	Oral Diseases and Disorders Research		23,195	
Direct	5K08EY032097-03	93.867	Vision Research		266,581	
Direct	5K08GM113055-04 Revised	93.859	Biomedical Research and Research Training		10,256	
Direct	5K08HD099246-05	93.865	Child Health and Human Development Extramural Research		130,487	
Direct	5K08HL140100-05	93.838	Lung Diseases Research		5,264	
Direct	5K08HL159289-02	93.839	Blood Diseases and Resources Research		163,491	
Direct	5K12GM119955-07 Revised	93.859	Biomedical Research and Research Training		542,908	55,534
Direct	5K12HD055887-17	93.865	Child Health and Human Development Extramural Research		108,173	
Direct	5K22CA248615-02	93.398	Cancer Research Manpower		195,361	
Direct	5K22HL137901-03	93.837	Cardiovascular Diseases Research		21,971	
Direct	5K23AI138851-05	93.855	Allergy and Infectious Diseases Research		52,930	
Direct	5K23DA050909-03	93.279	Drug Abuse and Addiction Research Programs		173,450	
Direct	5K23DC016335-04S1 Revised	93.173	Research Related to Deafness and Communication Disorders		7,728	
Direct	5K23DK125668-04	93.847	Diabetes, Digestive, and Kidney Diseases Extramural Research		167,447	
Direct	5K23DK129721-03	93.847	Diabetes, Digestive, and Kidney Diseases Extramural Research		176,860	
Direct	5K23HD107179-02	93.865	Child Health and Human Development Extramural Research		156,222	
Direct	5K23MH117219-05	93.242	Mental Health Research Grants		250,937	
Direct	5K23MH121220-04 NCE	93.242	Mental Health Research Grants		44,938	20,592
Direct	5K23MH123910-04	93.242	Mental Health Research Grants		226,729	
Direct	5K23NS122601-03	93.853	Extramural Research Programs in the Neurosciences and Neurological Disorders		147,998	
Direct	5K23NS123258-02	93.853	Extramural Research Programs in the Neurosciences and Neurological Disorders		179,528	
Direct	5K24HL155813-04	93.837	Cardiovascular Diseases Research		131,569	
Direct	5K99DE031014-02 REVISED	93.121	Oral Diseases and Disorders Research		17,654	
Direct	5K99MD015770-02	93.307	Minority Health and Health Disparities Research		19,379	
Direct	5K99NS121274-02 Revised	93.853	Extramural Research Programs in the Neurosciences and Neurological Disorders		61,364	
Direct	5KL2TR002492-05 REVISED	93.350	National Center for Advancing Translational Sciences		109,985	
Direct	5P01AI035296-29	93.855	Allergy and Infectious Diseases Research		2,310,625	
Direct	5P01CA111412-15	93.395	Cancer Treatment Research		(11,619)	
Direct	5P01CA111412-19	93.395	Cancer Treatment Research		1,568,487	178,981
Direct	5P01CA138338-12	93.393	Cancer Cause and Prevention Research		2,200,199	740,579
Direct	5P01CA217806-06	93.393	Cancer Cause and Prevention Research		1,193,809	481,008
Direct	5P01CA234228-03 Revised	93.396	Cancer Biology Research		1,313	
Direct	5P2CHD041023-23	93.865	Child Health and Human Development Extramural Research		489,289	
Direct	5P30AG066613-03	93.866	Aging Research		615,454	18,633
Direct	5P30CA077598-25	93.397	Cancer Centers Support Grants		2,108,613	3,416
Direct	5P30DA048742-04	93.279	Drug Abuse and Addiction Research Programs		1,958,291	7,098
Direct	5P40DD010440-13	93.351	Research Infrastructure Programs		809,841	
Direct	5P41EB027061-05	93.286	Health		1,058,486	
Direct	5P50MD017342-03 03S1 03S3	93.307	Minority Health and Health Disparities Research		4,500,337	2,270,461
Direct	5P50MH119569-05	93.242	Mental Health Research Grants		4,110,412	20,336
Direct	5P50NS123109-03	93.853	Extramural Research Programs in the Neurosciences and Neurological Disorders		2,405,124	13,937
Direct	5R00AG056656-06 NCE	93.866	Aging Research		122,786	
Direct	5R00CA255844-04	93.394	Cancer Detection and Diagnosis Research		281,752	
Direct	5R00DA048970-05	93.279	Drug Abuse and Addiction Research Programs		295,574	
Direct	5R00DE027414-05	93.121	Oral Diseases and Disorders Research		93,712	
Direct	5R00GM123221-04	93.859	Biomedical Research and Research Training		295,497	
Direct	5R00GM137076-04	93.859	Biomedical Research and Research Training		179,662	
Direct	5R00HD097298-05	93.865	Child Health and Human Development Extramural Research		271,439	
Direct	5R00HD101680-05	93.865	Child Health and Human Development Extramural Research		276,165	
Direct	5R00HG011041-04	93.172	Human Genome Research		278,250	
Direct	5R00MD015296-04	93.307	Minority Health and Health Disparities Research		226,772	

See accompanying Notes to Schedule of Expenditures of Federal Awards.

**UNIVERSITY OF MINNESOTA
SCHEDULE OF EXPENDITURES OF FEDERAL AWARDS (CONTINUED)
YEAR ENDED JUNE 30, 2024**

Cluster, Agency, Subagency, Direct/Pass-through, Pass-through Entity	Award #	ALN#	ALN Program Title	COVID-19	Federal Expenditures	Subrecipient Expenditures
Direct	5R00NS121595-05	93.853	Extramural Research Programs in the Neurosciences and Neurological Disorders		\$ 250,192	\$ -
Direct	5R01AA024123-08	93.273	Alcohol Research Programs		623,068	
Direct	5R01AA026598-05 NCE	93.273	Alcohol Research Programs		71,679	
Direct	5R01AA027544-05	93.273	Alcohol Research Programs		327,177	
Direct	5R01AA028770-04	93.273	Alcohol Research Programs		604,867	
Direct	5R01AA029077-04	93.273	Alcohol Research Programs		457,666	6,243
Direct	5R01AA029406-02	93.273	Alcohol Research Programs		496,400	
Direct	5R01AA029736-03	93.273	Alcohol Research Programs		407,626	7,724
Direct	5R01AG031743-15 NCE	93.866	Aging Research		370,447	43,666
Direct	5R01AG041831-10	93.866	Aging Research		334,661	13,036
Direct	5R01AG053217-08	93.866	Aging Research		1,048,324	244,391
Direct	5R01AG057679-05	93.866	Aging Research		476,708	
Direct	5R01AG058687-05	93.866	Aging Research		144,777	18,923
Direct	5R01AG058719-05	93.866	Aging Research		4,752,383	1,102,373
Direct	5R01AG059654-04 REVISED	93.866	Aging Research		269,973	33,550
Direct	5R01AG060944-05	93.866	Aging Research		317,571	92,141
Direct	5R01AG062199-05	93.866	Aging Research		742,120	176,900
Direct	5R01AG062469-05	93.866	Aging Research		324,185	
Direct	5R01AG062601-05	93.866	Aging Research		568,153	
Direct	5R01AG062899-05	93.866	Aging Research		471,033	
Direct	5R01AG063543-05	93.866	Aging Research		258,623	
Direct	5R01AG065636-05	93.866	Aging Research		485,796	
Direct	5R01AG069768-05	93.866	Aging Research		551,625	
Direct	5R01AG069781-04	93.866	Aging Research		320,181	191,614
Direct	5R01AG069819-04	93.866	Aging Research		329,617	
Direct	5R01AG069895-04	93.866	Aging Research		734,907	
Direct	5R01AG070138-03	93.866	Aging Research		605,051	1,044
Direct	5R01AG070962-04	93.866	Aging Research		360,590	
Direct	5R01AG071731-03	93.866	Aging Research		280,581	137,244
Direct	5R01AG075334-03	93.866	Aging Research		499,873	
Direct	5R01AG075809-03	93.866	Aging Research		852,055	
Direct	5R01AG075890-03	93.866	Aging Research		482,781	174,798
Direct	5R01AG077742-02	93.866	Aging Research		690,657	
Direct	5R01AG077743-02	93.866	Aging Research		297,635	
Direct	5R01AG078731-03	93.866	Aging Research		740,822	
Direct	5R01AG079913-02	93.866	Aging Research		550,431	
Direct	5R01AG080806-02	93.866	Aging Research		785,592	
Direct	5R01AG081426-02	93.866	Aging Research		625,497	
Direct	5R01AI027998-33	93.855	Allergy and Infectious Diseases Research		160,492	
Direct	5R01AI038903-25 REVISED	93.855	Allergy and Infectious Diseases Research		(776)	
Direct	5R01AI038903-28	93.855	Allergy and Infectious Diseases Research		319,857	
Direct	5R01AI039614-27	93.855	Allergy and Infectious Diseases Research		552,452	
Direct	5R01AI049424-16	93.855	Allergy and Infectious Diseases Research		198,575	
Direct	5R01AI084913-14	93.855	Allergy and Infectious Diseases Research		513,526	1,739
Direct	5R01AI103760-10	93.855	Allergy and Infectious Diseases Research		84,892	
Direct	5R01AI122742-05 REVISED	93.855	Allergy and Infectious Diseases Research		(4,620)	
Direct	5R01AI123146-09	93.855	Allergy and Infectious Diseases Research		538,144	
Direct	5R01AI124512-09/ 3R01AI124512-07S1	93.855	Allergy and Infectious Diseases Research		507,872	
Direct	5R01AI125127-05 Revised	93.855	Allergy and Infectious Diseases Research		44,707	7,119
Direct	5R01AI131586-05	93.855	Allergy and Infectious Diseases Research		297,160	131,763
Direct	5R01AI132563-06	93.855	Allergy and Infectious Diseases Research		150,624	130,461
Direct	5R01AI134406-05 REVISED	93.855	Allergy and Infectious Diseases Research		240,738	
Direct	5R01AI134636-05	93.855	Allergy and Infectious Diseases Research		41,302	
Direct	5R01AI136982-05	93.855	Allergy and Infectious Diseases Research		692,386	
Direct	5R01AI139420-05	93.855	Allergy and Infectious Diseases Research		377,609	
Direct	5R01AI143380-05	93.855	Allergy and Infectious Diseases Research		240,520	90,913
Direct	5R01AI143689-05	93.855	Allergy and Infectious Diseases Research		447,049	15,915
Direct	5R01AI143784-04	93.855	Allergy and Infectious Diseases Research		478,054	442,789
Direct	5R01AI143826-05	93.855	Allergy and Infectious Diseases Research		242,150	
Direct	5R01AI143828-05	93.855	Allergy and Infectious Diseases Research		334,554	

See accompanying Notes to Schedule of Expenditures of Federal Awards.

**UNIVERSITY OF MINNESOTA
SCHEDULE OF EXPENDITURES OF FEDERAL AWARDS (CONTINUED)
YEAR ENDED JUNE 30, 2024**

Cluster, Agency, Subagency, Direct/Pass-through, Pass-through Entity	Award #	ALN#	ALN Program Title	COVID-19	Federal Expenditures	Subrecipient Expenditures
Direct	5R01A1145147-05	93.855	Allergy and Infectious Diseases Research		\$ 422,391	\$ -
Direct	5R01A1146009-05	93.855	Allergy and Infectious Diseases Research		246,181	
Direct	5R01A1146031-05	93.855	Allergy and Infectious Diseases Research		512,565	33,745
Direct	5R01A1146032-04	93.855	Allergy and Infectious Diseases Research		850,270	
Direct	5R01A1146049-03	93.855	Allergy and Infectious Diseases Research		667,226	66,946
Direct	5R01A1147540-05	93.855	Allergy and Infectious Diseases Research		259,419	
Direct	5R01A1147912-05	93.855	Allergy and Infectious Diseases Research		1,160,521	244,915
Direct	5R01A1148669-04	93.855	Allergy and Infectious Diseases Research		489,298	
Direct	5R01A1150468-04	93.859	Biomedical Research and Research Training		123,077	
Direct	5R01A1150600-03	93.855	Allergy and Infectious Diseases Research		560,400	
Direct	5R01A1154943-04	93.855	Allergy and Infectious Diseases Research		365,653	116,793
Direct	5R01A1155468-03	93.855	Allergy and Infectious Diseases Research		600,819	
Direct	5R01A1155472-02	93.855	Allergy and Infectious Diseases Research		717,321	
Direct	5R01A1156276-03	93.855	Allergy and Infectious Diseases Research		536,749	
Direct	5R01A1159554-02	93.855	Allergy and Infectious Diseases Research		312,361	
Direct	5R01A1161017-04	93.855	Allergy and Infectious Diseases Research		1,043,383	407,522
Direct	5R01A1162699-03	93.855	Allergy and Infectious Diseases Research		383,950	35,316
Direct	5R01A1162786-03	93.855	Allergy and Infectious Diseases Research		561,307	310,313
Direct	5R01A1162791-03	93.855	Allergy and Infectious Diseases Research		730,766	
Direct	5R01A1165553-02	93.855	Allergy and Infectious Diseases Research		420,398	
Direct	5R01A1167653-03	93.855	Allergy and Infectious Diseases Research		786,148	171,137
Direct	5R01A1170158-04	93.855	Allergy and Infectious Diseases Research		169,040	
Direct	5R01A1173804-02	93.855	Allergy and Infectious Diseases Research		1,031,969	
Direct	5R01A1176922-02	93.855	Allergy and Infectious Diseases Research		725,956	
Direct	5R01A1177264-02	93.855	Allergy and Infectious Diseases Research		627,407	
Direct	5R01A162181-03	93.855	Allergy and Infectious Diseases Research		772,335	419,233
Direct	5R01AR042423-28	93.846	Arthritis, Musculoskeletal and Skin Diseases Research		538,013	81,317
Direct	5R01AR049899-20	93.846	Arthritis, Musculoskeletal and Skin Diseases Research		523,265	203,412
Direct	5R01AR055685-14	93.846	Arthritis, Musculoskeletal and Skin Diseases Research		465,660	
Direct	5R01AR063070-09	93.846	Arthritis, Musculoskeletal and Skin Diseases Research		425,872	
Direct	5R01AR064195-10 NCE	93.846	Arthritis, Musculoskeletal and Skin Diseases Research		118,492	
Direct	5R01AR070020-05	93.846	Arthritis, Musculoskeletal and Skin Diseases Research		41,124	2,032
Direct	5R01AR071349-05	93.846	Arthritis, Musculoskeletal and Skin Diseases Research		40,084	
Direct	5R01AR075413-05	93.846	Arthritis, Musculoskeletal and Skin Diseases Research		422,895	
Direct	5R01AR078571-03	93.846	Arthritis, Musculoskeletal and Skin Diseases Research		377,910	
Direct	5R01AR079477-02	93.846	Arthritis, Musculoskeletal and Skin Diseases Research		539,692	16,094
Direct	5R01AR081228-03	93.846	Arthritis, Musculoskeletal and Skin Diseases Research		388,975	
Direct	5R01AR081877-02	93.846	Arthritis, Musculoskeletal and Skin Diseases Research		393,486	77,285
Direct	5R01AR082533-02	93.846	Arthritis, Musculoskeletal and Skin Diseases Research		607,412	48,747
Direct	5R01AT009457-06	93.213	Research and Training in Complementary and Integrative Health		462,310	49,046
Direct	5R01AT012164-02/ 3R01AT012164-02S2 02S3	93.213	Research and Training in Complementary and Integrative Health		602,083	210,222
Direct	5R01CA081301-25	93.393	Cancer Cause and Prevention Research		673,218	
Direct	5R01CA095039-14	93.393	Cancer Cause and Prevention Research		13,492	
Direct	5R01CA100670-14	93.393	Cancer Cause and Prevention Research		238	
Direct	5R01CA142714-10 revised	93.393	Cancer Cause and Prevention Research		399,392	
Direct	5R01CA160069-13	93.396	Cancer Biology Research		352,962	
Direct	5R01CA174777-10	93.396	Cancer Biology Research		(8,252)	
Direct	5R01CA174777-12	93.396	Cancer Biology Research		473,194	
Direct	5R01CA203348-09	93.395	Cancer Treatment Research		395,907	
Direct	5R01CA214550-06	93.394	Cancer Detection and Diagnosis Research		8,445	
Direct	5R01CA215052-08	93.396	Cancer Biology Research		470,297	
Direct	5R01CA218657-04	93.393	Cancer Cause and Prevention Research		139,002	
Direct	5R01CA220367-06	93.394	Cancer Detection and Diagnosis Research		139,815	50,533
Direct	5R01CA220376-05	93.394	Cancer Detection and Diagnosis Research		130,965	
Direct	5R01CA222005-05	93.393	Cancer Cause and Prevention Research		70,012	
Direct	5R01CA225435-04	93.393	Cancer Cause and Prevention Research		20,305	
Direct	5R01CA225973-05 NCE	93.395	Cancer Treatment Research		304,664	
Direct	5R01CA228760-05 NCE	93.395	Cancer Treatment Research		181,563	
Direct	5R01CA229697-05	93.396	Cancer Biology Research		814,074	48,788
Direct	5R01CA231210-05	93.393	Cancer Cause and Prevention Research		204,147	16,972
Direct	5R01CA232317-05	93.393	Cancer Cause and Prevention Research		220,945	

See accompanying Notes to Schedule of Expenditures of Federal Awards.

**UNIVERSITY OF MINNESOTA
SCHEDULE OF EXPENDITURES OF FEDERAL AWARDS (CONTINUED)
YEAR ENDED JUNE 30, 2024**

Cluster, Agency, Subagency, Direct/Pass-through, Pass-through Entity	Award #	ALN#	ALN Program Title	COVID-19	Federal Expenditures	Subrecipient Expenditures
Direct	5R01CA236948-05	93.393	Cancer Cause and Prevention Research	\$	468,091	\$ 24,262
Direct	5R01CA238439-05	93.395	Cancer Treatment Research		580,546	
Direct	5R01CA240953-05	93.394	Cancer Detection and Diagnosis Research		322,910	14,539
Direct	5R01CA241159-03	93.394	Cancer Detection and Diagnosis Research		449,453	37,065
Direct	5R01CA241627-05	93.395	Cancer Treatment Research		361,486	
Direct	5R01CA244645-04	93.395	Cancer Treatment Research		297,913	
Direct	5R01CA245550-05	93.396	Cancer Biology Research		638,397	
Direct	5R01CA247681-05	93.395	Cancer Treatment Research		574,415	
Direct	5R01CA248019-02 REVISED	93.396	Cancer Biology Research		(3,198)	(2,011)
Direct	5R01CA248200-03	93.393	Cancer Cause and Prevention Research		658,222	
Direct	5R01CA248558-04 3R01CA248558-04S1	93.393	Cancer Cause and Prevention Research		585,707	150,415
Direct	5R01CA249279-02 (Revised)	93.395	Cancer Treatment Research		113,012	104,047
Direct	5R01CA249393-04	93.396	Cancer Biology Research		546,306	
Direct	5R01CA251600-05	93.395	Cancer Treatment Research		432,892	27,495
Direct	5R01CA254270-02	93.393	Cancer Cause and Prevention Research		224,684	5,748
Direct	5R01CA255039-04	93.396	Cancer Biology Research		450,181	
Direct	5R01CA255513-03	93.395	Cancer Treatment Research		631,911	230,220
Direct	5R01CA262012-04	93.396	Cancer Biology Research		475,613	296,324
Direct	5R01CA262153-03	93.394	Cancer Detection and Diagnosis Research		641,536	155,683
Direct	5R01CA263084-04	93.394	Cancer Detection and Diagnosis Research		772,943	
Direct	5R01CA263090-03	93.395	Cancer Treatment Research		474,539	
Direct	5R01CA263777-04	93.395	Cancer Treatment Research		579,753	
Direct	5R01CA265004-03	93.396	Cancer Biology Research		422,114	
Direct	5R01CA266105-03 & 03S1	93.393	Cancer Cause and Prevention Research		526,997	16,928
Direct	5R01CA266128-02	93.396	Cancer Biology Research		510,442	
Direct	5R01CA266253-02	93.393	Cancer Cause and Prevention Research		342,868	83,314
Direct	5R01CA267938-02	93.393	Cancer Cause and Prevention Research		309,914	
Direct	5R01CA267977-03	93.393	Cancer Cause and Prevention Research		348,586	72,300
Direct	5R01CA269801-03	93.395	Cancer Treatment Research		406,935	
Direct	5R01CA270539-02	93.396	Cancer Biology Research		538,716	81,213
Direct	5R01CA276480-02	93.395	Cancer Treatment Research		525,269	
Direct	5R01CA277714-02	93.393	Cancer Cause and Prevention Research		407,348	48,266
Direct	5R01DA007304-32	93.279	Drug Abuse and Addiction Research Programs		360,306	
Direct	5R01DA016351-11	93.279	Drug Abuse and Addiction Research Programs		383,081	109,304
Direct	5R01DA027232-08	93.279	Drug Abuse and Addiction Research Programs		151,706	
Direct	5R01DA038615-09 REVISED	93.279	Drug Abuse and Addiction Research Programs		(7,330)	
Direct	5R01DA044283-05	93.279	Drug Abuse and Addiction Research Programs		519,138	365,426
Direct	5R01DA046320-03	93.077	Family Smoking Prevention and Tobacco Control Act Regulatory Research		128,290	
Direct	5R01DA047287-04	93.279	Drug Abuse and Addiction Research Programs		578,600	1,348
Direct	5R01DA048822-05 NCE	93.279	Drug Abuse and Addiction Research Programs		239,169	
Direct	5R01DA048946-05	93.279	Drug Abuse and Addiction Research Programs		294,024	
Direct	5R01DA050894-05	93.279	Drug Abuse and Addiction Research Programs		530,471	
Direct	5R01DA051005-03	93.077	Family Smoking Prevention and Tobacco Control Act Regulatory Research		98,939	64,428
Direct	5R01DA051450-04	93.279	Drug Abuse and Addiction Research Programs		351,501	
Direct	5R01DA056331-02	93.279	Drug Abuse and Addiction Research Programs		521,651	
Direct	5R01DA056485-02	93.279	Drug Abuse and Addiction Research Programs		342,636	
Direct	5R01DC015462-05 Revised	93.173	Research Related to Deafness and Communication Disorders		50,932	
Direct	5R01DC016315-02	93.173	Research Related to Deafness and Communication Disorders		111	
Direct	5R01DE025618-05	93.121	Oral Diseases and Disorders Research		815	
Direct	5R01DE027669-05	93.121	Oral Diseases and Disorders Research		243,186	
Direct	5R01DE028059-05	93.121	Oral Diseases and Disorders Research		695,930	965
Direct	5R01DE030095-04	93.121	Oral Diseases and Disorders Research		704,194	
Direct	5R01DK060521-20 NCE	93.847	Diabetes, Digestive, and Kidney Diseases Extramural Research		173,886	
Direct	5R01DK091538-15	93.847	Diabetes, Digestive, and Kidney Diseases Extramural Research		426,616	207,574
Direct	5R01DK101402-05	93.847	Diabetes, Digestive, and Kidney Diseases Extramural Research		(74)	
Direct	5R01DK109124-06	93.847	Diabetes, Digestive, and Kidney Diseases Extramural Research		32,563	(4,778)
Direct	5R01DK112254-07	93.847	Diabetes, Digestive, and Kidney Diseases Extramural Research		(3,189)	
Direct	5R01DK114453-04S1	93.847	Diabetes, Digestive, and Kidney Diseases Extramural Research		44,726	
Direct	5R01DK115720-05	93.847	Diabetes, Digestive, and Kidney Diseases Extramural Research		7,006	
Direct	5R01DK117425-04	93.847	Diabetes, Digestive, and Kidney Diseases Extramural Research		(8)	
Direct	5R01DK117425-06	93.847	Diabetes, Digestive, and Kidney Diseases Extramural Research		520,336	

See accompanying Notes to Schedule of Expenditures of Federal Awards.

**UNIVERSITY OF MINNESOTA
SCHEDULE OF EXPENDITURES OF FEDERAL AWARDS (CONTINUED)
YEAR ENDED JUNE 30, 2024**

Cluster, Agency, Subagency, Direct/Pass-through, Pass-through Entity	Award #	ALN#	ALN Program Title	COVID-19	Federal Expenditures	Subrecipient Expenditures
Direct	5R01DK119456-05	93.847	Diabetes, Digestive, and Kidney Diseases Extramural Research		\$ 624,113	\$ -
Direct	5R01DK122056-05	93.847	Diabetes, Digestive, and Kidney Diseases Extramural Research		327,014	
Direct	5R01DK123042-04	93.847	Diabetes, Digestive, and Kidney Diseases Extramural Research		355,620	
Direct	5R01DK123273-03	93.847	Diabetes, Digestive, and Kidney Diseases Extramural Research		685,188	39,952
Direct	5R01DK124201-04	93.847	Diabetes, Digestive, and Kidney Diseases Extramural Research		570,345	19,831
Direct	5R01DK124484-04	93.847	Diabetes, Digestive, and Kidney Diseases Extramural Research		685,703	68,230
Direct	5R01DK124504-04	93.847	Diabetes, Digestive, and Kidney Diseases Extramural Research		574,554	43,746
Direct	5R01DK125039-03	93.847	Diabetes, Digestive, and Kidney Diseases Extramural Research		255,095	
Direct	5R01DK125274-03	93.847	Diabetes, Digestive, and Kidney Diseases Extramural Research		760,246	313,231
Direct	5R01DK125431-04	93.847	Diabetes, Digestive, and Kidney Diseases Extramural Research		750,106	288,857
Direct	5R01DK126726-03	93.847	Diabetes, Digestive, and Kidney Diseases Extramural Research		550,148	207,663
Direct	5R01DK126728-04	93.847	Diabetes, Digestive, and Kidney Diseases Extramural Research		734,379	11,338
Direct	5R01DK128325-03	93.847	Diabetes, Digestive, and Kidney Diseases Extramural Research		330,376	128,905
Direct	5R01DK130378-03	93.847	Diabetes, Digestive, and Kidney Diseases Extramural Research	COVID-19	649,296	23,046
Direct	5R01DK131029-02	93.847	Diabetes, Digestive, and Kidney Diseases Extramural Research		330,462	
Direct	5R01DK131209-03	93.847	Diabetes, Digestive, and Kidney Diseases Extramural Research		525,336	
Direct	5R01DK131410-02	93.847	Diabetes, Digestive, and Kidney Diseases Extramural Research	COVID-19	698,587	
Direct	5R01DK132211-02	93.847	Diabetes, Digestive, and Kidney Diseases Extramural Research		624,078	
Direct	5R01DK132849-02	93.847	Diabetes, Digestive, and Kidney Diseases Extramural Research		364,795	7,995
Direct	5R01DK138809-02	93.847	Diabetes, Digestive, and Kidney Diseases Extramural Research		271,696	109,086
Direct	5R01EB028274-04	93.286	Health Discovery and Applied Research for Technological Innovations to Improve Human		244,662	
Direct	5R01EB028791-03	93.286	Health Discovery and Applied Research for Technological Innovations to Improve Human		358,789	93,701
Direct	5R01EB029985-04	93.286	Health Discovery and Applied Research for Technological Innovations to Improve Human		596,894	
Direct	5R01EB030000-04	93.286	Health Discovery and Applied Research for Technological Innovations to Improve Human		297,541	
Direct	5R01EB031765-03	93.286	Health Discovery and Applied Research for Technological Innovations to Improve Human		601,563	
Direct	5R01EB031787-02	93.286	Health Discovery and Applied Research for Technological Innovations to Improve Human		408,565	164,769
Direct	5R01EB032830-02	93.286	Health		488,120	
Direct	5R01ES019564-09	93.113	Environmental Health		20,100	
Direct	5R01ES023350-10	93.113	Environmental Health		790,062	169,506
Direct	5R01ES030559-05	93.113	Environmental Health		412,986	64,883
Direct	5R01ES030765-05	93.113	Environmental Health		437,973	13,509
Direct	5R01ES033220-04	93.113	Environmental Health		279,040	
Direct	5R01ES034788-02	93.113	Environmental Health		661,320	
Direct	5R01EY015313-17	93.867	Vision Research		142,650	12,838
Direct	5R01EY023384-07	93.867	Vision Research		408,211	170,624
Direct	5R01EY024261-10	93.867	Vision Research		442,838	
Direct	5R01EY029700-04	93.867	Vision Research		319,489	92,094
Direct	5R01EY030472-05 REVISED	93.867	Vision Research		468,230	198,949
Direct	5R01EY030889-05	93.867	Vision Research		369,689	
Direct	5R01EY030890-04	93.867	Vision Research		364,605	
Direct	5R01EY030893-05	93.867	Vision Research		520,891	
Direct	5R01EY033316-03	93.867	Vision Research		461,140	87,004
Direct	5R01EY033328-03	93.867	Vision Research		537,671	
Direct	5R01GM044757-27	93.859	Biomedical Research and Research Training		45,027	
Direct	5R01GM046736-26	93.859	Biomedical Research and Research Training		245,196	
Direct	5R01GM055667-26 NCE	93.859	Biomedical Research and Research Training		350,230	
Direct	5R01GM098550-08	93.859	Biomedical Research and Research Training		(963)	
Direct	5R01GM121515-05	93.859	Biomedical Research and Research Training		24,683	
Direct	5R01GM122787-07	93.859	Biomedical Research and Research Training		326,439	
Direct	5R01GM122917-0751	93.859	Biomedical Research and Research Training		349,285	
Direct	5R01GM122979-07	93.859	Biomedical Research and Research Training		493,046	174,990
Direct	5R01GM127379-04 Revised NCE	93.859	Biomedical Research and Research Training		15,804	
Direct	5R01GM127872-04 Revised	93.859	Biomedical Research and Research Training		72,432	5,413
Direct	5R01GM130588-05 REVISED	93.859	Biomedical Research and Research Training		227,348	
Direct	5R01GM130622-05 NCE	93.859	Biomedical Research and Research Training		194,540	
Direct	5R01GM130800-02	93.859	Biomedical Research and Research Training		65,076	

See accompanying Notes to Schedule of Expenditures of Federal Awards.

**UNIVERSITY OF MINNESOTA
SCHEDULE OF EXPENDITURES OF FEDERAL AWARDS (CONTINUED)
YEAR ENDED JUNE 30, 2024**

Cluster, Agency, Subagency, Direct/Pass-through, Pass-through Entity	Award #	ALN#	ALN Program Title	COVID-19	Federal Expenditures	Subrecipient Expenditures
Direct	5R01GM130858-04 nce	93.859	Biomedical Research and Research Training		\$ 17,121	\$ 17,093
Direct	5R01GM132596-04	93.859	Biomedical Research and Research Training		47,947	
Direct	5R01GM133885-04	93.859	Biomedical Research and Research Training		330,860	
Direct	5R01GM134538-02	93.859	Biomedical Research and Research Training		279,460	
Direct	5R01GM134681-04	93.859	Biomedical Research and Research Training		(23)	
Direct	5R01GM136835-03	93.859	Biomedical Research and Research Training		271,358	
Direct	5R01GM136851-03	93.859	Biomedical Research and Research Training		329,595	
Direct	5R01GM137603-04 NCE	93.859	Biomedical Research and Research Training		290,860	
Direct	5R01GM138833-04	93.859	Biomedical Research and Research Training		296,826	
Direct	5R01GM141152-03	93.859	Biomedical Research and Research Training		645,495	11,343
Direct	5R01GM145835-02	93.859	Biomedical Research and Research Training		439,744	
Direct	5R01GM146372-06	93.859	Biomedical Research and Research Training		360,273	17,197
Direct	5R01GM146386-03	93.859	Biomedical Research and Research Training		404,801	22,100
Direct	5R01GM150468-02	93.859	Biomedical Research and Research Training		356,894	
Direct	5R01HD034294-24	93.865	Child Health and Human Development Extramural Research		14,423	
Direct	5R01HD043392-20	93.865	Child Health and Human Development Extramural Research		(912)	
Direct	5R01HD044763-15	93.865	Child Health and Human Development Extramural Research		511,628	135,567
Direct	5R01HD046697-20	93.865	Child Health and Human Development Extramural Research		525,867	
Direct	5R01HD047283-18	93.865	Child Health and Human Development Extramural Research		677,126	
Direct	5R01HD057929-15	93.865	Child Health and Human Development Extramural Research		98,307	
Direct	5R01HD067258-13	93.865	Child Health and Human Development Extramural Research		748,332	
Direct	5R01HD089989-05	93.865	Child Health and Human Development Extramural Research		15,407	2,840
Direct	5R01HD090014-04	93.865	Child Health and Human Development Extramural Research		(903)	
Direct	5R01HD090053-02	93.865	Child Health and Human Development Extramural Research		24,375	
Direct	5R01HD091685-05	93.865	Child Health and Human Development Extramural Research		423,173	51,009
Direct	5R01HD092391-05	93.865	Child Health and Human Development Extramural Research		171,760	166,761
Direct	5R01HD092655-05	93.865	Child Health and Human Development Extramural Research		60,321	16,246
Direct	5R01HD094081-05	93.865	Child Health and Human Development Extramural Research		106,396	33,228
Direct	5R01HD094809-05	93.865	Child Health and Human Development Extramural Research		61,814	
Direct	5R01HD095858-05	93.865	Child Health and Human Development Extramural Research		302,382	
Direct	5R01HD095904-05	93.865	Child Health and Human Development Extramural Research		727,774	
Direct	5R01HD098866-05	93.865	Child Health and Human Development Extramural Research		783,282	547,515
Direct	5R01HD099182-04	93.865	Child Health and Human Development Extramural Research		744,530	
Direct	5R01HD100007-05	93.865	Child Health and Human Development Extramural Research		259,051	
Direct	5R01HD100418-04	93.865	Child Health and Human Development Extramural Research		287,752	58,884
Direct	5R01HD102035-04	93.865	Child Health and Human Development Extramural Research		577,828	434,357
Direct	5R01HD102552-03	93.865	Child Health and Human Development Extramural Research		642,893	267,956
Direct	5R01HD103684-04	93.865	Child Health and Human Development Extramural Research		601,816	126,459
Direct	5R01HD105305-02 (REVISED)	93.865	Child Health and Human Development Extramural Research		465,836	58,557
Direct	5R01HD108059-03	93.865	Child Health and Human Development Extramural Research		446,889	
Direct	5R01HD109252-02	93.865	Child Health and Human Development Extramural Research		591,760	16,170
Direct	5R01HD110397-02	93.865	Child Health and Human Development Extramural Research		619,823	14,854
Direct	5R01HG005084-09	93.172	Human Genome Research		289,272	140,166
Direct	5R01HG011916-02	93.172	Human Genome Research		724,929	163,854
Direct	5R01HG012425-03	93.172	Human Genome Research		199,832	
Direct	5R01HL051177-29	93.838	Lung Diseases Research		291,060	61,035
Direct	5R01HL056067-26	93.839	Blood Diseases and Resources Research		19,604	
Direct	5R01HL107572-09	93.838	Lung Diseases Research		227,194	
Direct	5R01HL116476-08 NCE	93.837	Cardiovascular Diseases Research		28,366	
Direct	5R01HL116720-07-Rev	93.837	Cardiovascular Diseases Research		138,627	21,997
Direct	5R01HL118979-10	93.839	Blood Diseases and Resources Research		968,318	126,298
Direct	5R01HL121093-10	93.837	Cardiovascular Diseases Research		350,282	
Direct	5R01HL122323-08	93.837	Cardiovascular Diseases Research		47,594	
Direct	5R01HL132874-07	93.837	Cardiovascular Diseases Research		752,708	
Direct	5R01HL133823-06 NCE (2nd)	93.839	Blood Diseases and Resources Research		49,918	52,690
Direct	5R01HL136679-05	93.837	Cardiovascular Diseases Research		47,272	43,549
Direct	5R01HL136757-05 Revised	93.837	Cardiovascular Diseases Research		2,686	1,767
Direct	5R01HL138332-03	93.837	Cardiovascular Diseases Research		454,348	6,648
Direct	5R01HL139065-39	93.837	Cardiovascular Diseases Research		698,798	102,576
Direct	5R01HL140971-04 REVISED	93.839	Blood Diseases and Resources Research		113,309	-

See accompanying Notes to Schedule of Expenditures of Federal Awards.

**UNIVERSITY OF MINNESOTA
SCHEDULE OF EXPENDITURES OF FEDERAL AWARDS (CONTINUED)
YEAR ENDED JUNE 30, 2024**

Cluster, Agency, Subagency, Direct/Pass-through, Pass-through Entity	Award #	ALN#	ALN Program Title	COVID-19	Federal Expenditures	Subrecipient Expenditures
Direct	5R01HL141288-04 NCE	93.837	Cardiovascular Diseases Research		\$ 201,429	\$ 1,047
Direct	5R01HL143390-04 Revised	93.837	Cardiovascular Diseases Research		229,007	1,704
Direct	5R01HL144130-04	93.837	Cardiovascular Diseases Research		31,260	
Direct	5R01HL144582-04 Revised	93.837	Cardiovascular Diseases Research		357,125	
Direct	5R01HL146477-04	93.838	Lung Diseases Research		432,877	
Direct	5R01HL146501-04 REVISED	93.837	Cardiovascular Diseases Research		195,570	
Direct	5R01HL148599-04	93.837	Cardiovascular Diseases Research		178,573	
Direct	5R01HL149709-04	93.837	Cardiovascular Diseases Research		617,398	
Direct	5R01HL151740-05	93.837	Cardiovascular Diseases Research		759,954	
Direct	5R01HL152166-04	93.837	Cardiovascular Diseases Research		550,011	
Direct	5R01HL152215-05	93.837	Cardiovascular Diseases Research		649,330	196,491
Direct	5R01HL153146-05	93.837	Cardiovascular Diseases Research		588,236	
Direct	5R01HL153613-02	93.838	Lung Diseases Research		469,012	149,437
Direct	5R01HL154734-07	93.837	Cardiovascular Diseases Research		361,666	
Direct	5R01HL155114-04	93.839	Blood Diseases and Resources Research		847,385	350,818
Direct	5R01HL155150-04	93.839	Blood Diseases and Resources Research		563,920	
Direct	5R01HL155993-04	93.837	Cardiovascular Diseases Research		677,571	
Direct	5R01HL156994-02/ S1-S2-S3	93.837	Cardiovascular Diseases Research		343,317	30,567
Direct	5R01HL157625-04	93.837	Cardiovascular Diseases Research		570,680	(5,451)
Direct	5R01HL157667-02	93.837	Cardiovascular Diseases Research		604,063	359,140
Direct	5R01HL158756-02	93.837	Cardiovascular Diseases Research	COVID-19	738,353	364,044
Direct	5R01HL158795-03	93.837	Cardiovascular Diseases Research		621,722	
Direct	5R01HL160587-02/ 3R01HL160587-02S1	93.837	Cardiovascular Diseases Research		370,315	18,161
Direct	5R01HL160973-02	93.837	Cardiovascular Diseases Research		508,704	
Direct	5R01HL162927-03	93.838	Lung Diseases Research		695,334	
Direct	5R01HL163011-03	93.839	Blood Diseases and Resources Research		413,961	199,211
Direct	5R01LM012982-04_NCE	93.879	Medical Library Assistance		56,005	
Direct	5R01MD013801-05	93.307	Minority Health and Health Disparities Research		518,690	258,808
Direct	5R01MD015722-04	93.307	Minority Health and Health Disparities Research		707,901	192,425
Direct	5R01MD016388-05	93.307	Minority Health and Health Disparities Research	COVID-19	857,688	707,998
Direct	5R01MH066703-21	93.242	Mental Health Research Grants		143,348	
Direct	5R01MH084861-11	93.242	Mental Health Research Grants		505,583	
Direct	5R01MH096773-11	93.242	Mental Health Research Grants		1,227,206	508,189
Direct	5R01MH112688-08	93.242	Mental Health Research Grants		564,044	
Direct	5R01MH113748-05	93.242	Mental Health Research Grants		387,561	
Direct	5R01MH115046-05	93.242	Mental Health Research Grants		624,522	103,684
Direct	5R01MH116156-05	93.242	Mental Health Research Grants		369,155	14,305
Direct	5R01MH116961-05	93.242	Mental Health Research Grants		432,180	96,366
Direct	5R01MH118487-05	93.242	Mental Health Research Grants		486,229	
Direct	5R01MH119355-05	93.242	Mental Health Research Grants		465,421	
Direct	5R01MH119384-05	93.242	Mental Health Research Grants		179,823	
Direct	5R01MH120589-04	93.242	Mental Health Research Grants		1,333,227	50,763
Direct	5R01MH122473-04	93.242	Mental Health Research Grants		486,131	
Direct	5R01MH122749-05	93.242	Mental Health Research Grants		521,970	
Direct	5R01MH123634-04	93.242	Mental Health Research Grants		1,416,145	206,347
Direct	5R01MH123661-04	93.242	Mental Health Research Grants		453,204	
Direct	5R01MH124687-04	93.242	Mental Health Research Grants		316,809	
Direct	5R01MH127548-03	93.242	Mental Health Research Grants		537,386	115,059
Direct	5R01MH128177-03	93.242	Mental Health Research Grants		604,536	
Direct	5R01MH129300-02	93.242	Mental Health Research Grants		484,769	
Direct	5R01MH129320-02	93.242	Mental Health Research Grants		484,714	103,128
Direct	5R01MH129370-02	93.242	Mental Health Research Grants		527,614	
Direct	5R01MH130177-03	93.242	Mental Health Research Grants		1,175,405	679,175
Direct	5R01NR016705-05 (revised)	93.361	Nursing Research		32,908	
Direct	5R01NR020539-03	93.361	Nursing Research		561,766	128,632
Direct	5R01NS035192-21 revised	93.853	Extramural Research Programs in the Neurosciences and Neurological Disorders		18,861	
Direct	5R01NS037019-23	93.853	Extramural Research Programs in the Neurosciences and Neurological Disorders		310,646	
Direct	5R01NS038836-24 NCE	93.853	Extramural Research Programs in the Neurosciences and Neurological Disorders		23,866	
Direct	5R01NS045873-13	93.853	Extramural Research Programs in the Neurosciences and Neurological Disorders		134,414	

See accompanying Notes to Schedule of Expenditures of Federal Awards.

**UNIVERSITY OF MINNESOTA
SCHEDULE OF EXPENDITURES OF FEDERAL AWARDS (CONTINUED)
YEAR ENDED JUNE 30, 2024**

Cluster, Agency, Subagency, Direct/Pass-through, Pass-through Entity	Award #	ALN#	ALN Program Title	COVID-19	Federal Expenditures	Subrecipient Expenditures
Direct	5R01NS058945-14	93.853	Extramural Research Programs in the Neurosciences and Neurological Disorders		\$ 572,854	\$ -
Direct	5R01NS086312-10	93.853	Extramural Research Programs in the Neurosciences and Neurological Disorders		520,112	183,491
Direct	5R01NS099178-05	93.853	Extramural Research Programs in the Neurosciences and Neurological Disorders		(1,738)	
Direct	5R01NS104071-05 nce	93.853	Extramural Research Programs in the Neurosciences and Neurological Disorders		40,492	
Direct	5R01NS105689-05 NCE	93.853	Extramural Research Programs in the Neurosciences and Neurological Disorders		169,552	
Direct	5R01NS108686-05 NCE	93.853	Extramural Research Programs in the Neurosciences and Neurological Disorders		354,653	
Direct	5R01NS109077-04	93.853	Extramural Research Programs in the Neurosciences and Neurological Disorders		426,454	
Direct	5R01NS109498-02	93.853	Extramural Research Programs in the Neurosciences and Neurological Disorders		371,694	251,101
Direct	5R01NS110613-05	93.853	Extramural Research Programs in the Neurosciences and Neurological Disorders		570,935	
Direct	5R01NS110694-05	93.853	Extramural Research Programs in the Neurosciences and Neurological Disorders		345,207	
Direct	5R01NS111028-04	93.853	Extramural Research Programs in the Neurosciences and Neurological Disorders		379,567	
Direct	5R01NS112518-05	93.853	Extramural Research Programs in the Neurosciences and Neurological Disorders		488,708	
Direct	5R01NS115180-04	93.853	Extramural Research Programs in the Neurosciences and Neurological Disorders		349,628	
Direct	5R01NS115438-05	93.853	Extramural Research Programs in the Neurosciences and Neurological Disorders		587,427	359,242
Direct	5R01NS117822-04	93.853	Extramural Research Programs in the Neurosciences and Neurological Disorders		749,348	
Direct	5R01NS118330-04	93.853	Extramural Research Programs in the Neurosciences and Neurological Disorders		626,098	121,339
Direct	5R01NS118538-04	93.853	Extramural Research Programs in the Neurosciences and Neurological Disorders		412,825	223,121
Direct	5R01NS124065-03	93.853	Extramural Research Programs in the Neurosciences and Neurological Disorders	COVID-19	899,828	404,546
Direct	5R01NS124814-02	93.853	Extramural Research Programs in the Neurosciences and Neurological Disorders		658,851	
Direct	5R01NS125437-03	93.853	Extramural Research Programs in the Neurosciences and Neurological Disorders		478,746	156,748
Direct	5R01NS126166-03	93.853	Extramural Research Programs in the Neurosciences and Neurological Disorders		441,319	
Direct	5R01NS127902-02	93.853	Extramural Research Programs in the Neurosciences and Neurological Disorders		392,997	
Direct	5R01TW010651-05	93.989	International Research and Research Training		93,482	89,520
Direct	5R03AG072215-02	93.866	Aging Research		76,865	20,959
Direct	5R03CA269701-02	93.396	Cancer Biology Research		38,854	
Direct	5R03DE031337-02	93.121	Oral Diseases and Disorders Research		200,079	
Direct	5R03HD107126-02	93.865	Child Health and Human Development Extramural Research		826	
Direct	5R03HD107135-02	93.865	Child Health and Human Development Extramural Research		36,915	9,655
Direct	5R03HD110681-02	93.865	Child Health and Human Development Extramural Research		54,985	
Direct	5R13ES034643-02	93.143	NIEHS Superfund Hazardous Substances_Basic Research and Education		13,000	
Direct	5R21AG071908-02	93.866	Aging Research		290,271	37,178
Direct	5R21AG077099-02	93.866	Aging Research		65,335	
Direct	5R21AG078638-02	93.866	Aging Research		144,168	
Direct	5R21AG078690-02	93.866	Aging Research		122,868	
Direct	5R21AG080744-02	93.866	Aging Research		211,649	24,483
Direct	5R21AI148328-02	93.855	Allergy and Infectious Diseases Research		19,405	
Direct	5R21AI149395-02	93.855	Allergy and Infectious Diseases Research		(11)	
Direct	5R21AI150303-02 REVISED	93.855	Allergy and Infectious Diseases Research		65,584	
Direct	5R21AI151427-02	93.855	Allergy and Infectious Diseases Research		(5,082)	
Direct	5R21AI151595-02	93.855	Allergy and Infectious Diseases Research		68,644	
Direct	5R21AI154527- NCE	93.855	Allergy and Infectious Diseases Research		85,438	

See accompanying Notes to Schedule of Expenditures of Federal Awards.

**UNIVERSITY OF MINNESOTA
SCHEDULE OF EXPENDITURES OF FEDERAL AWARDS (CONTINUED)
YEAR ENDED JUNE 30, 2024**

Cluster, Agency, Subagency, Direct/Pass-through, Pass-through Entity	Award #	ALN#	ALN Program Title	COVID-19	Federal Expenditures	Subrecipient Expenditures
Direct	5R21AI158019-02	93.855	Allergy and Infectious Diseases Research	COVID-19	\$ 152,155	\$ -
Direct	5R21AI159460-02	93.855	Allergy and Infectious Diseases Research		91,036	
Direct	5R21AI163580-02	93.855	Allergy and Infectious Diseases Research		69,240	
Direct	5R21AI166065-02	93.855	Allergy and Infectious Diseases Research	COVID-19	201,666	
Direct	5R21AI166163-02 NCE	93.855	Allergy and Infectious Diseases Research		234,631	
Direct	5R21AI166564-02	93.855	Allergy and Infectious Diseases Research		198,557	144,086
Direct	5R21AI168668-02	93.855	Allergy and Infectious Diseases Research		251,273	
Direct	5R21AI168777-02	93.855	Allergy and Infectious Diseases Research		131,070	
Direct	5R21AI177019-02	93.855	Allergy and Infectious Diseases Research		120,975	
Direct	5R21AR078400-02	93.846	Arthritis, Musculoskeletal and Skin Diseases Research		19,764	
Direct	5R21AR079033-02	93.846	Arthritis, Musculoskeletal and Skin Diseases Research		273,802	
Direct	5R21AR079236-02	93.846	Arthritis, Musculoskeletal and Skin Diseases Research		75,112	
Direct	5R21AR082564-02	93.846	Arthritis, Musculoskeletal and Skin Diseases Research		111,200	
Direct	5R21CA256749-02	93.393	Cancer Cause and Prevention Research		20,963	16,765
Direct	5R21CA259718-02 NCE	93.395	Cancer Treatment Research		65,695	26,890
Direct	5R21CA261078-02	93.393	Cancer Cause and Prevention Research		93,623	61,832
Direct	5R21CA261734-03	93.395	Cancer Treatment Research		188,829	
Direct	5R21CA267707-02	93.395	Cancer Treatment Research		203,446	
Direct	5R21DA046188-02	93.279	Drug Abuse and Addiction Research Programs		(276)	
Direct	5R21DA052568-02	93.279	Drug Abuse and Addiction Research Programs		138,336	
Direct	5R21DA056728-02	93.279	Drug Abuse and Addiction Research Programs		224,054	
Direct	5R21DC019184-03	93.173	Research Related to Deafness and Communication Disorders		203,061	108,952
Direct	5R21DC019409-03	93.173	Research Related to Deafness and Communication Disorders		248,593	
Direct	5R21DC020788-03	93.173	Research Related to Deafness and Communication Disorders		198,282	
Direct	5R21DE029276-02	93.121	Oral Diseases and Disorders Research		(454)	
Direct	5R21DE029289-02	93.121	Oral Diseases and Disorders Research		1,495	
Direct	5R21DE029337-02	93.121	Oral Diseases and Disorders Research		6,730	
Direct	5R21DE029601-02	93.121	Oral Diseases and Disorders Research		16,013	
Direct	5R21DK122832-02 NCE	93.847	Diabetes, Digestive, and Kidney Diseases Extramural Research		(75)	
Direct	5R21DK128663-02 NCE	93.847	Diabetes, Digestive, and Kidney Diseases Extramural Research		133,936	
Direct	5R21EB028369-03 REVISED	93.286	Health		80,249	
Direct	5R21EY031868-02	93.867	Vision Research		212,696	
Direct	5R21EY033932-02	93.867	Vision Research		233,020	
Direct	5R21HD101075-02	93.865	Child Health and Human Development Extramural Research		24,425	15,651
Direct	5R21HD102770-02	93.865	Child Health and Human Development Extramural Research		3,255	
Direct	5R21HD105297-02	93.865	Child Health and Human Development Extramural Research		157,921	
Direct	5R21HD108731-02	93.865	Child Health and Human Development Extramural Research		102,879	
Direct	5R21HG011251-02	93.172	Human Genome Research		112,061	
Direct	5R21MD018469-02	93.307	Minority Health and Health Disparities Research		103,175	
Direct	5R21MH119417-02	93.242	Mental Health Research Grants		22,541	
Direct	5R21MH122193-02	93.242	Mental Health Research Grants		10,774	
Direct	5R21MH127607-02	93.242	Mental Health Research Grants		337,877	
Direct	5R21NR019676-02	93.361	Nursing Research		43,879	19,279
Direct	5R21NS118499-02	93.853	Extramural Research Programs in the Neurosciences and Neurological Disorders		105,915	
Direct	5R21OD028758-02	93.351	Research Infrastructure Programs		14,848	
Direct	5R21TR003941-02 REVISED	93.350	National Center for Advancing Translational Sciences		61,598	
Direct	5R21TW012390-02	93.989	International Research and Research Training		208,923	45,441
Direct	5R24OD023041-07	93.351	Research Infrastructure Programs		654,842	348,647
Direct	5R24OD028444-04 NCE	93.351	Research Infrastructure Programs		459,766	
Direct	5R24OD034063-02	93.351	Research Infrastructure Programs		746,677	68,785
Direct	5R25CA200508-08	93.398	Cancer Research Manpower		182,017	
Direct	5R25CA250987-04	93.398	Cancer Research Manpower		476,249	
Direct	5R25DA038880-07	93.279	Drug Abuse and Addiction Research Programs		102,125	
Direct	5R25DA039074-08	93.279	Drug Abuse and Addiction Research Programs		78,790	
Direct	5R25DA057802-02	93.279	Drug Abuse and Addiction Research Programs		228,285	
Direct	5R25DE032529-02	93.121	Oral Diseases and Disorders Research		108,451	
Direct	5R25ES023595-08 REVISED	93.143	NIEHS Superfund Hazardous Substances_Basic Research and Education		2,876	
Direct	5R25ES033035-03	93.143	NIEHS Superfund Hazardous Substances_Basic Research and Education		235,273	106,655
Direct	5R25HG012322-03	93.172	Human Genome Research		164,921	

See accompanying Notes to Schedule of Expenditures of Federal Awards.

**UNIVERSITY OF MINNESOTA
SCHEDULE OF EXPENDITURES OF FEDERAL AWARDS (CONTINUED)
YEAR ENDED JUNE 30, 2024**

Cluster, Agency, Subagency, Direct/Pass-through, Pass-through Entity	Award #	ALN#	ALN Program Title	COVID-19	Federal Expenditures	Subrecipient Expenditures
Direct	5R25HL088728-15	93.837	Cardiovascular Diseases Research		\$ 115,966	\$ -
Direct	5R25NS117356-04	93.853	Extramural Research Programs in the Neurosciences and Neurological Disorders		424,060	
Direct	5R33AT009110-05	93.213	Research and Training in Complementary and Integrative Health		36,947	
Direct	5R33CA246363-03 NCE	93.394	Cancer Detection and Diagnosis Research		108,309	
Direct	5R33CA272331-02	93.396	Cancer Biology Research		294,776	
Direct	5R33DA046084-05	93.279	Drug Abuse and Addiction Research Programs		161,392	
Direct	5R33DA049386-05	93.279	Drug Abuse and Addiction Research Programs		358,579	22,687
Direct	5R33HL151978-03/3R33HL151978-03S1/03S2	93.837	Cardiovascular Diseases Research		755,776	64,791
Direct	5R34AR081536-02	93.846	Arthritis, Musculoskeletal and Skin Diseases Research		217,340	
Direct	5R34AT011209-02	93.213	Research and Training in Complementary and Integrative Health		72,111	
Direct	5R34MH124690-03	93.242	Mental Health Research Grants		122,427	
Direct	5R35GM118029-08	93.859	Biomedical Research and Research Training		344,716	
Direct	5R35GM118047-08	93.859	Biomedical Research and Research Training		752,114	
Direct	5R35GM118079-05	93.859	Biomedical Research and Research Training		(3,113)	
Direct	5R35GM119483-08	93.859	Biomedical Research and Research Training		364,760	
Direct	5R35GM124896-05	93.859	Biomedical Research and Research Training		(2,117)	
Direct	5R35GM126974-05 Revised	93.859	Biomedical Research and Research Training		316,020	
Direct	5R35GM127097-04	93.859	Biomedical Research and Research Training		9,747	
Direct	5R35GM128716-04 Revised	93.859	Biomedical Research and Research Training		(5,550)	
Direct	5R35GM130353-05	93.859	Biomedical Research and Research Training		754,444	
Direct	5R35GM131688-05	93.859	Biomedical Research and Research Training		161,936	
Direct	5R35GM131721-03	93.859	Biomedical Research and Research Training		315,069	
Direct	5R35GM133475-05	93.859	Biomedical Research and Research Training		371,536	
Direct	5R35GM133487-05	93.859	Biomedical Research and Research Training		276,072	
Direct	5R35GM137950-05	93.859	Biomedical Research and Research Training		568,638	
Direct	5R35GM140837-04	93.859	Biomedical Research and Research Training		414,157	
Direct	5R35GM140881-03	93.859	Biomedical Research and Research Training		378,382	
Direct	5R35GM141853-04	93.859	Biomedical Research and Research Training		454,331	
Direct	5R35GM142695-03	93.859	Biomedical Research and Research Training		816,645	
Direct	5R35GM144029-03	93.859	Biomedical Research and Research Training		503,664	
Direct	5R35GM145290-02	93.859	Biomedical Research and Research Training		711,260	
Direct	5R35GM145298-03	93.859	Biomedical Research and Research Training		394,604	
Direct	5R35GM146837-02	93.859	Biomedical Research and Research Training		432,614	
Direct	5R35GM146904-02	93.859	Biomedical Research and Research Training		442,044	
Direct	5R35GM146957-03	93.859	Biomedical Research and Research Training		478,171	
Direct	5R35HL139853-05	93.837	Cardiovascular Diseases Research		804,024	15,034
Direct	5R35NS127248-02	93.853	Extramural Research Programs in the Neurosciences and Neurological Disorders		855,185	
Direct	5R37AA009367-30	93.273	Alcohol Research Programs		332,999	
Direct	5R37AI034495-31	93.855	Allergy and Infectious Diseases Research		625,077	91,618
Direct	5R37AI064046-17 Revised	93.855	Allergy and Infectious Diseases Research		(566)	
Direct	5R37CA240846-05	93.396	Cancer Biology Research		340,238	
Direct	5R37CA276345-02	93.393	Cancer Cause and Prevention Research		618,650	
Direct	5R37MH125829-03	93.242	Mental Health Research Grants		748,674	362,291
Direct	5R37NS077657-11	93.853	Extramural Research Programs in the Neurosciences and Neurological Disorders		806,806	
Direct	5R50CA211256-09	93.394	Cancer Detection and Diagnosis Research		223,759	
Direct	5R61AG078520-02	93.866	Aging Research		339,930	12,073
Direct	5R61AT010712-02	93.213	Research and Training in Complementary and Integrative Health		23,619	
Direct	5R61MH122634-02 REVISED	93.242	Mental Health Research Grants		972,837	
Direct	5R90DE023058-11	93.121	Oral Diseases and Disorders Research		3,910	
Direct	5RL1HD107782-03	93.865	Child Health and Human Development Extramural Research		164,919	
Direct	5T32AG029796-15	93.866	Aging Research		(39,844)	
Direct	5T32AG029796-16	93.866	Aging Research		511,265	
Direct	5T32AI055433-19	93.855	Allergy and Infectious Diseases Research		335,010	
Direct	5T32AI083196-14	93.855	Allergy and Infectious Diseases Research		204,927	
Direct	5T32AR007612-23	93.846	Arthritis, Musculoskeletal and Skin Diseases Research		651,128	
Direct	5T32CA009138-49	93.398	Cancer Research Manpower		519,388	
Direct	5T32CA099936-19	93.398	Cancer Research Manpower		170,316	
Direct	5T32CA163184-12	93.398	Cancer Research Manpower		322,190	
Direct	5T32DA007097-40	93.279	Drug Abuse and Addiction Research Programs		(108)	
Direct	5T32DA037183-05	93.279	Drug Abuse and Addiction Research Programs		4,554	

See accompanying Notes to Schedule of Expenditures of Federal Awards.

**UNIVERSITY OF MINNESOTA
SCHEDULE OF EXPENDITURES OF FEDERAL AWARDS (CONTINUED)
YEAR ENDED JUNE 30, 2024**

Cluster, Agency, Subagency, Direct/Pass-through, Pass-through Entity	Award #	ALN#	ALN Program Title	COVID-19	Federal Expenditures	Subrecipient Expenditures
Direct	5T32DA037183-10	93.279	Drug Abuse and Addiction Research Programs		\$ 283,626	\$ -
Direct	5T32DA050560-04	93.279	Drug Abuse and Addiction Research Programs		256,672	
Direct	5T32DK065519-19	93.847	Diabetes, Digestive, and Kidney Diseases Extramural Research		181,197	
Direct	5T32DK083250-14	93.847	Diabetes, Digestive, and Kidney Diseases Extramural Research		372,632	
Direct	5T32EY025187-07	93.867	Vision Research		128,479	
Direct	5T32GM008244-36	93.859	Biomedical Research and Research Training		882,334	
Direct	5T32GM008347-30	93.859	Biomedical Research and Research Training		2,797	
Direct	5T32GM132063-04	93.859	Biomedical Research and Research Training		322,371	
Direct	5T32GM140936-04	93.859	Biomedical Research and Research Training		168,782	
Direct	5T32HD095134-05	93.865	Child Health and Human Development Extramural Research		341,514	
Direct	5T32HL007062-47	93.839	Blood Diseases and Resources Research		464,557	
Direct	5T32HL007741-29	93.837	Cardiovascular Diseases Research		634,065	
Direct	5T32HL007779-30	93.837	Cardiovascular Diseases Research		410,190	
Direct	5T32HL144472-05	93.837	Cardiovascular Diseases Research		284,048	
Direct	5T32MH015755-43	93.242	Mental Health Research Grants		5,517	
Direct	5T32MH082761-15	93.242	Mental Health Research Grants		215,186	101,395
Direct	5T32MH115886-05	93.242	Mental Health Research Grants		95,826	
Direct	5T32OD010993-20	93.351	Research Infrastructure Programs		247,771	
Direct	5T35A118620-08	93.855	Allergy and Infectious Diseases Research		35,447	
Direct	5T90DE022732-12	93.121	Oral Diseases and Disorders Research		63,562	
Direct	5TL1TR002493-05 REVISED	93.350	National Center for Advancing Translational Sciences		38,731	
Direct	5U01AA030164-01	93.273	Alcohol Research Programs		458,116	
Direct	5U01AG058719-05	93.866	Aging Research		1,133,275	364,651
Direct	5U01AG073079-03	93.866	Aging Research		495,827	
Direct	5U01AG076929-02	93.866	Aging Research		451,966	20,823
Direct	5U01AI125003-NCE	93.855	Allergy and Infectious Diseases Research		126,463	155,520
Direct	5U01AI126322-09	93.855	Allergy and Infectious Diseases Research		1,584,284	394,013
Direct	5U01AI132904-06 Revised	93.855	Allergy and Infectious Diseases Research		(24,206)	103,360
Direct	5U01AI141981-05	93.855	Allergy and Infectious Diseases Research		489,979	221,778
Direct	5U01AI169587-03	93.855	Allergy and Infectious Diseases Research		2,238,735	1,430,682
Direct	5U01AI174978-02	93.855	Allergy and Infectious Diseases Research		489,379	125,729
Direct	5U01CA224160-03	93.353	21st Century Cures Act - Beau Biden Cancer Moonshot		48,516	
Direct	5U01DA041120-09 Revised	93.279	Drug Abuse and Addiction Research Programs		1,588,406	
Direct	5U01DA045523-02 REVISED	93.279	Drug Abuse and Addiction Research Programs		(1,620)	
Direct	5U01DA051993-04	93.279	Drug Abuse and Addiction Research Programs		502,783	262,912
Direct	5U01DA055371-03	93.279	Drug Abuse and Addiction Research Programs		1,325,066	26,434
Direct	5U01DK126300-04 & 3U01DK126300-04S1	93.847	Diabetes, Digestive, and Kidney Diseases Extramural Research		682,413	
Direct	5U01DK127367-04	93.847	Diabetes, Digestive, and Kidney Diseases Extramural Research		305,379	
Direct	5U01DK133097-02	93.847	Diabetes, Digestive, and Kidney Diseases Extramural Research		444,084	48,459
Direct	5U01EB025144-05 Revised	93.286	Health		341,620	115,723
Direct	5U01EB025153-05 Revised	93.286	Health		362,352	129,805
Direct	5U01EB026978-05	93.286	Health		591,951	57,264
Direct	5U01ES029603-04	93.113	Environmental Health		11,796	
Direct	5U01HD108779-03	93.865	Child Health and Human Development Extramural Research		405,821	53,438
Direct	5U01NS112125-05	93.853	Extramural Research Programs in the Neurosciences and Neurological Disorders		425,689	21,006
Direct	5U01NS124616-02	93.853	Extramural Research Programs in the Neurosciences and Neurological Disorders		622,919	
Direct	5U19AI174966-02	93.855	Allergy and Infectious Diseases Research		2,200,182	244,391
Direct	5U24DC020851-02	93.173	Research Related to Deafness and Communication Disorders		687,746	
Direct	5U24DK106786-09	93.847	Diabetes, Digestive, and Kidney Diseases Extramural Research		1,240,029	116,577
Direct	5U24HL151541-04	93.839	Blood Diseases and Resources Research		816,352	92,299
Direct	5U24NS100649-07	93.853	Extramural Research Programs in the Neurosciences and Neurological Disorders		269,560	11,807
Direct	5U2CE5026533-06	93.113	Environmental Health		1,368,123	458,371
Direct	5U45ES006184-33	93.142	NIEHS Hazardous Waste Worker Health and Safety Training		2,020,193	1,343,604
Direct	5U54AG076041-03	93.310	Trans-NIH Research Support		1,237,077	17,166
Direct	5U54AG079754-02	93.310	Trans-NIH Research Support		2,606,264	789,424
Direct	5U54AT012307-02 Revised	93.213	Research and Training in Complementary and Integrative Health		3,886,497	37,834
Direct	5U54CA210190-5	93.397	Cancer Centers Support Grants		73,080	

See accompanying Notes to Schedule of Expenditures of Federal Awards.

**UNIVERSITY OF MINNESOTA
SCHEDULE OF EXPENDITURES OF FEDERAL AWARDS (CONTINUED)
YEAR ENDED JUNE 30, 2024**

Cluster, Agency, Subagency, Direct/Pass-through, Pass-through Entity	Award #	ALN#	ALN Program Title	COVID-19	Federal Expenditures	Subrecipient Expenditures
Direct	SU54NS065768-14 revised	93.853	Extramural Research Programs in the Neurosciences and Neurological Disorders		\$ 636,257	\$ 153,356
Direct	SUG1HL069290-22 Revised	93.839	Blood Diseases and Resources Research		187,232	
Direct	SUG3NS107688-03 revised	93.853	Extramural Research Programs in the Neurosciences and Neurological Disorders		958,714	594,674
Direct	SUH3AT009651-05	93.213	Research and Training in Complementary and Integrative Health		180,542	
Direct	SUH3CA244687-05	93.353	21st Century Cures Act - Beau Biden Cancer Moonshot		687,338	
Direct	SUL1TR002494-05 REVISED	93.350	National Center for Advancing Translational Sciences		874	
Direct	SUM1TR004405-02	93.350	National Center for Advancing Translational Sciences		6,101,861	131,943
Direct	75N91022P00936 / Requisition 6368845	93.C11	Contract-Department of Health and Human Services-National Institutes of Health		19,079	
Direct	75N91023P00775	93.C11	Contract-Department of Health and Human Services-National Institutes of Health		29,000	
Direct	75N92020D00006 / 75N92020F00001	93.C11	Contract-Department of Health and Human Services-National Institutes of Health		599,233	
Direct	75N92020D00006/75N92021F00001	93.C11	Contract-Department of Health and Human Services-National Institutes of Health		256,693	
Direct	75N92022D00003 / T.O. 75N92022F00001	93.C11	Contract-Department of Health and Human Services-National Institutes of Health		1,093,576	
Direct	75N92023C00029	93.C11	Contract-Department of Health and Human Services-National Institutes of Health		17,639	
Direct	75N92023D00006/75N92023F00001	93.C11	Contract-Department of Health and Human Services-National Institutes of Health		390,723	
Direct	75N94021F00002	93.C11	Contract-Department of Health and Human Services-National Institutes of Health		22	
Direct	75N94021F00003	93.C11	Contract-Department of Health and Human Services-National Institutes of Health		71,396	
Direct	75N94022C00005	93.C11	Contract-Department of Health and Human Services-National Institutes of Health		801,878	
Direct	75N94022D00001/75N94022F00001 P00001	93.C11	Contract-Department of Health and Human Services-National Institutes of Health		19,519	
Direct	75N94022P00816 P00001 / 75N94024P00051	93.C11	Contract-Department of Health and Human Services-National Institutes of Health		113,656	
Direct	75N95019D00031/75N95019F00088 P00003	93.C11	Contract-Department of Health and Human Services-National Institutes of Health		(615)	
Direct	75N95021P00419-P00005	93.C11	Contract-Department of Health and Human Services-National Institutes of Health		126,054	
Direct	75N95022F00001 / 75N95019D00031	93.C11	Contract-Department of Health and Human Services-National Institutes of Health		815,916	
Direct	75N95022P00445 P00001	93.C11	Contract-Department of Health and Human Services-National Institutes of Health		36,056	
Direct	75N95D22P00109	93.C11	Contract-Department of Health and Human Services-National Institutes of Health		2,356	
Direct	7K01CA255417-04	93.398	Cancer Research Manpower		25,529	
Direct	7K01HL115534-06	93.837	Cardiovascular Diseases Research		(28)	
Direct	7K01HL164764-03	93.837	Cardiovascular Diseases Research		83,091	
Direct	7K08AI171176-02	93.855	Allergy and Infectious Diseases Research		70,423	
Direct	7K23HL159240-04	93.837	Cardiovascular Diseases Research		192,145	
Direct	7K23NS110470-06	93.853	Extramural Research Programs in the Neurosciences and Neurological Disorders		78,172	
Direct	7R01AI107121-09	93.855	Allergy and Infectious Diseases Research		313,109	
Direct	7R01AI134910-04	93.855	Allergy and Infectious Diseases Research		495,321	118,023
Direct	7R01CA233522-06	93.393	Cancer Cause and Prevention Research		351,058	34,434
Direct	7R01DC019660-03-and 03S1 MOD003	93.173	Research Related to Deafness and Communication Disorders		237,692	
Direct	7R01DE030377-03	93.121	Oral Diseases and Disorders Research		687,972	205,311
Direct	7R01EY027785-06	93.867	Vision Research		74,275	
Direct	7R01HL136759-05 NCE	93.837	Cardiovascular Diseases Research		180,454	6,522
Direct	7R01HL153026-04	93.838	Lung Diseases Research		521,573	
Direct	7R01NS050375-16	93.853	Extramural Research Programs in the Neurosciences and Neurological Disorders		(18,560)	
Direct	7R21CA261833-02 revised	93.393	Cancer Cause and Prevention Research		94,371	11,071
Direct	7R21DE030629-03	93.121	Oral Diseases and Disorders Research		123,572	
Direct	7R21EY032693-02 REVISED	93.867	Vision Research		62,187	
Direct	7R21EY033522-03	93.867	Vision Research		72,694	

See accompanying Notes to Schedule of Expenditures of Federal Awards.

**UNIVERSITY OF MINNESOTA
SCHEDULE OF EXPENDITURES OF FEDERAL AWARDS (CONTINUED)
YEAR ENDED JUNE 30, 2024**

Cluster, Agency, Subagency, Direct/Pass-through, Pass-through Entity	Award #	ALN#	ALN Program Title	COVID-19	Federal Expenditures	Subrecipient Expenditures
Direct	7R21HD107468-02	93.865	Child Health and Human Development Extramural Research		\$ 32,861	\$ -
Direct	7R35GM128906-05	93.859	Biomedical Research and Research Training		112,392	
Direct	7R35GM133566-06	93.859	Biomedical Research and Research Training		16,237	
Direct	7R35GM137893-05	93.859	Biomedical Research and Research Training		15,257	
Direct	7RF1AG048923-07	93.866	Aging Research		349,957	92,521
Direct	8K12AR084223-18/3K12AR084223-18S1	93.846	Arthritis, Musculoskeletal and Skin Diseases Research		735,002	
Direct	9R01NS132277-20	93.853	Extramural Research Programs in the Neurosciences and Neurological Disorders		488,028	
Direct	9U01AT010326-08S1	93.213	Research and Training in Complementary and Integrative Health		425,449	328,683
Direct	HHSN268201800061 P02	93.C11	Contract-Department of Health and Human Services-National Institutes of Health		15,743	
Direct	HHSN2712017000081/75N95020F00001 P04	93.C11	Contract-Department of Health and Human Services-National Institutes of Health		74,861	59,527
Direct	HHSN2752013000231 / HHSN27500011 Am0004	93.C11	Contract-Department of Health and Human Services-National Institutes of Health		42,050	
Direct	HHSN2752013000231 / HHSN27500017	93.C11	Contract-Department of Health and Human Services-National Institutes of Health		363,030	
Direct	HHSN2752018000041 / HHSN27500002	93.C11	Contract-Department of Health and Human Services-National Institutes of Health		71,575	
Direct	HHSN2752018000041/75N94020F00005 P00002	93.C11	Contract-Department of Health and Human Services-National Institutes of Health		74,589	
Direct	HHSN2752018000041/75N94022F00001	93.C11	Contract-Department of Health and Human Services-National Institutes of Health		363,657	
Direct	R01DK136538-01 Revised	93.847	Diabetes, Digestive, and Kidney Diseases Extramural Research		207,986	
Direct	R01GM126002-03s1	93.859	Biomedical Research and Research Training		74,582	
Direct	U01HL139471-01	93.837	Cardiovascular Diseases Research		9,810	
Direct	UG3CA265791-02 revised	93.393	Cancer Cause and Prevention Research		424,796	193,336
Passthrough:						
Ability Interactive LLC	1 Amendment 1	93.866	Aging Research		28,010	
Ability Interactive LLC	CON-99006 R41AG080965	93.866	Aging Research		99,556	
Advanced Medical Electronics Corporation	AME20-SmartWatch2-11	93.866	Aging Research		54,346	
Advanced Medical Electronics Corporation	AME22-FeedingTube1-03 Amd 1	93.307	Minority Health and Health Disparities Research		51,567	
AdvancedCPR Solutions LLC	CON-86202 R44HL139184	93.837	Cardiovascular Diseases Research		70,694	
Albert Einstein College of Medicine	31151A (CORE A) Am4/ P0925811	93.866	Aging Research		(3,563)	
Albert Einstein College of Medicine	311945 / P0957520/P0985407 Amendment 2	93.865	Child Health and Human Development Extramural Research		22,002	
Albert Einstein College of Medicine	312281	93.866	Aging Research		1,621	
Albert Einstein College of Medicine	31246B (CORE A) 2U19AG056278-07A1	93.866	Aging Research		23,616	
Albert Einstein College of Medicine	31246D (Core B) / PO 994941	93.866	Aging Research		38,341	
Albert Einstein College of Medicine	31246F (PROJECT 1) / PO 990556	93.866	Aging Research		122,123	
Albert Einstein College of Medicine	31246I (PROJECT 3) 2U19AG056278 P0982494	93.866	Aging Research		322,490	
Albert Einstein College of Medicine	31246J (PROJECT 4) 2U19AG056278-07A1	93.866	Aging Research		295,107	
Albert Einstein College of Medicine	331148A / P0922970 Amd 6	93.837	Cardiovascular Diseases Research		112,934	
Albert Einstein College of Medicine	P0986203 (prev P0941648)	93.853	Extramural Research Programs in the Neurosciences and Neurological Disorders		291,346	
Allen Institute	2021-0531 Amd 2	93.853	Extramural Research Programs in the Neurosciences and Neurological Disorders		155,967	
Alliance for Clinical Trials in Oncology	AZ22004	93.U01	Unid CFDA-Department of Health and Human Services-NIH		27,657	
Alliance for Clinical Trials in Oncology	NCI Protocol #: NCICOVID	93.865	Child Health and Human Development Extramural Research	COVID-19	28,050	
American Gastroenterological Association	Amd 2	93.855	Allergy and Infectious Diseases Research		17,333	
Ann & Robert H Lurie Children's Hospital	Subaward No. 901645-UMN	93.847	Diabetes, Digestive, and Kidney Diseases Extramural Research		38,946	
Ann & Robert H Lurie Children's Hospital	Subaward No. A23-0083-S002 Amd 03	93.847	Diabetes, Digestive, and Kidney Diseases Extramural Research		177,429	
Applied Universal Dynamics Corporation	AUD20-LoStItems-02 Am 4	93.866	Aging Research		16,091	
Applied Universal Dynamics Corporation	AUD22-3DPrinting-02 Am 1	93.853	Extramural Research Programs in the Neurosciences and Neurological Disorders		204,092	
Arizona State University	ASUB00000004 Am 3	93.859	Biomedical Research and Research Training		1,753	
Arizona State University	ASUB00000539 Amendment 04	93.351	Research Infrastructure Programs		154,854	
Arizona State University	ASUB00000603	93.394	Cancer Detection and Diagnosis Research		190,449	
Arizona State University	ASUB00000957 Amd 04	93.866	Aging Research		55,752	
Arizona State University	ASUB00001350	93.866	Aging Research		30,175	
Arkansas Children's Research Institute	ACRI Project # 034146-0 Amendment 2	93.855	Allergy and Infectious Diseases Research		(10,115)	
Arkansas Children's Research Institute	ACRI Project #034152-28	93.855	Allergy and Infectious Diseases Research		4,321	
Aster Labs Inc	AL19-NIHLOSTDENTURESPIII-04	93.121	Oral Diseases and Disorders Research		17,248	
Atrium Health Inc	A23-0019-S002	93.121	Oral Diseases and Disorders Research		371,095	

See accompanying Notes to Schedule of Expenditures of Federal Awards.

**UNIVERSITY OF MINNESOTA
SCHEDULE OF EXPENDITURES OF FEDERAL AWARDS (CONTINUED)
YEAR ENDED JUNE 30, 2024**

Cluster, Agency, Subagency, Direct/Pass-through, Pass-through Entity	Award #	ALN#	ALN Program Title	COVID-19	Federal Expenditures	Subrecipient Expenditures
Augusta University	36350-23	93.847	Diabetes, Digestive, and Kidney Diseases Extramural Research		\$ 26,775	\$ -
Augusta University	37845-3 Am 1	93.866	Aging Research		95,224	
Augusta University	38484-1	93.837	Cardiovascular Diseases Research		28,434	
Axle Informatics Inc	NCATS_STSS2.0_TO20_SUB_UMN_011 REV	93.C11	Contract-Department of Health and Human Services-National Institutes of Health	COVID-19	50,000	
Axle Informatics Inc	S4102-052022 SOW 1	93.C11	Contract-Department of Health and Human Services-National Institutes of Health		201,663	
Baylor College of Medicine	7000001311 Amendment 3	93.853	Extramural Research Programs in the Neurosciences and Neurological Disorders		61,691	
Baylor College of Medicine	MH125377	93.242	Mental Health Research Grants		33,706	
Baylor College of Medicine	P700000956	93.279	Drug Abuse and Addiction Research Programs		22,817	
Baylor College of Medicine	PO # 700000799 - Amd 04	93.393	Cancer Cause and Prevention Research		63,023	
Benaroya Research Inst at Virginia Mason	BRI Subaward No. FY23ITN582	93.855	Allergy and Infectious Diseases Research		5,727	
Benaroya Research Inst at Virginia Mason	BRI Subcontract #FY19 ITN265 Amd 06	93.855	Allergy and Infectious Diseases Research		(1,889)	
Benaroya Research Inst at Virginia Mason	FY21ITN282 Amd 11	93.855	Allergy and Infectious Diseases Research		58,596	
Benaroya Research Inst at Virginia Mason	FY22ITN362/FY20ITN362 Amd 03	93.855	Allergy and Infectious Diseases Research		146,298	
Benten Technologies Inc	NIMHD-UM009-2020	93.307	Minority Health and Health Disparities Research		2,176	
Beth Israel Deaconess Medical Center	01063528	93.837	Cardiovascular Diseases Research		106,411	
Beth Israel Deaconess Medical Center	01063617	93.837	Cardiovascular Diseases Research		57,010	
Boise State University	8424-PO138231-Amd #3	93.242	Mental Health Research Grants		22,817	
Boston Children's Hospital	CEIRR	93.C11	Contract-Department of Health and Human Services-National Institutes of Health		1,000	
Boston Children's Hospital	GENFD0002240265 Amendment 3	93.393	Cancer Cause and Prevention Research		37,201	
Boston Children's Hospital	GENFD0002242264 Amd 3	93.839	Blood Diseases and Resources Research		110,209	
Boston Children's Hospital	PO#GENFD0002038243 amd 1	93.855	Allergy and Infectious Diseases Research		10,772	
Boston Children's Hospital	Subaward No. GENFD0002257448 Amendment 9	93.837	Cardiovascular Diseases Research		329,858	
Boston University	4500004976	93.866	Aging Research		6,170	
Brandeis University	GR404243_UMinn	93.865	Child Health and Human Development Extramural Research		1,027	
Brigham and Women's Hospital	122799 Amd 01	93.837	Cardiovascular Diseases Research		124,026	
Brigham and Women's Hospital	125298	93.866	Aging Research		227,979	
Brigham and Women's Hospital	126256 Amd 04	93.838	Lung Diseases Research	COVID-19	16,836	
Brigham and Women's Hospital	CON-60209 Various NCI U10 Federal Grants	93.C11	Contract-Department of Health and Human Services-National Institutes of Health		549	
Brigham and Women's Hospital	PROTOCOL EAY131 - MATCH / 2015CG094	93.C11	Contract-Department of Health and Human Services-National Institutes of Health		4,255	
Brigham and Women's Hospital	Subaward No. 127978 Amendment 1	93.865	Child Health and Human Development Extramural Research		86,159	
Brown University	00001383	93.866	Aging Research		57,454	
Brown University	00001473	93.866	Aging Research		(2,024)	
Brown University	00002120	93.866	Aging Research		2,127	
Brown University	Subaward 00001961	93.393	Cancer Cause and Prevention Research		91,630	
California Institute of Technology	S408387-04	93.865	Child Health and Human Development Extramural Research		92,861	
California Pacific Medical Center	280201024-S281	93.866	Aging Research		142,626	
Carolinas Healthcare System	13100310395 (A22-0011-5002)	93.121	Oral Diseases and Disorders Research		(819)	
Carolinas Healthcare System	13100310608(A21-0106-S004)PO ATR10515521	93.121	Oral Diseases and Disorders Research		16,284	
Case Western Reserve University	RES513069 Am4	93.837	Cardiovascular Diseases Research		935	
Case Western Reserve University	RES601176 Am 1	93.396	Cancer Biology Research		66,115	
Case Western Reserve University	RES601753/RES600204-Amendment #2	93.847	Diabetes, Digestive, and Kidney Diseases Extramural Research		131,634	
Cedars-Sinai Medical Center	1881129 Amendment 3	93.837	Cardiovascular Diseases Research		61,972	
Cedars-Sinai Medical Center	1950913 Amd 2	93.853	Extramural Research Programs in the Neurosciences and Neurological Disorders		58,626	
Center for Veterans Research & Education	F10058-04	93.361	Nursing Research		93,938	
Center for Veterans Research & Education	F10058-05 rev	93.361	Nursing Research		34,275	
Children's Hospital Los Angeles	000014266-C Mod 3	93.242	Mental Health Research Grants		131,381	
Children's Hospital Los Angeles	PBMTC Study NMD 1801 Amendment 1	93.855	Allergy and Infectious Diseases Research		6,563	
Children's Hospitals & Clinics of MN	06/30/24Subaward No. Gordon2023	93.395	Cancer Treatment Research		105,961	
Children's Research Institute	Subaward No. 30005547-06 Amendment 4	93.865	Child Health and Human Development Extramural Research		65,322	
Cincinnati Children's Hospital Med Ctr	OS00000388/315648 / OS00000405AM1/315648	93.838	Lung Diseases Research		238,391	
Cincinnati Children's Hospital Med Ctr	Subaward #OS00000012/Amendment 2	93.838	Lung Diseases Research		91,051	
Cleveland Clinic	1397-SUB Amd 2	93.847	Diabetes, Digestive, and Kidney Diseases Extramural Research		683	
Cleveland Clinic	CCF22006005 Amd 1	93.839	Blood Diseases and Resources Research		(469)	
Cleveland Clinic	CCF22012495 Amd 1	93.839	Blood Diseases and Resources Research		6,935	

See accompanying Notes to Schedule of Expenditures of Federal Awards.

**UNIVERSITY OF MINNESOTA
SCHEDULE OF EXPENDITURES OF FEDERAL AWARDS (CONTINUED)
YEAR ENDED JUNE 30, 2024**

Cluster, Agency, Subagency, Direct/Pass-through, Pass-through Entity	Award #	ALN#	ALN Program Title	COVID-19	Federal Expenditures	Subrecipient Expenditures
Columbia University	1(GG014970-01)	93.279	Drug Abuse and Addiction Research Programs		\$ 12,400	\$ -
Columbia University	2(GG017317-01) SAPO G17814	93.307	Minority Health and Health Disparities Research		11,904	
Columbia University	2(GG019236-01)	93.279	Drug Abuse and Addiction Research Programs		17,981	
Columbia University	331(GG015814-02) SAPO: G15508 Am 1	93.866	Aging Research		(242)	
Columbia University	4(GG017929-03) SAPO: G17857	93.838	Lung Diseases Research		180,745	
Columbia University	GG015353-03 (PO G16611)	93.866	Aging Research		52,100	
Columbia University	GG015997-03	93.838	Lung Diseases Research	COVID-19	337,347	
Coridea LLC	CORUMN-001	93.279	Drug Abuse and Addiction Research Programs		23,539	
Cornell University	138467-21023	93.307	Minority Health and Health Disparities Research		21,361	
Cutaneous Neurodiagnostics LLC	5R44NS127696-02 Amd 1	93.853	Extramural Research Programs in the Neurosciences and Neurological Disorders		2,060	
Dana-Farber Cancer Institute	Subaward No. 1295202 Amendment 1	93.389	National Center for Research Resources		749,702	19,124
Dartmouth College	R1358 Amd 04	93.855	Allergy and Infectious Diseases Research		293,852	
Daynamica Inc	Subaward #1 Amendment 2023_01	93.393	Cancer Cause and Prevention Research		2,699	
Dignity Health	24-500-283-10-09 ALS	93.853	Extramural Research Programs in the Neurosciences and Neurological Disorders		12,496	
Doheny Eye Institute	18554 UMN Amd 1 / PO 11825	93.867	Vision Research		164,540	
Drexel University	Subaward #: 900142 PO #: U0239348	93.866	Aging Research		27,465	
Duke University	303001811 / 303001910	93.855	Allergy and Infectious Diseases Research		99,616	
Duke University	303002207	93.855	Allergy and Infectious Diseases Research		17,910	
Duke University	303002479 (previous 303001092)	93.838	Lung Diseases Research		45,162	
Duke University	303003061	93.855	Allergy and Infectious Diseases Research		13,924	
Duke University	A031759 Amd 06	93.866	Aging Research		43,954	
Duke University	A031871	93.350	National Center for Advancing Translational Sciences		2,500	
Duke University	A031899 (A030405) NCE	93.847	Diabetes, Digestive, and Kidney Diseases Extramural Research		13,277	
Duke University	A033131	93.866	Aging Research		7,212	
Duke University	A03-3212 Amd 05	93.866	Aging Research		61,141	
Duke University	A034133 / 5R01CA256157-04	93.395	Cancer Treatment Research		212,330	
Duke University	A034574 - Amd 3	93.866	Aging Research		84,670	
Duke University	A034683-Amd 2	93.837	Cardiovascular Diseases Research		112,210	
Duke University	A03-5030	93.859	Biomedical Research and Research Training		51,837	
Duke University	Duke SPS No. 257758 Amendment 3	93.C11	Contract-Department of Health and Human Services-National Institutes of Health	COVID-19	2,577	
Duke University	Subaward No. 302000339	93.865	Child Health and Human Development Extramural Research		80,148	
Duke University	Subaward No. 3021904 Amendment 2	93.846	Arthritis, Musculoskeletal and Skin Diseases Research		2,390	
Duke University	WBSE: A034559, SPS:266338	93.350	National Center for Advancing Translational Sciences	COVID-19	1,081,038	59,000
Duke University	WBSE-A034260, SPS- 261113	93.855	Allergy and Infectious Diseases Research		55,610	
Dystonia Coalition	CON-99235 U54NS116025	93.853	Extramural Research Programs in the Neurosciences and Neurological Disorders		14,331	
East Carolina University	A19-0361-S002	93.837	Cardiovascular Diseases Research		28,097	
Ellison Institute LLC	SP-R01YR2Sub-Foo-SM	93.396	Cancer Biology Research		2,756	
Emory University	A011148	93.855	Allergy and Infectious Diseases Research		(338)	
Emory University	A140674	93.879	Medical Library Assistance		35,837	
Emory University	A493352	93.855	Allergy and Infectious Diseases Research		240,278	
Emory University	A575007/A684244	93.855	Allergy and Infectious Diseases Research		95	
Emory University	A642682	93.242	Mental Health Research Grants		65,430	
Emory University	A679552 Amd 1	93.855	Allergy and Infectious Diseases Research		309,793	
Emory University	A694123 formerly Subaward A572097 Amd 6	93.837	Cardiovascular Diseases Research		50,956	
Emory University	A719493 Am 1	93.855	Allergy and Infectious Diseases Research	COVID-19	210,105	
Emory University	A807689 Amendment 6	93.853	Extramural Research Programs in the Neurosciences and Neurological Disorders		382,979	
Emory University	A899086	93.855	Allergy and Infectious Diseases Research		296,800	
Emory University	A939310	93.855	Allergy and Infectious Diseases Research		89,736	
Emory University	Subaward # A674464 Amd 4	93.847	Diabetes, Digestive, and Kidney Diseases Extramural Research		2,000	
Excitant Therapeutics LLC	2R44EY032023 Amd 1	93.867	Vision Research		17,367	
Expanse Bio LLC	CON-107883 R44CA228758	93.866	Aging Research		59,035	
Expanse Bio LLC	EPO	93.865	Child Health and Human Development Extramural Research		9,193	
Fond Du Lac Band of Lake Superior Chippewa	CON-87923 S06GM142106	93.859	Biomedical Research and Research Training		15,382	
Fox Chase Cancer Center	1520000 Yr 01	93.855	Allergy and Infectious Diseases Research		75,636	
Fox Chase Cancer Center	1804100 Mod 3	93.C11	Contract-Department of Health and Human Services-National Institutes of Health		18,558	

See accompanying Notes to Schedule of Expenditures of Federal Awards.

**UNIVERSITY OF MINNESOTA
SCHEDULE OF EXPENDITURES OF FEDERAL AWARDS (CONTINUED)
YEAR ENDED JUNE 30, 2024**

Cluster, Agency, Subagency, Direct/Pass-through, Pass-through Entity	Award #	ALN#	ALN Program Title	COVID-19	Federal Expenditures	Subrecipient Expenditures
Fred Hutchinson Cancer Center	0001041477 Amd 05	93.855	Allergy and Infectious Diseases Research	COVID-19	\$ 2,258,422	\$ -
Fred Hutchinson Cancer Center	0001064624	93.837	Cardiovascular Diseases Research		59,605	
Fred Hutchinson Cancer Center	0001068352 / 226317-SA292 Amd 4	93.855	Allergy and Infectious Diseases Research	COVID-19	33,226	
Fred Hutchinson Cancer Center	0001109921 Amd 2 / 0001143296 Amd 1	93.395	Cancer Treatment Research		(3,134)	
Fred Hutchinson Cancer Center	0001110271 Mod 1	93.393	Cancer Cause and Prevention Research		4,982	
Fred Hutchinson Cancer Center	0001115847 Amd 1	93.855	Allergy and Infectious Diseases Research	COVID-19	100,288	
Fred Hutchinson Cancer Center	0001135582	93.395	Cancer Treatment Research		(3,080)	
Fred Hutchinson Cancer Center	0001136082 Amd 02	93.C11	Contract-Department of Health and Human Services-National Institutes of Health		60,441	
Fred Hutchinson Cancer Center	0001158581	93.394	Cancer Detection and Diagnosis Research		18,707	
Fred Hutchinson Cancer Center	0001167300	93.837	Cardiovascular Diseases Research		68,886	
Fred Hutchinson Cancer Center	0001168333	93.395	Cancer Treatment Research		8,349	
Fred Hutchinson Cancer Center	0001168346	93.395	Cancer Treatment Research		32,423	
Fred Hutchinson Cancer Center	0001169641	93.837	Cardiovascular Diseases Research		18,031	
Fred Hutchinson Cancer Center	0001178348	93.395	Cancer Treatment Research		4,463	
Fred Hutchinson Cancer Center	Subaward #0001021335 Amendment 1	93.839	Blood Diseases and Resources Research		(109,821)	
Fred Hutchinson Cancer Center	subaward agreement number 1174520	93.839	Blood Diseases and Resources Research		90,011	
Fred Hutchinson Cancer Center	Subaward No. 0001126862 Amendment 1	93.839	Blood Diseases and Resources Research		148,728	
George Mason University	E205936A Amd 3	93.866	Aging Research		140,472	
George Mason University	E2062692	93.242	Mental Health Research Grants		107,881	
Georgetown University	426030_GR425916_AWD776083-UMN	93.396	Cancer Biology Research		8,330	
Georgia State University	SP00015081-03	93.855	Allergy and Infectious Diseases Research		51,429	
Georgia State University	SP00015236-01	93.855	Allergy and Infectious Diseases Research	COVID-19	290,229	
Gillette Children's Specialty Care	HD108406-S1Y2	93.865	Child Health and Human Development Extramural Research		111,431	
GogyUp Inc	SBIRNINR1	93.361	Nursing Research		43,121	
Habitaware Inc	2	93.242	Mental Health Research Grants		42,569	
Hackensack Meridian Health Inc	G10191-2238/PO 0000339937	93.855	Allergy and Infectious Diseases Research		346,563	
Harvard Medical School	152427.5114587.0022 Amd 04	93.855	Allergy and Infectious Diseases Research		436,874	
Harvard Medical School	229713 Amd 07	93.853	Extramural Research Programs in the Neurosciences and Neurological Disorders		493,843	
Harvard Pilgrim Health Care	R01AI174862/PH915	93.855	Allergy and Infectious Diseases Research		33,635	
Harvard University	111371-5127674	93.361	Nursing Research		37,511	
Harvard University	116093-5118078	93.393	Cancer Cause and Prevention Research		327,344	
Harvard University	124464-5127535	93.879	Medical Library Assistance		60,619	
Harvard University	130436-5119151	93.396	Cancer Biology Research		41,754	
Healthpartners Institute	700 71001 000 X2114700	93.393	Cancer Cause and Prevention Research		75,079	
Healthpartners Institute	X2107400UMN	93.865	Child Health and Human Development Extramural Research	COVID-19	7,823	
Healthpartners Institute	X2221100UMN Amendment 1	93.846	Arthritis, Musculoskeletal and Skin Diseases Research		1	
Hebrew Rehabilitation Center	90119	93.866	Aging Research		112,788	
Hennepin Healthcare Research Institute	15019-3 Amd 06	93.837	Cardiovascular Diseases Research		32,248	
Hennepin Healthcare Research Institute	15105-04	93.866	Aging Research		(316)	
Hennepin Healthcare Research Institute	15139-1-Jacobson Am 6	93.855	Allergy and Infectious Diseases Research		193,451	
Hennepin Healthcare Research Institute	15139-2-Staley Amd 04	93.855	Allergy and Infectious Diseases Research		10,557	
Hennepin Healthcare Research Institute	15203-1-02CR Amendment 3	93.847	Diabetes, Digestive, and Kidney Diseases Extramural Research		16,863	
Hennepin Healthcare Research Institute	15248-3	93.279	Drug Abuse and Addiction Research Programs		55,607	
Hennepin Healthcare Research Institute	15353-2 Am 2	93.837	Cardiovascular Diseases Research		80,353	
Hennepin Healthcare Research Institute	15416-01	93.855	Allergy and Infectious Diseases Research		18,028	
Hennepin Healthcare Research Institute	15416-02	93.855	Allergy and Infectious Diseases Research		17,392	
Hennepin Healthcare Research Institute	15443-01 Amd 1	93.866	Aging Research		1,752,023	
Hennepin Healthcare Research Institute	15473-01	93.279	Drug Abuse and Addiction Research Programs		12,088	
Hennepin Healthcare Research Institute	15473-03(15386-03 (15308-03 (15249-03)))	93.279	Drug Abuse and Addiction Research Programs		4,534	
Hennepin Healthcare Research Institute	15477-22	93.279	Drug Abuse and Addiction Research Programs		29,746	
Hennepin Healthcare Research Institute	15477-24 Amd 1	93.279	Drug Abuse and Addiction Research Programs		23,310	
Hennepin Healthcare Research Institute	15483-01	93.847	Diabetes, Digestive, and Kidney Diseases Extramural Research		4,699	
Hennepin Healthcare Research Institute	15494-14FFS Amd 4	93.866	Aging Research		21,190	
Hennepin Healthcare Research Institute	15562-09 am4 / 15477-09 am3 / 15390-09 a	93.279	Drug Abuse and Addiction Research Programs		7,801	
Hennepin Healthcare Research Institute	15562-10 am4 / 115477-10 am 3/15390-10	93.279	Drug Abuse and Addiction Research Programs		7,801	
Hennepin Healthcare Research Institute	17502-01-K01	93.855	Allergy and Infectious Diseases Research		8,775	
Hillhurst Biopharmaceuticals Inc	1 Hillhurst	93.853	Extramural Research Programs in the Neurosciences and Neurological Disorders		366,702	

See accompanying Notes to Schedule of Expenditures of Federal Awards.

**UNIVERSITY OF MINNESOTA
SCHEDULE OF EXPENDITURES OF FEDERAL AWARDS (CONTINUED)
YEAR ENDED JUNE 30, 2024**

Cluster, Agency, Subagency, Direct/Pass-through, Pass-through Entity	Award #	ALN#	ALN Program Title	COVID-19	Federal Expenditures	Subrecipient Expenditures
Houston Methodist	AGMT00004333AM3	93.853	Extramural Research Programs in the Neurosciences and Neurological Disorders		\$ 2,025	\$ -
Houston Methodist	AGMT00004487AM5, 5	93.853	Extramural Research Programs in the Neurosciences and Neurological Disorders		350,720	
Indiana University	9558-UM / PO0590795	93.361	Nursing Research		44,563	
Innovative Design Labs Inc	IDL20-16-G26-2	93.173	Research Related to Deafness and Communication Disorders		76,032	
Innovative Design Labs Inc	IDL21-04_G15-2	93.866	Aging Research		(2,548)	
Innovative Design Labs Inc	IDL21-7_G22-2_Barriman	93.847	Diabetes, Digestive, and Kidney Diseases Extramural Research		51,543	
Innovative Design Labs Inc	IDL22-04_G29-1_MskSim_UMN	93.846	Arthritis, Musculoskeletal and Skin Diseases Research		(1,408)	
Innovative Design Labs Inc	IDL23-08_G29-2_MskSim_UMN	93.846	Arthritis, Musculoskeletal and Skin Diseases Research		25,751	
Inova Health Care Services	OSPRSD-727 Amend 2	93.837	Cardiovascular Diseases Research		1,188	
Iowa State University	027449B	93.242	Mental Health Research Grants		52,057	
JAEB Center for Health Research	1979	93.867	Vision Research		3,981	
JAEB Center for Health Research	4448	93.867	Vision Research		1,941	
JAEB Center for Health Research	CON-105256 UG1EY011751	93.867	Vision Research		2,749	
Joan & Sanford I Weill Medical College	192656	93.853	Extramural Research Programs in the Neurosciences and Neurological Disorders		93,941	
Joan & Sanford I Weill Medical College	241122-8 / prev. # 227186-8	93.279	Drug Abuse and Addiction Research Programs		106,156	
Johns Hopkins University	2003081760	93.866	Aging Research		105,441	
Johns Hopkins University	2003455787 Am 6	93.866	Aging Research		(61)	
Johns Hopkins University	2004379592 Am 1	93.865	Child Health and Human Development Extramural Research		1,864	
Johns Hopkins University	2004502906 Amendment 5	93.837	Cardiovascular Diseases Research		13,477	
Johns Hopkins University	2004526271	93.837	Cardiovascular Diseases Research		1,107,073	
Johns Hopkins University	2004879659 Mod 4	93.846	Arthritis, Musculoskeletal and Skin Diseases Research		81,087	
Johns Hopkins University	2004896861	93.866	Aging Research		1,754	
Johns Hopkins University	2005021783 Am 2	93.847	Diabetes, Digestive, and Kidney Diseases Extramural Research		76,287	
Johns Hopkins University	2005080429	93.847	Diabetes, Digestive, and Kidney Diseases Extramural Research		53,759	
Johns Hopkins University	2005124954	93.866	Aging Research		44,060	
Johns Hopkins University	2005242988 Amd 1	93.847	Diabetes, Digestive, and Kidney Diseases Extramural Research		26,634	
Johns Hopkins University	2005331853	93.173	Research Related to Deafness and Communication Disorders		96,052	
Johns Hopkins University	2005394062 Amd 2 PO #: 2005394062	93.847	Diabetes, Digestive, and Kidney Diseases Extramural Research		228,178	
Johns Hopkins University	2005457365 Am 1	93.855	Allergy and Infectious Diseases Research		23,689	
Johns Hopkins University	2005520552	93.837	Cardiovascular Diseases Research		41,411	
Johns Hopkins University	2005550986	93.837	Cardiovascular Diseases Research		314,714	
Johns Hopkins University	2005659325	93.866	Aging Research		62,807	
Johns Hopkins University	2005712638 Mod 1	93.867	Vision Research		35,692	
Johns Hopkins University	2005779596	93.866	Aging Research		523,213	
Johns Hopkins University	2005794301	93.866	Aging Research		110,774	
Johns Hopkins University	2005957677 Amd 1	93.866	Aging Research		53,548	
Johns Hopkins University	2005983394	93.121	Oral Diseases and Disorders Research		41,176	
Johns Hopkins University	2006306119	93.865	Child Health and Human Development Extramural Research		3,018	
Joslin Diabetes Center Inc	100257 Amd 02	93.847	Diabetes, Digestive, and Kidney Diseases Extramural Research		32,965	
Joslin Diabetes Center Inc	Subaward No. 100199 Amd 02	93.847	Diabetes, Digestive, and Kidney Diseases Extramural Research		5,761	
Karios Technologies LLC	CON-104181 R43HL164136	93.837	Cardiovascular Diseases Research		64,145	
Kent County Memorial Hospital	5001731-07-UMINN	93.837	Cardiovascular Diseases Research		3,605	
Koronis Biomedical Technologies Corp	KBT22-EFIntervention	93.242	Mental Health Research Grants		55,074	
Koronis Biomedical Technologies Corp	KBT23-ALZTether	93.866	Aging Research		157,679	33,391
La Jolla Institute for Allergy & Immunology	30039-05-198-381 Amd 4	93.C11	Contract-Department of Health and Human Services-National Institutes of Health		48,103	
Leidos Biomedical Research Inc	18X107CF3 (Replaced: 13XS134Q10)-Mod 18	93.C11	Contract-Department of Health and Human Services-National Institutes of Health		503,048	389,374
Leidos Biomedical Research Inc	18X107CF4 mod 15	93.C11	Contract-Department of Health and Human Services-National Institutes of Health	COVID-19	662,639	564,464
Leidos Biomedical Research Inc	18X107CF5 mod 10	93.C11	Contract-Department of Health and Human Services-National Institutes of Health	COVID-19	3,331,397	2,590,282
Leidos Biomedical Research Inc	18X107CF6 mod 24	93.C11	Contract-Department of Health and Human Services-National Institutes of Health	COVID-19	1,839,154	1,040,602
Leidos Biomedical Research Inc	18X107CF6 mod 25	93.C11	Contract-Department of Health and Human Services-National Institutes of Health	COVID-19	227,982	126,016
Leidos Biomedical Research Inc	18X107CF6-Modification #24	93.C11	Contract-Department of Health and Human Services-National Institutes of Health	COVID-19	13,131,283	9,933,706

See accompanying Notes to Schedule of Expenditures of Federal Awards.

**UNIVERSITY OF MINNESOTA
SCHEDULE OF EXPENDITURES OF FEDERAL AWARDS (CONTINUED)
YEAR ENDED JUNE 30, 2024**

Cluster, Agency, Subagency, Direct/Pass-through, Pass-through Entity	Award #	ALN#	ALN Program Title	COVID-19	Federal Expenditures	Subrecipient Expenditures
Leidos Biomedical Research Inc	18X107CF8-#5	93.C11	Contract-Department of Health and Human Services-National Institutes of Health	COVID-19	\$ 1,010,251	\$ 901,284
Leidos Biomedical Research Inc	18X107CF9-Modification #8	93.C11	Contract-Department of Health and Human Services-National Institutes of Health		3,487,674	3,253,494
Leidos Biomedical Research Inc	18X107CQ7, mod 4	93.C11	Contract-Department of Health and Human Services-National Institutes of Health	COVID-19	113,555	
Leidos Biomedical Research Inc	21X091 - F1 Mod 8	93.C11	Contract-Department of Health and Human Services-National Institutes of Health		438,632	
Leidos Biomedical Research Inc	21X184F1 Mod 6	93.C11	Contract-Department of Health and Human Services-National Institutes of Health		128,234	
Leidos Biomedical Research Inc	21X184F3-Modification #6	93.C11	Contract-Department of Health and Human Services-National Institutes of Health		252,699	
Leidos Biomedical Research Inc	21X184F5 Mod 1	93.C11	Contract-Department of Health and Human Services-National Institutes of Health		107,789	
Leidos Biomedical Research Inc	21X184F5 Mod 1	93.C11	Contract-Department of Health and Human Services-National Institutes of Health		43,025	
Leidos Biomedical Research Inc	21X184Q4 Mod 7	93.C11	Contract-Department of Health and Human Services-National Institutes of Health		66,995	
Leidos Biomedical Research Inc	22X111 Modification 1F	93.C11	Contract-Department of Health and Human Services-National Institutes of Health		400	
Leidos Biomedical Research Inc	NX020-108-173-003	93.C11	Contract-Department of Health and Human Services-National Institutes of Health		497,442	
Leidos Biomedical Research Inc Lifespan	TO F2 - Subcontract 21X107QF2 Mod 2 7127708	93.C11	Contract-Department of Health and Human Services-National Institutes of Health		61,137	
Loyola University of Chicago	210415-Minnesota Amd 7	93.242	Mental Health Research Grants		365,243	
Loyola University of Chicago	214026 UMinn / 5R01HL158649-02	93.837	Cardiovascular Diseases Research		2,199	
Luciole Pharmaceuticals Inc	CON-103083 R43AG084412	93.837	Cardiovascular Diseases Research		14,732	
Luminary Therapeutics Inc	CON-93931 R43CA254820	93.866	Aging Research		85,765	
		93.395	Cancer Treatment Research		30,485	
Luna Innovations Incorporated	Subgrant No. 3485.02UMN Mod 2	93.C11	Contract-Department of Health and Human Services-National Institutes of Health		27,093	
Magee-Womens Research Institute	6503	93.866	Aging Research		12,492	
Magee-Womens Research Institute	6591 Amendment 4	93.866	Aging Research		(101)	
Magee-Womens Research Institute	6595	93.866	Aging Research		62,764	
MarPam Pharma LLC	1R41AI170186-01A11 UMNSub	93.855	Allergy and Infectious Diseases Research		52,125	
MarPam Pharma LLC	1R41AI184054-01 UMN Sub	93.855	Allergy and Infectious Diseases Research		30,409	
MarPam Pharma LLC	1R42AI167175-01A1 UMN Sub Amendment 1	93.855	Allergy and Infectious Diseases Research		10,440	
MarPam Pharma LLC	2 R42 AI155031-02 UMN Sub	93.855	Allergy and Infectious Diseases Research		7,735	
Mary Hitchcock Memorial Hospital	GC10446-07	93.393	Cancer Cause and Prevention Research		64,111	
Massachusetts Eye and Ear Infirmary	530750 Amd 04	93.173	Research Related to Deafness and Communication Disorders		69,087	
Massachusetts General Hospital	235400 Amd 3	93.853	Extramural Research Programs in the Neurosciences and Neurological Disorders		266,416	
Massachusetts General Hospital	237365 Amd 03 REV	93.393	Cancer Cause and Prevention Research		73,760	
Massachusetts General Hospital	241200 Am 2	93.865	Child Health and Human Development Extramural Research		35,064	
Massachusetts General Hospital	241739 Am 1	93.855	Allergy and Infectious Diseases Research		114,314	
Massachusetts General Hospital	244034	93.865	Child Health and Human Development Extramural Research		207,236	
Massachusetts General Hospital	EAP Seelos SLS-005/946	93.310	Trans-NIH Research Support		54,170	
Massachusetts General Hospital	Subaward #243016 Amendment 1	93.855	Allergy and Infectious Diseases Research		254,691	
Massachusetts General Hospital	Subaward No. 241655 Am 2	93.866	Aging Research		73,258	
Mayo Clinic - Arizona	REG-303983-01 / PO #000410921	93.855	Allergy and Infectious Diseases Research		440,317	
Mayo Clinic - Arizona	UMN-262464-02/PO #P001010980 Amd 3	93.855	Allergy and Infectious Diseases Research		255,265	
Mayo Clinic - Arizona	UMN-293252-03 P000556515	93.396	Cancer Biology Research		51,112	
Mayo Clinic - Jacksonville	CREST-2 RUM-224063-07 PO 66643618 Amd 7	93.853	Extramural Research Programs in the Neurosciences and Neurological Disorders		4,893	
Mayo Clinic - Jacksonville	MIN-232483-02 - CREST-H - Amendment 6	93.853	Extramural Research Programs in the Neurosciences and Neurological Disorders		(981)	
Mayo Clinic - Jacksonville	MIN-305533	93.853	Extramural Research Programs in the Neurosciences and Neurological Disorders		124	
Mayo Clinic - Jacksonville	REG-251795-04/ PO #68670868	93.859	Biomedical Research and Research Training		46,434	
Mayo Clinic - Jacksonville	REG-290195 Amd 2	93.853	Extramural Research Programs in the Neurosciences and Neurological Disorders		214	

See accompanying Notes to Schedule of Expenditures of Federal Awards.

**UNIVERSITY OF MINNESOTA
SCHEDULE OF EXPENDITURES OF FEDERAL AWARDS (CONTINUED)
YEAR ENDED JUNE 30, 2024**

Cluster, Agency, Subagency, Direct/Pass-through, Pass-through Entity	Award #	ALN#	ALN Program Title	COVID-19	Federal Expenditures	Subrecipient Expenditures
Mayo Clinic - Rochester	HOR-320774/PO: P000520316	93.855	Allergy and Infectious Diseases Research	COVID-19	\$ 118,665	\$ -
Mayo Clinic - Rochester	REG-233617 / PO 68023932 AMD 9	93.866	Aging Research		10,783	
Mayo Clinic - Rochester	REG-254500-01/PO 67305907 (PO 66694844)	93.350	National Center for Advancing Translational Sciences		36,129	
Mayo Clinic - Rochester	REG-256112-06	93.866	Aging Research		261,757	
Mayo Clinic - Rochester	REG-260249-04 P000425173	93.853	Extramural Research Programs in the Neurosciences and Neurological Disorders		11,740	
Mayo Clinic - Rochester	REG-270649 / PO 68713474 Amd 4	93.847	Diabetes, Digestive, and Kidney Diseases Extramural Research		(98)	
Mayo Clinic - Rochester	REG-271673/PO#68917564	93.837	Cardiovascular Diseases Research		8,190	
Mayo Clinic - Rochester	REG-287578-03 / PO #00565303 - Amd 03	93.397	Cancer Centers Support Grants		239,536	
Mayo Clinic - Rochester	REG-289763-02/PO P000565102 (69096775)	93.395	Cancer Treatment Research		106,389	
Mayo Clinic - Rochester	REG-301375-01/PO #000107912	93.866	Aging Research		40,366	
Mayo Clinic - Rochester	REG-304211-01/PO #000190977	93.866	Aging Research		48,595	
Mayo Clinic - Rochester	REG-304383; Amendment 2	93.866	Aging Research		114,398	
Mayo Clinic - Rochester	REG-306521; PO 69190388	93.393	Cancer Cause and Prevention Research		632	
Mayo Clinic - Rochester	REG-317989; PO#P000484696	93.867	Vision Research		48,882	
Mayo Clinic - Rochester	REG-318227; PO#000504940	93.853	Extramural Research Programs in the Neurosciences and Neurological Disorders		53,613	
Mayo Clinic - Rochester	REG-323552 / PO P000863764	93.394	Cancer Detection and Diagnosis Research		8,683	
Mayo Clinic - Rochester	REG-323683 PO P000875055	93.853	Extramural Research Programs in the Neurosciences and Neurological Disorders		9,072	
Mayo Clinic - Rochester	RUM-182363 PO# P000600428 Amd 02	93.397	Cancer Centers Support Grants		82,385	
Mayo Clinic - Rochester	Subaward MIN-287578/PO P000592680	93.397	Cancer Centers Support Grants		15,099	
Mayo Clinic - Rochester	UMN-213364/PO #67055339 Amendment 6	93.837	Cardiovascular Diseases Research		3,340	
Mayo Clinic - Rochester	UMN-231778-07 / PO 68110670 Amendment 9	93.242	Mental Health Research Grants		(14,785)	
Mayo Clinic - Rochester	UMN-260175-06/PO# P000532178 Amend 7	93.853	Extramural Research Programs in the Neurosciences and Neurological Disorders		21,185	
Mayo Clinic - Rochester	UMN-273898-04/PO P001311468	93.853	Extramural Research Programs in the Neurosciences and Neurological Disorders		92,283	
Mayo Clinic - Rochester	UMN-275475 Amd 3	93.866	Aging Research	COVID-19	49,463	
Mayo Clinic - Rochester	UMN-287578-01/ PO 69296760	93.397	Cancer Centers Support Grants		5,538	
Mayo Clinic - Rochester	UMN-301774 Amd 1; PO#P000519923	93.395	Cancer Treatment Research		232,995	
Mayo Clinic - Rochester	UMN-314219; PO#P000184124	93.866	Aging Research		31,320	
Mayo Clinic - Rochester	UOM-233617 / PO #68024062 Amd 3	93.866	Aging Research		9,084	
Mayo Clinic - Scottsdale	UMN-271434-02 / PO 68115749/Amd 4	93.838	Lung Diseases Research		2,208	
Mayo Foundation for Medical Education & Research	REG 245908-01	93.397	Cancer Centers Support Grants		21,671	
McGill University	PT86060	93.855	Allergy and Infectious Diseases Research		169,676	
Medical College of Wisconsin	5R01CA262570-02	93.395	Cancer Treatment Research		70,671	
Medical College of Wisconsin	PO# 6255706	93.867	Vision Research		28,513	
Medical College of Wisconsin	R01CA238562 - PO 6290163- Mod 3	93.395	Cancer Treatment Research		51,793	
Medical University of South Carolina	A00-2240-5030	93.865	Child Health and Human Development Extramural Research		28,879	
Medical University of South Carolina	A23-0026-5001 Amd 1	93.866	Aging Research		272,651	
Medical University of South Carolina	A23-0350-5002	93.279	Drug Abuse and Addiction Research Programs		92,881	
Memorial Sloan-Kettering Cancer Center	C22171442 / SUB00000173AM6	93.855	Allergy and Infectious Diseases Research		38,736	
Memorial Sloan-Kettering Cancer Center	PO #C22420051 Amd02/ 5U01AG077921-03	93.396	Cancer Biology Research		50,425	
Memorial Sloan-Kettering Cancer Center	PO #C22618534	93.855	Allergy and Infectious Diseases Research		63,020	
Memorial Sloan-Kettering Cancer Center	PO# C22496634 /SUB00000418AM4 /C21861865	93.393	Cancer Cause and Prevention Research		76,237	
Memorial Sloan-Kettering Cancer Center	PO: C22434406	93.242	Mental Health Research Grants		34,000	
Metselx Inc	9R42AG083665-02A1	93.866	Aging Research		376,822	
Michigan State University	RC1126651 Amd 03	93.242	Mental Health Research Grants		9,207	
Michigan State University	SUBK00020664 / PO # 3007760150	93.273	Alcohol Research Programs		7,256	
Moai Technologies LLC	CON-101386 R44AG082637	93.866	Aging Research		51,214	
Moai Technologies LLC	CON-101516 R44AG074135	93.866	Aging Research		141,016	
Mount Sinai School of Medicine	0255-A911-4609/0255-A913-4609	93.847	Diabetes, Digestive, and Kidney Diseases Extramural Research		2,461	
Mount Sinai School of Medicine	0255-B227-4609	93.847	Diabetes, Digestive, and Kidney Diseases Extramural Research		19,366	
Mount Sinai School of Medicine	0255-E261-4609	93.866	Aging Research		134,088	
Mount Sinai School of Medicine	0255-F061-4609 Amd 1	93.866	Aging Research		244,240	
Mount Sinai School of Medicine	0255-F761-4609 Amd 1	93.866	Aging Research		320,152	
Mount Sinai School of Medicine	0255-I511-4609	93.866	Aging Research		9,342	
Mount Sinai School of Medicine	0258-8457-4609	93.C11	Contract-Department of Health and Human Services-National Institutes of Health		482,107	

See accompanying Notes to Schedule of Expenditures of Federal Awards.

**UNIVERSITY OF MINNESOTA
SCHEDULE OF EXPENDITURES OF FEDERAL AWARDS (CONTINUED)
YEAR ENDED JUNE 30, 2024**

Cluster, Agency, Subagency, Direct/Pass-through, Pass-through Entity	Award #	ALN#	ALN Program Title	COVID-19	Federal Expenditures	Subrecipient Expenditures
Myogenica Inc	CON-105103 R42AR083779	93.846	Arthritis, Musculoskeletal and Skin Diseases Research		\$ 81,184	\$ -
National Jewish Health	20072215 / 5U01HL089897	93.838	Lung Diseases Research		1,690	
National Jewish Health	20128091	93.838	Lung Diseases Research	COVID-19	148	
National Jewish Health	20138201	93.838	Lung Diseases Research		132,220	
National Marrow Donor Program	BMT CTN PROTOCOL #1702	93.839	Blood Diseases and Resources Research		10,471	
National Marrow Donor Program	BMT CTN PROTOCOL #1703/1801	93.839	Blood Diseases and Resources Research		7,056	
National Marrow Donor Program	BMT CTN PROTOCOL #1704	93.839	Blood Diseases and Resources Research		(90)	
National Marrow Donor Program	C#10122/506	93.C11	Contract-Department of Health and Human Services-National Institutes of Health		14,146	
Nationwide Children's Hospital	700198-0524-00 Amd 4	93.847	Diabetes, Digestive, and Kidney Diseases Extramural Research		83,559	
Nationwide Children's Hospital	700210-0824-03 Amend 2 PO 4611784-0-46	93.353	21st Century Cures Act - Beau Biden Cancer Moonshot		182,140	
Nationwide Children's Hospital	700315-0324-00/PO 4611030-0-46	93.855	Allergy and Infectious Diseases Research		30,607	
Neurinsight LLC	1R42NS134505-01	93.853	Extramural Research Programs in the Neurosciences and Neurological Disorders		86,878	
Neurotype Inc	02	93.279	Drug Abuse and Addiction Research Programs		13,253	
Neurotype Inc	03	93.279	Drug Abuse and Addiction Research Programs		12,595	
New York University	16-A0-00-006256-01 project # 112544	93.310	Trans-NIH Research Support		55,736	
New York University	19-A1-00-1001708 Am 4/Project # 113919	93.242	Mental Health Research Grants		93,473	
New York University	21-A2-00-1004666	93.839	Blood Diseases and Resources Research		2,954	
New York University	22-A0-00-1009157 (267711) / PO M24077296	93.865	Child Health and Human Development Extramural Research		69,281	
New York University	24-A0-00-1011352	93.855	Allergy and Infectious Diseases Research		13,368	
New York University	Subaward #24-A0-00-1011705	93.837	Cardiovascular Diseases Research		140,524	
New York University	Subaward No. 19-A0-00-1003237	93.310	Trans-NIH Research Support		41,108	
Northwestern University	60054546 UMN	93.310	Trans-NIH Research Support		24,366	
Northwestern University	60054779 UMN A03	93.847	Diabetes, Digestive, and Kidney Diseases Extramural Research		440,176	
Northwestern University	60054977 MINN A03	93.853	Extramural Research Programs in the Neurosciences and Neurological Disorders		111,529	
Northwestern University	60055096 MINN A05	93.853	Extramural Research Programs in the Neurosciences and Neurological Disorders		459,942	
Northwestern University	60055357 UM A04	93.838	Lung Diseases Research		126,710	
Northwestern University	60055432 UM A04	93.396	Cancer Biology Research		215,322	
Northwestern University	60056711 UMN	93.233	National Center on Sleep Disorders Research		36,390	
Northwestern University	60057133 UMN	93.837	Cardiovascular Diseases Research		21,403	
Northwestern University	60057351 UM / PROJ0017159-21 A04	93.837	Cardiovascular Diseases Research		73,795	
Northwestern University	60059377 MINN A02	93.866	Aging Research		110,953	
Northwestern University	60059672 MINN/ A02	93.838	Lung Diseases Research		13,521	
Northwestern University	60059865 UMINN	93.847	Diabetes, Digestive, and Kidney Diseases Extramural Research		31,728	
Northwestern University	60060219 UMN	93.866	Aging Research		47,813	
Northwestern University	60062728 UMN / SR01CA259388-02	93.396	Cancer Biology Research		31,760	
Northwestern University	60062937 UMN	93.853	Extramural Research Programs in the Neurosciences and Neurological Disorders		37,251	
Northwestern University	60063415 UMINN	93.866	Aging Research		73,677	
Northwestern University	60066242 UMN	93.310	Trans-NIH Research Support		19,436	
Northwestern University	60066435 UMN	93.837	Cardiovascular Diseases Research		6,964	
Northwestern University	AWD00000740 60066844	93.C11	Contract-Department of Health and Human Services-National Institutes of Health		17,751	
Northwestern University	SP0077551 60063489	93.C11	Contract-Department of Health and Human Services-National Institutes of Health		55,440	
Northwestern University	Subaward No. 60058459 UMINN	93.399	Cancer Control		13,755	
NRG Oncology Foundation Inc	NRG-CC008	93.395	Cancer Treatment Research		815	
NRG Oncology Foundation Inc	NRG-GY023	93.395	Cancer Treatment Research		(21,422)	
Oakland University	A23-0049-S003 Amendment 1	93.853	Extramural Research Programs in the Neurosciences and Neurological Disorders		8,317	
Ocean State Research Institute Inc	122208 Amd 04	93.838	Lung Diseases Research		5,698	
Oklahoma State University	A22-0047	93.847	Diabetes, Digestive, and Kidney Diseases Extramural Research		12,000	
Oregon Health & Science University	1016160_UMN-A6	93.279	Drug Abuse and Addiction Research Programs	COVID-19	(60)	
Oregon Health & Science University	1016803_UMINN amend 4	93.279	Drug Abuse and Addiction Research Programs		183,662	
Oregon Health & Science University	1020881_UMINN Amd 4	93.847	Diabetes, Digestive, and Kidney Diseases Extramural Research		34,917	
Oregon Health & Science University	1021055_UMN	93.173	Research Related to Deafness and Communication Disorders		27,340	
Oregon Health & Science University	1021113_UMINN Amd 3	93.847	Diabetes, Digestive, and Kidney Diseases Extramural Research		382	

See accompanying Notes to Schedule of Expenditures of Federal Awards.

**UNIVERSITY OF MINNESOTA
SCHEDULE OF EXPENDITURES OF FEDERAL AWARDS (CONTINUED)
YEAR ENDED JUNE 30, 2024**

Cluster, Agency, Subagency, Direct/Pass-through, Pass-through Entity	Award #	ALN#	ALN Program Title	COVID-19	Federal Expenditures	Subrecipient Expenditures
Oregon State University	P0465A-A Amendment 4	93.866	Aging Research		\$ 278	\$ -
Palo Alto Research Center Incorporated	P315842 Amendment 4	93.394	Cancer Detection and Diagnosis Research		22,400	
Pennsylvania State University	MINNDK127384-SUP Amendment 2	93.847	Diabetes, Digestive, and Kidney Diseases Extramural Research		66,845	
Pennsylvania State University	S002444-DHHS Amd 03	93.855	Allergy and Infectious Diseases Research		220,947	
Pennsylvania State University	S002656-DHHS Amd 02	93.855	Allergy and Infectious Diseases Research		305,506	
Pennsylvania State University	S003468-DHHS	93.865	Child Health and Human Development Extramural Research		5,649	
Pennsylvania State University	Subaward MINNDK127384 Amendment 1	93.847	Diabetes, Digestive, and Kidney Diseases Extramural Research		(17,490)	
Pennsylvania State University	Subaward UMNDK127384-PC Amd 03	93.847	Diabetes, Digestive, and Kidney Diseases Extramural Research		53,868	
Pennsylvania State University	UMINHL163585 Amendment 1	93.837	Cardiovascular Diseases Research		100,886	
Pennsylvania State University	UMNHG011035 Amendment 1	93.172	Human Genome Research		87,644	
Pericor LLC	UMN001 Amd 001	93.837	Cardiovascular Diseases Research		34,686	
Posit Science Corporation	CON-84490 R43MH124542	93.242	Mental Health Research Grants		568	
Prevep Inc	1 Am 1	93.853	Extramural Research Programs in the Neurosciences and Neurological Disorders		13,643	
Prokaryotics Inc	1	93.855	Allergy and Infectious Diseases Research		104,616	
Prokaryotics Inc	1	93.855	Allergy and Infectious Diseases Research		73,665	
Public Health Institute	AR66893 PO 0000005255	93.395	Cancer Treatment Research		16,672	
Public Health Institute	COG - PCR - UG1CA189955	93.399	Cancer Control		2,678	
Public Health Institute	COG - WLI	93.395	Cancer Treatment Research		11,960	
Public Health Institute	NCTN Per Case Reimbursement Amendment	93.395	Cancer Treatment Research		27,308	
Public Health Institute	Subaward # AR73104 / PO #0000006342	93.395	Cancer Treatment Research		8,336	
Public Health Institute	Subaward #AR64033/PO #0000004798	93.395	Cancer Treatment Research		6,982	
Public Health Institute	Subaward AAR71627/PO4725 Amd 2	93.395	Cancer Treatment Research		107,106	
Public Health Institute	Subaward AR070937 Amendment 2	93.395	Cancer Treatment Research		32,622	
Public Health Institute	Subaward AR09188 / PO #0000003567	93.395	Cancer Treatment Research		(15)	
Public Health Institute	Subaward AR65363/PO 0000005022	93.395	Cancer Treatment Research		16,672	
Public Health Institute	Subaward AR66349/BIQSFP - ACNS1831	93.395	Cancer Treatment Research		219	
Public Health Institute	Subaward No. AR070896 Amendment 2	93.395	Cancer Treatment Research		3,598	
Public Health Institute	Subaward No. AR72777 / PO #0000006247	93.395	Cancer Treatment Research		8,515	
Purdue University	11001094-061	93.350	National Center for Advancing Translational Sciences		16,262	
Purdue University	11001530-030 / 2R01ES025750-06A1	93.113	Environmental Health		59,778	
Recombinetics Inc	Subaward No. 1U24OD0026641-01 Amendment 3	93.310	Trans-NIH Research Support		1,969	
Research Foundation for Mental Hygiene	4UH3DA047711-03	93.279	Drug Abuse and Addiction Research Programs		476,856	
Reshape Lifesciences Inc	CON-107589 R43DK135147	93.847	Diabetes, Digestive, and Kidney Diseases Extramural Research		63,856	
Rutgers University	3081/PO: 25522593	93.121	Oral Diseases and Disorders Research		62,826	
Rutgers University	PID#830655 Sub#2044 PO# 25057622 Am. 1	93.847	Diabetes, Digestive, and Kidney Diseases Extramural Research		80	
Rutgers University	SUB00002824	93.393	Cancer Cause and Prevention Research		255,431	
San Diego State University Foundation	5A462C 7803 / Encumbrance E0022060	93.173	Research Related to Deafness and Communication Disorders		12,166	
Sanford-Burnham Medical Research Inst	61174-13917-UM	93.279	Drug Abuse and Addiction Research Programs		109,677	
Scripps Research Institute DBA Calibr	Subaward No 5-55084 / prev# 5-54743	93.855	Allergy and Infectious Diseases Research		223,040	
Seattle Children's Hospital	12944SUB	93.113	Environmental Health		194,305	
Seattle Children's Hospital	12971SUB Mod 1	93.855	Allergy and Infectious Diseases Research		26,233	
Seattle Children's Hospital	13112SUB (formerly 12923SUB)	93.855	Allergy and Infectious Diseases Research		121,849	
Seattle Children's Hospital	13253SUB	93.847	Diabetes, Digestive, and Kidney Diseases Extramural Research		3,327	
Shirley Ryan AbilityLab	82398.UnivMinnesota.Y1	93.865	Child Health and Human Development Extramural Research		23,751	
Simon Fraser University	GTR26399	93.279	Drug Abuse and Addiction Research Programs		68,387	
Society of Critical Care Medicine	CON-102887 R01HL162954	93.838	Lung Diseases Research		16,272	
SpikeGadgets LLC	0822mn Amd 1	93.853	Extramural Research Programs in the Neurosciences and Neurological Disorders		31,319	
St Jude Children's Research Hospital	Subaward 11128729J-8138369 Amendment 1	93.395	Cancer Treatment Research		35,724	
Stanford University	61867425-125439 Amd 10 SPO #125439	93.853	Extramural Research Programs in the Neurosciences and Neurological Disorders		2,323	
Stanford University	62339217-139335 Amd 3	93.242	Mental Health Research Grants		59,840	
Stanford University	62411531-139122	93.865	Child Health and Human Development Extramural Research		80,786	
Stanford University	62804125-193654 Amd 04	93.853	Extramural Research Programs in the Neurosciences and Neurological Disorders		13,229	
Stanford University	63190363-247133/5892914	93.847	Diabetes, Digestive, and Kidney Diseases Extramural Research		192,996	
Stanford University	63201979-153996	93.865	Child Health and Human Development Extramural Research		8,020	
Stanford University	63242881-149892	93.853	Extramural Research Programs in the Neurosciences and Neurological Disorders		461,467	
Syracuse University	32388-06204-502	93.173	Research Related to Deafness and Communication Disorders		27,051	
Syracuse University	SP-33066-1-06520-502	93.173	Research Related to Deafness and Communication Disorders		21,294	

See accompanying Notes to Schedule of Expenditures of Federal Awards.

**UNIVERSITY OF MINNESOTA
SCHEDULE OF EXPENDITURES OF FEDERAL AWARDS (CONTINUED)
YEAR ENDED JUNE 30, 2024**

Cluster, Agency, Subagency, Direct/Pass-through, Pass-through Entity	Award #	ALN#	ALN Program Title	COVID-19	Federal Expenditures	Subrecipient Expenditures
Temple University	268095-UMN Am 2	93.395	Cancer Treatment Research		\$ 19,821	\$ -
Temple University	270010-UMN / PO P0740379 Amd 1	93.847	Diabetes, Digestive, and Kidney Diseases Extramural Research		34,335	
Texas A&M University	M1901897 AMD02	93.113	Environmental Health		131,186	
Texas A&M University	M2102793 / R01CA257370-Amendment #4	93.395	Cancer Treatment Research		4,359	
TGen Tech LLC	CON-92465 R44HL147771	93.838	Lung Diseases Research		6,967	
The Children's Hospital of Philadelphia	GRT-00001510 / PO #20304501 Amd 2	93.846	Arthritis, Musculoskeletal and Skin Diseases Research		1,292	
The Children's Hospital of Philadelphia	PO #RSUB-20316645/ #GRT-00001597 Mod3	93.865	Child Health and Human Development Extramural Research		12,602	
The Children's Hospital of Philadelphia	Subaward 3200880522/ PO #20416464 Mod5	93.865	Child Health and Human Development Extramural Research		(9,268)	
The Children's Mercy Hospital	601164 Amd 5	93.837	Cardiovascular Diseases Research		19,664	
The Emmes Corporation	CITR	93.847	Diabetes, Digestive, and Kidney Diseases Extramural Research		30,975	
The George Washington University	02-D02	93.847	Diabetes, Digestive, and Kidney Diseases Extramural Research		73,431	
The George Washington University	22-B03	93.847	Diabetes, Digestive, and Kidney Diseases Extramural Research		18,097	
The George Washington University	23-C03	93.847	Diabetes, Digestive, and Kidney Diseases Extramural Research		293,855	
The George Washington University	S-DDP2122-JC27	93.847	Diabetes, Digestive, and Kidney Diseases Extramural Research		28,267	
The George Washington University	S-DPA2223-JC25/47281-1-CCNS92173F	93.866	Aging Research		358,896	
The George Washington University	S-GRD2122-SC42/S-GRD2223-SC42 Amd 3	93.847	Diabetes, Digestive, and Kidney Diseases Extramural Research		205,508	
The George Washington University	S-GRD2223-SC28/ PTA 34124-12-CCL591910F	93.847	Diabetes, Digestive, and Kidney Diseases Extramural Research		45,000	
The Hope Foundation	PROTOCOL S1803	93.395	Cancer Treatment Research		(217)	
The Miriam Hospital	7147265 Amendment 2	93.847	Diabetes, Digestive, and Kidney Diseases Extramural Research		9,805	
The Ohio State University	GR125882 SPC-1000006630 Am 2	93.855	Allergy and Infectious Diseases Research		25,198	
The Ohio State University	SPC-1000012234 GR132617 Amd 1	93.307	Minority Health and Health Disparities Research		27,101	
The Ohio State University	SPC-1000012642/GR132591 Amd 07	93.393	Cancer Cause and Prevention Research		104,426	
			Discovery and Applied Research for Technological Innovations to Improve Human Health		6,404	
The State University of New York Buffalo	R1334076 Amendment 2	93.286	Health		8,403	
The State University of New York Buffalo	R1372323	93.121	Oral Diseases and Disorders Research		22,536	
The State University of New York Buffalo	R1406221	93.855	Allergy and Infectious Diseases Research		98,630	
The University of Alabama	000533801-SP006-SC001 A01	93.837	Cardiovascular Diseases Research			
The University of Alabama at Birmingham	000509734-036 Amendment 1 HHSN2722016000	93.C11	Contract-Department of Health and Human Services-National Institutes of Health		26,440	
The University of Alabama at Birmingham	000521125-SC003 A04	93.393	Cancer Cause and Prevention Research		11,244	
The University of Alabama at Birmingham	000521543-SC003 Amd 05	93.397	Cancer Centers Support Grants		8,582	
The University of Alabama at Birmingham	000526031-SC004 Amd 04	93.839	Blood Diseases and Resources Research		49,708	
The University of Alabama at Birmingham	000528250-SC002 A03	93.837	Cardiovascular Diseases Research		401,527	
The University of Alabama at Birmingham	000528250-SC006	93.837	Cardiovascular Diseases Research		55,411	
The University of Alabama at Birmingham	000533801-SP004-SC001	93.837	Cardiovascular Diseases Research		532,329	
The University of Alabama at Birmingham	000541591-SC006	93.242	Mental Health Research Grants	COVID-19	61,416	
The University of Alabama at Birmingham	Subaward #000522211-SC009 Amendment 05	93.855	Allergy and Infectious Diseases Research		38,172	
The University of Alabama at Birmingham	Subaward 000526841-SC003 Amendment A03	93.353	21st Century Cures Act - Beau Biden Cancer Moonshot		50,365	
The University of Alabama at Birmingham	Subaward No. 000527577-SC012 Amendment 4	93.393	Cancer Cause and Prevention Research		12,618	
The University of Arizona	560351 Am 5	93.393	Cancer Cause and Prevention Research		175,585	
The University of Arizona	Subaward 680769	93.399	Cancer Control		13,244	
The University of Georgia	SUB00002780	93.846	Arthritis, Musculoskeletal and Skin Diseases Research		178,808	
The University of Iowa	502794-01	93.866	Aging Research		(18,771)	
The University of North Carolina at Chapel Hill	5116689 Amd 4	93.837	Cardiovascular Diseases Research		19,907	
The University of North Carolina at Chapel Hill	5116708 (5113276)	93.837	Cardiovascular Diseases Research		12,390	
The University of North Carolina at Chapel Hill	5119603 Amd 3	93.855	Allergy and Infectious Diseases Research	COVID-19	360,252	
The University of North Carolina at Chapel Hill	5124102 Amd 8	93.C11	Contract-Department of Health and Human Services-National Institutes of Health		219,341	
The University of North Carolina at Chapel Hill	5126129	93.865	Child Health and Human Development Extramural Research		26,143	
The University of North Carolina at Chapel Hill	5126898 Amd 05 (5130336)	93.C11	Contract-Department of Health and Human Services-National Institutes of Health		261,707	
The University of North Carolina at Chapel Hill	5127974	93.866	Aging Research		17,152	
The University of North Carolina at Chapel Hill	5129375	93.242	Mental Health Research Grants		9,137	
The University of North Carolina at Chapel Hill	5129991	93.C11	Contract-Department of Health and Human Services-National Institutes of Health		1,228	
The University of North Carolina at Chapel Hill	5130508 Previous (5130503)	93.C11	Contract-Department of Health and Human Services-National Institutes of Health		76,035	
The University of Texas at Austin	UTAUS-SUB00000774 Am 1	93.866	Aging Research		216,452	
The University of Texas Medical Branch	1R01AI163857-01A1	93.855	Allergy and Infectious Diseases Research		40,667	

See accompanying Notes to Schedule of Expenditures of Federal Awards.

**UNIVERSITY OF MINNESOTA
SCHEDULE OF EXPENDITURES OF FEDERAL AWARDS (CONTINUED)
YEAR ENDED JUNE 30, 2024**

Cluster, Agency, Subagency, Direct/Pass-through, Pass-through Entity	Award #	ALN#	ALN Program Title	COVID-19	Federal Expenditures	Subrecipient Expenditures
The University of Utah	10041913-028/PO #U000225480 Am 3	93.173	Research Related to Deafness and Communication Disorders		\$ (13,488)	\$ -
The University of Utah	10050224-02 Amd 5	93.310	Trans-NIH Research Support		31,306	
The University of Utah	Subaward 10058860-11-UMNP Mod 4	93.865	Child Health and Human Development Extramural Research		1,750	
The University of Vermont	AWD00000123SUB00000051, Amendment 3	93.837	Cardiovascular Diseases Research		142,440	
The University of Vermont	AWD00000520SUB00000282 Amd 1 PO # 201552	93.C11	Contract-Department of Health and Human Services-National Institutes of Health		28,670	
Thomas Jefferson University	080-03800-S54001	93.395	Cancer Treatment Research		219,606	
Trekka Therapeutics LLC	1R41CA278184-01A1	93.395	Cancer Treatment Research		102,343	
Tufts Medical Center	5020268 SERV Amd 03	93.847	Diabetes, Digestive, and Kidney Diseases Extramural Research		109,759	
Tulane University	TUL-HSC-560651-22/23 Amd 1	93.865	Child Health and Human Development Extramural Research		105,325	
Turing Medical Technologies Inc	R44MH121276_Sub2 AMD#5	93.242	Mental Health Research Grants		135,485	
Turing Medical Technologies Inc	R44MH124567_Sub2 amd 03	93.242	Mental Health Research Grants		158,838	
Turing Medical Technologies Inc	R44NS129521_Sub1 - Am 1	93.853	Extramural Research Programs in the Neurosciences and Neurological Disorders		85,815	
Twin Cities Recovery Project Inc	001 Amd 1	93.279	Drug Abuse and Addiction Research Programs		450	
University of Abuja Teaching Hospital	1UG3HL152381-01_TGI_001	93.840	Translation and Implementation Science Research for Heart, Lung, Blood Diseases, and Sleep Disorders		(4,514)	
University of Arkansas for Medical Sciences	54487 Amd 1 SPC-006499	93.310	Trans-NIH Research Support		41,571	
University of California Berkeley	00010441 Amd-03 BB01656875	93.310	Trans-NIH Research Support		29,811	
University of California Berkeley	A20-0448-S004 Amd 3	93.866	Aging Research		87,929	
University of California Davis	A20-2031-S004	93.866	Aging Research		2,753	
University of California Davis	A20-4339-S001	93.859	Biomedical Research and Research Training		46,747	
University of California Irvine	2018-3681	93.847	Diabetes, Digestive, and Kidney Diseases Extramural Research		88,877	
University of California Irvine	2022-1764	93.866	Aging Research		18,066	
University of California Irvine	2022-1776	93.865	Child Health and Human Development Extramural Research		19,119	
University of California Irvine	2023-1991	93.866	Aging Research		429,011	
University of California Los Angeles	1580 G ZCS64 Amd 1	93.866	Aging Research		129,957	
University of California San Diego	105651703 Amendment #6	93.847	Diabetes, Digestive, and Kidney Diseases Extramural Research		7,489	
University of California San Diego	704273 Amd 002	93.866	Aging Research		(10,371)	
University of California San Diego	704879 Mod 2	93.847	Diabetes, Digestive, and Kidney Diseases Extramural Research		73,863	
University of California San Diego	706362	93.866	Aging Research		851,669	
University of California San Diego	706526	93.847	Diabetes, Digestive, and Kidney Diseases Extramural Research		61,774	
University of California San Diego	KR 703849 Am 3	93.279	Drug Abuse and Addiction Research Programs		95,726	
University of California San Diego	KR 703880 AM 2	93.242	Mental Health Research Grants		19,326	
University of California San Diego	KR 704113 Amd 2	93.847	Diabetes, Digestive, and Kidney Diseases Extramural Research		905	
University of California San Diego	KR 704716 Amendment 2	93.853	Extramural Research Programs in the Neurosciences and Neurological Disorders		93,943	
University of California San Diego	KR 704831 Amendment 001	93.279	Drug Abuse and Addiction Research Programs		22,165	
University of California San Diego	KR 705071 Amd 03	93.279	Drug Abuse and Addiction Research Programs		47,374	
University of California San Diego	KR 705119 Amendment 2	93.838	Lung Diseases Research	COVID-19	163,671	
University of California San Diego	KR 705393 Amd 1	93.866	Aging Research		89,527	
University of California San Francisco	11298sc Amd 05	93.855	Allergy and Infectious Diseases Research		107,443	
University of California San Francisco	11643SC Amend 05	93.855	Allergy and Infectious Diseases Research		2,875	
University of California San Francisco	12891sc (11302sc) Am 5	93.847	Diabetes, Digestive, and Kidney Diseases Extramural Research		38,727	
University of California San Francisco	13749sc	93.393	Cancer Cause and Prevention Research		47,890	
University of California San Francisco	14102sc	93.393	Cancer Cause and Prevention Research		4,521	
University of California San Francisco	14937sc	93.866	Aging Research		158,571	
University of California San Francisco	15042sc	93.866	Aging Research		16,324	
University of California San Francisco	Subaward 11866sc Amd 05	93.855	Allergy and Infectious Diseases Research		1,816	
University of California San Francisco	Subaward 12141sc Amendment 3	93.847	Diabetes, Digestive, and Kidney Diseases Extramural Research		1,322	
University of California San Francisco	Subaward 13890sc Amendment 01	93.853	Extramural Research Programs in the Neurosciences and Neurological Disorders		57,542	
University of Chicago	AWD103388 (SUB00000716) - Amend 1	93.879	Medical Library Assistance		77,992	
University of Chicago	AWD104563 (SUB00001032)	93.866	Aging Research		1,907	
University of Cincinnati	012043-136086 Amd 1	93.853	Extramural Research Programs in the Neurosciences and Neurological Disorders		15,332	
University of Cincinnati	012044-136086	93.853	Extramural Research Programs in the Neurosciences and Neurological Disorders		479	
University of Cincinnati	012340-136086 Amd 1	93.853	Extramural Research Programs in the Neurosciences and Neurological Disorders		5,808	
University of Cincinnati	012765-136086 Amendment 3	93.853	Extramural Research Programs in the Neurosciences and Neurological Disorders		40,289	

See accompanying Notes to Schedule of Expenditures of Federal Awards.

**UNIVERSITY OF MINNESOTA
SCHEDULE OF EXPENDITURES OF FEDERAL AWARDS (CONTINUED)
YEAR ENDED JUNE 30, 2024**

Cluster, Agency, Subagency, Direct/Pass-through, Pass-through Entity	Award #	ALN#	ALN Program Title	COVID-19	Federal Expenditures	Subrecipient Expenditures
University of Cincinnati	013888-136086 PO#: 4600013200	93.853	Extramural Research Programs in the Neurosciences and Neurological Disorders		\$ 47,266	\$ -
University of Cincinnati	013934-136086 PO-4600025314 4600025315	93.853	Extramural Research Programs in the Neurosciences and Neurological Disorders		7,408	
University of Cincinnati	014059-136086	93.853	Extramural Research Programs in the Neurosciences and Neurological Disorders		156,649	
University of Cincinnati	015151-136086	93.853	Extramural Research Programs in the Neurosciences and Neurological Disorders		47,707	
University of Cincinnati	Stu010785-136086 Amendment 2	93.853	Extramural Research Programs in the Neurosciences and Neurological Disorders		220	
University of Colorado	FY18.209.004 FY21.209.003_AMD7	93.279	Drug Abuse and Addiction Research Programs		53,735	
University of Colorado	FY22.1126.037(2-5-B1274)FY24.1126.058_A6	93.838	Lung Diseases Research	COVID-19	173,526	
University of Colorado	FY23.232.003	93.847	Diabetes, Digestive, and Kidney Diseases Extramural Research	COVID-19	22,276	
University of Colorado	FY24.1304.003	93.837	Cardiovascular Diseases Research		43,625	
University of Colorado	FY24.1304.004	93.837	Cardiovascular Diseases Research		110,921	
University of Colorado	FY24.493.003 / PO 1001952119	93.838	Lung Diseases Research		77,487	
University of Colorado Boulder	PO 1001709462	93.279	Drug Abuse and Addiction Research Programs		554,862	
University of Colorado Denver	FY24.1158.002	93.859	Biomedical Research and Research Training		25,263	
University of Colorado Denver	FY24.545.001 Amd 2	93.847	Diabetes, Digestive, and Kidney Diseases Extramural Research		76,754	
University of Colorado Denver	FY24.741.002 / 2R01DK119529-06	93.847	Diabetes, Digestive, and Kidney Diseases Extramural Research		4,902	
University of Colorado Denver	FY24.976.001	93.396	Cancer Biology Research		138,315	
University of Colorado Denver	Subaward FY19.741.001/Project 2-5-A7510	93.847	Diabetes, Digestive, and Kidney Diseases Extramural Research		369	
University of Connecticut	428897 Amd 03	93.847	Diabetes, Digestive, and Kidney Diseases Extramural Research		14,633	
University of Florida	SUB00001661 / R01A1141810 Am4	93.855	Allergy and Infectious Diseases Research		46,116	
University of Florida	SUB00003346 / P0267714 Mod 2	93.310	Trans-NIH Research Support		102,477	
University of Florida	SUB00003612 Amd 1	93.859	Biomedical Research and Research Training		43,006	
University of Florida	SUB00003754	93.859	Biomedical Research and Research Training		26,951	
University of Florida	SUB00003775 old SUB00003118	93.853	Extramural Research Programs in the Neurosciences and Neurological Disorders		20,332	
University of Florida	SUB00003792	93.273	Alcohol Research Programs		59,371	
University of Florida	SUB00003907	93.273	Alcohol Research Programs	COVID-19	29,900	
University of Florida	SUB00003910	93.846	Arthritis, Musculoskeletal and Skin Diseases Research		59,799	
University of Houston	R-19-0097 Amend 4	93.853	Extramural Research Programs in the Neurosciences and Neurological Disorders		6,375	
University of Kansas Medical Center	AWD-0001931 / GR15231 Amd 03	93.865	Child Health and Human Development Extramural Research		255,770	
University of Kansas Medical Center	GR503273 Amd 01	93.855	Allergy and Infectious Diseases Research		145,503	
University of Kentucky	3200002124-19-048 PO #7800004457	93.853	Extramural Research Programs in the Neurosciences and Neurological Disorders		1,421	
University of Louisville	ULRF_22-0705-01 PO # 3000215157	93.173	Research Related to Deafness and Communication Disorders		47,237	
University of Maryland	117363-20575201	93.865	Child Health and Human Development Extramural Research		533,644	
University of Maryland	20875 PO# 1000017567	93.310	Trans-NIH Research Support		43,267	
University of Maryland	55359-Z0084201 Mod E	93.865	Child Health and Human Development Extramural Research		(534)	
University of Maryland	60838-Z0120201 Amendment E	93.173	Research Related to Deafness and Communication Disorders		114,408	
University of Maryland	64883-Z0158202 Am D	93.855	Allergy and Infectious Diseases Research		143,829	
University of Maryland Baltimore	21575	93.866	Aging Research		23,165	
University of Maryland Baltimore	F302839-00002 PO 1000003908	93.855	Allergy and Infectious Diseases Research		17,249	
University of Maryland Baltimore	Subaward No. 21408 PO1000017860	93.865	Child Health and Human Development Extramural Research		17,727	
University of Massachusetts	017772-9041	93.307	Minority Health and Health Disparities Research		20,347	
University of Massachusetts	22-016677 E00 Amd 3	93.866	Aging Research		36,412	
University of Massachusetts	SUB00000317 / PO# WA01427597	93.865	Child Health and Human Development Extramural Research		129,672	
University of Massachusetts Dartmouth	Fang-34658-UMinn	93.847	Diabetes, Digestive, and Kidney Diseases Extramural Research		33,474	
University of Miami	0500000126/PO SPC-002240 Amd 4	93.855	Allergy and Infectious Diseases Research		311,875	
University of Miami	0500000882 Amd 1 PO SPC-002382	93.242	Mental Health Research Grants		55,568	
University of Michigan	3004822520 Am9 SU01AG00974034 3007469810	93.866	Aging Research		591,950	
University of Michigan	SUBK00007941 Amd 4 PO 3007283750	93.077	Family Smoking Prevention and Tobacco Control Act Regulatory Research		3,833	
University of Michigan	SUBK00008190	93.394	Cancer Detection and Diagnosis Research		25,666	
University of Michigan	SUBK00012205/PO #3005746119 - Mod 3	93.847	Diabetes, Digestive, and Kidney Diseases Extramural Research		5,329	
University of Michigan	SUBK00012850 Amd 4	93.837	Cardiovascular Diseases Research		50,529	34,325
University of Michigan	SUBK00013503 PO 3006577229	93.847	Diabetes, Digestive, and Kidney Diseases Extramural Research		5,364	
University of Michigan	SUBK00013555 Amd 03, PO 30073229597	93.866	Aging Research		499,269	

See accompanying Notes to Schedule of Expenditures of Federal Awards.

**UNIVERSITY OF MINNESOTA
SCHEDULE OF EXPENDITURES OF FEDERAL AWARDS (CONTINUED)
YEAR ENDED JUNE 30, 2024**

Cluster, Agency, Subagency, Direct/Pass-through, Pass-through Entity	Award #	ALN#	ALN Program Title	COVID-19	Federal Expenditures	Subrecipient Expenditures
University of Michigan	SUBK00013665 Am-5 / PO 3006243933	93.172	Human Genome Research		\$ 61,432	\$ -
University of Michigan	SUBK00014512 Amd 4	93.853	Extramural Research Programs in the Neurosciences and Neurological Disorders		60,703	200
University of Michigan	SUBK00014545 Amendment 2	93.838	Lung Diseases Research		(1,791)	
University of Michigan	SUBK00016194 Amd 2	93.838	Lung Diseases Research		44,151	
University of Michigan	SUBK00016586 / PO # 3007119050	93.121	Oral Diseases and Disorders Research		10,559	
University of Michigan	SUBK00017336/PO Number: 3006974250 Amd 3	93.866	Aging Research	COVID-19	15,500	
University of Michigan	SUBK00017364 Amd 03	93.837	Cardiovascular Diseases Research		(3,000)	
University of Michigan	SUBK00017473 PO#3007265398	93.396	Cancer Biology Research		17,145	
University of Michigan	SUBK00017511 / PO # 3007147470 Amd 1	93.361	Nursing Research		42,515	
University of Michigan	SUBK00019629/PO # 3007570523	93.866	Aging Research		24,300	
University of Michigan	SUBK00020106	93.866	Aging Research		1,004,332	
University of Michigan	SUBK9210CSPR-001 Am 5	93.853	Extramural Research Programs in the Neurosciences and Neurological Disorders		19,084	
University of Missouri	C00075260-1	93.855	Allergy and Infectious Diseases Research		58,671	
University of Missouri	C00079352-3 Amendment 1	93.865	Child Health and Human Development Extramural Research		27,854	
University of Montana	PG21-61170-01 Amd 4	93.C11	Contract-Department of Health and Human Services-National Institutes of Health		464,183	
University of Oklahoma Health Sciences Center	RS20200688-01	93.393	Cancer Cause and Prevention Research		53,170	
University of Oregon	217300B Amd 04	93.279	Drug Abuse and Addiction Research Programs		108,408	
University of Pennsylvania	578134 / PO #5248071	93.866	Aging Research		64,219	
University of Pennsylvania	580141 PO 4918605 / 5U01DK103225-07	93.847	Diabetes, Digestive, and Kidney Diseases Extramural Research		2,036	
University of Pennsylvania	580818	93.353	21st Century Cures Act - Beau Biden Cancer Moonshot		32,402	
University of Pennsylvania	582580 / PO 4989907 Amd 3	93.855	Allergy and Infectious Diseases Research		623	
University of Pennsylvania	584483 / PO# 5284405	93.866	Aging Research		40,989	
University of Pennsylvania	585187 Amd 04	93.847	Diabetes, Digestive, and Kidney Diseases Extramural Research		36,227	
University of Pennsylvania	587401	93.213	Research and Training in Complementary and Integrative Health		58,067	
University of Pennsylvania	588500 / PO# 5272922	93.866	Aging Research		17,502	
University of Pennsylvania	Award No R01-HD-098269-02 Amendment 2	93.865	Child Health and Human Development Extramural Research		500	
University of Pennsylvania	RIS# 64969-01 / PO# 5240981	93.855	Allergy and Infectious Diseases Research		32,365	
University of Pennsylvania	SubAward #587764 PO# 5119798 Amd 2	93.866	Aging Research		41,341	
University of Pittsburgh	AWD00000172 (137695-2)(138479-2)	93.837	Cardiovascular Diseases Research		60,866	
University of Pittsburgh	AWD00000265 (133352-1) Amendment 4	93.866	Aging Research		22,057	
University of Pittsburgh	AWD00001277 (133933-13) Amd 5	93.846	Arthritis, Musculoskeletal and Skin Diseases Research		2,664	
University of Pittsburgh	AWD00002169 (134323-4)	93.866	Aging Research		13,700	
University of Pittsburgh	AWD000043141 (139454-60A)	93.837	Cardiovascular Diseases Research		3,048	
University of Pittsburgh	AWD00004383 (139446-1)	93.847	Diabetes, Digestive, and Kidney Diseases Extramural Research		68,351	
University of Pittsburgh	AWD00007029 (139025-4)	93.838	Lung Diseases Research		68,608	
University of Pittsburgh	AWD00007521 (139254-2)	93.866	Aging Research		25,050	
University of Rochester	417515G / GR510785 Mod 5	93.865	Child Health and Human Development Extramural Research		9,443	
University of Rochester	417516G / URFAO: GR510783 Am 3	93.865	Child Health and Human Development Extramural Research		4,887	
University of Rochester	417647G Amd 4 / GR510850	93.837	Cardiovascular Diseases Research		22,130	
University of Rochester	417699G/ URFAO: GR510868 Amd 05	93.847	Diabetes, Digestive, and Kidney Diseases Extramural Research		19,956	
University of Rochester	SUB00000057/5UH3DD023349-05 am 3	93.310	Trans-NIH Research Support		52,145	
University of Rochester	SUB00000592 / UR FAO GR533638	93.173	Research Related to Deafness and Communication Disorders		74,435	
University of South Florida	6118-1099-00-C P000023847	93.866	Aging Research		22,363	
University of South Florida	PO #0000232760,0000241987 Amendment #15	93.C11	Contract-Department of Health and Human Services-National Institutes of Health		123,279	
University of South Florida	Sub No. 6163-1082-40-BT PO P000028653	93.847	Diabetes, Digestive, and Kidney Diseases Extramural Research		258,024	
University of Southern California	107811817 Am 5	93.866	Aging Research		64,600	
University of Southern California	109626572 Amendment 4 / SCON-00002398	93.837	Cardiovascular Diseases Research		1,400	
University of Southern California	111319089 Amendment 5/ PO# 10747163	93.866	Aging Research		18,512	18,794
University of Southern California	SCON-00003102 Amd 02	93.879	Medical Library Assistance		17,865	
University of Southern California	SCON-00004118	93.866	Aging Research		111,777	
University of Southern California	SCON-00005205	93.866	Aging Research		29,533	
University of Southern California	SCON-00005592	93.866	Aging Research		6,502	
University of Southern California	SCON-00005965	93.866	Aging Research		75,678	
University of Southern California	SCON-00005967	93.853	Extramural Research Programs in the Neurosciences and Neurological Disorders		11,549	
University of Southern California	Subaward #142229081 Amendment 3	93.866	Aging Research		543,298	

See accompanying Notes to Schedule of Expenditures of Federal Awards.

**UNIVERSITY OF MINNESOTA
SCHEDULE OF EXPENDITURES OF FEDERAL AWARDS (CONTINUED)
YEAR ENDED JUNE 30, 2024**

Cluster, Agency, Subagency, Direct/Pass-through, Pass-through Entity	Award #	ALN#	ALN Program Title	COVID-19	Federal Expenditures	Subrecipient Expenditures
University of Tennessee Health Science Center	23-3390-UMN	93.847	Diabetes, Digestive, and Kidney Diseases Extramural Research		\$ 22,116	\$ -
University of Texas Dallas	R01DC019660/Subaward 2109403/PO S337338	93.173	Research Related to Deafness and Communication Disorders		14,961	
University of Texas Health Science Ctr at Houston	SA0000049 Amd 5	93.847	Diabetes, Digestive, and Kidney Diseases Extramural Research		1,644	
University of Texas Health Science Ctr at Houston	SA0002821/PO: UTH193324	93.839	Blood Diseases and Resources Research		404,442	
University of Toronto	515231 Subgrant 2 Am. 1	93.855	Allergy and Infectious Diseases Research		46,627	
University of Toronto	Subgrant1-513713 Amd 03	93.172	Human Genome Research		81,896	
University of Virginia	AWD-003166.SUB00000183 / GR101949 Amd 3	93.855	Allergy and Infectious Diseases Research		21,870	
University of Virginia	GR013792.SUB00000628 (GB11062 PO-169321)	93.837	Cardiovascular Diseases Research		466,945	
University of Virginia	GR101761.SUB00000679	93.859	Biomedical Research and Research Training		162,979	
University of Virginia	GR101912.SUB00000646	93.273	Alcohol Research Programs		2,584	
University of Washington	SC14681/PO-0100027069	93.361	Nursing Research		36,044	
University of Washington	Subaward No UWSC13991/BPO68372 Amd 1	93.242	Mental Health Research Grants		99,126	
University of Washington	Subaward UWSC12838/BPO 56867 Amendment 2	93.847	Diabetes, Digestive, and Kidney Diseases Extramural Research		138,809	
University of Washington	UWSC10691 BPO34132 Amd 6	93.310	Trans-NIH Research Support		73,826	
University of Washington	UWSC10941 BPO71581 Amd 5	93.837	Cardiovascular Diseases Research		104,980	
University of Washington	UWSC12254 / BPO51538 Amd 2	93.839	Blood Diseases and Resources Research		182,289	
University of Washington	UWSC13288 / BPO 60871	93.839	Blood Diseases and Resources Research		15,868	
University of Washington	UWSC13856 BPO # 67382 Am 1	93.879	Medical Library Assistance		90,562	
University of Washington	UWSC13960 Amend 1 / BPO # 68156	93.242	Mental Health Research Grants	COVID-19	9,071	
University of Washington	UWSC14115 / BPO69317 Amd 02	93.279	Drug Abuse and Addiction Research Programs		9,405	
University of Washington	UWSC14198 BPO69976	93.279	Drug Abuse and Addiction Research Programs		475,878	
University of Washington	UWSC14260 / BPO# 70523	93.989	International Research and Research Training		67,797	
University of Washington	UWSC14326 BPO 70985 Amd 1	93.279	Drug Abuse and Addiction Research Programs		373,457	
University of Washington	UWSC14757	93.839	Blood Diseases and Resources Research		181,264	
University of Washington	UWSC15058/ PO-0100048134	93.879	Medical Library Assistance		75,467	
University of Washington	UWSC15400 / PO# PO-0100064838	93.395	Cancer Treatment Research		43,707	
University of Wisconsin Madison	0000001581	93.855	Allergy and Infectious Diseases Research Discovery and Applied Research for Technological Innovations to Improve Human		2,197	
University of Wisconsin Madison	0000002075 Am 2	93.286	Health		49,269	
University of Wisconsin Madison	0000002493	93.866	Aging Research		51,642	
University of Wisconsin Madison	0000002500 - Amd02	93.847	Diabetes, Digestive, and Kidney Diseases Extramural Research		6,493	
University of Wisconsin Madison	0000002702 Am 1	93.866	Aging Research		3,898	
University of Wisconsin Madison	0000002946	93.865	Child Health and Human Development Extramural Research		53,559	
University of Wisconsin Madison	0000003202	93.866	Aging Research		165,646	
University of Wisconsin Madison	0000003225 / 1R01CA276269-01A1	93.394	Cancer Detection and Diagnosis Research		234,043	
University of Wisconsin Madison	0000003489	93.847	Diabetes, Digestive, and Kidney Diseases Extramural Research		17,381	
University of Wisconsin Madison	0000003507	93.866	Aging Research		7,679	
University of Wisconsin Madison	774K745/T.O. HSN26100011 Mod #7	93.C11	Contract-Department of Health and Human Services-National Institutes of Health		62,995	
UT Health Science Center San Antonio	167330/167328	93.866	Aging Research		69,889	
UT Health Science Center San Antonio	171645/171644	93.121	Oral Diseases and Disorders Research		18,361	
UT Health Science Center San Antonio	171938 Admin A, 171939 Core B/171682	93.396	Cancer Biology Research		264,291	
UT Health Science Center San Antonio	171941/171682 Amendment 01	93.396	Cancer Biology Research		6,675	
UT Health Science Center San Antonio	171943 Core D, 171945 Project 1/171682	93.396	Cancer Biology Research		25,909	
UT Health Science Center San Antonio	171947/171682 Am 1	93.396	Cancer Biology Research		389,019	
UT Health Science Center San Antonio	171948/171682 Amendment 1	93.396	Cancer Biology Research		425,498	
UT Health Science Center San Antonio	171949/171682 Amendment 1	93.396	Cancer Biology Research		103,193	
UT Southwestern Medical Center	GMO241007/PO0000003143	93.837	Cardiovascular Diseases Research		43,642	
UT Southwestern Medical Center	Subaward GMO: 210605/PO 0000002350 Am 2	93.853	Extramural Research Programs in the Neurosciences and Neurological Disorders		3,762	
Vanderbilt University	61455 formerly UNIV61455 P20056558 Amd 5	93.837	Cardiovascular Diseases Research		38,363	
Vanderbilt University	OSA00000305 / PO# P24046360	93.865	Child Health and Human Development Extramural Research		24,441	
Vanderbilt University	OSA83/UNIV60508 Amendment 5 - P19038230	93.393	Cancer Cause and Prevention Research		93,234	
Vanderbilt University Medical Center	VUMC114427	93.395	Cancer Treatment Research		30,715	
Vanderbilt University Medical Center	VUMC116697	93.393	Cancer Cause and Prevention Research		59,594	
Vanderbilt University Medical Center	VUMC67586 Amendment 6	93.393	Cancer Cause and Prevention Research		5,229	
Vanderbilt University Medical Center	VUMC95261	93.279	Drug Abuse and Addiction Research Programs		60,814	
Veterans Medical Research Foundation	098750004-326940 Amd 4	93.847	Diabetes, Digestive, and Kidney Diseases Extramural Research		2,447	
Veterans Medical Research Foundation	102580001-327910	93.837	Cardiovascular Diseases Research		61,847	
Virginia Commonwealth University	FP00015717_SA001 Amd 1	93.273	Alcohol Research Programs		181,259	

See accompanying Notes to Schedule of Expenditures of Federal Awards.

**UNIVERSITY OF MINNESOTA
SCHEDULE OF EXPENDITURES OF FEDERAL AWARDS (CONTINUED)
YEAR ENDED JUNE 30, 2024**

Cluster, Agency, Subagency, Direct/Pass-through, Pass-through Entity	Award #	ALN#	ALN Program Title	COVID-19	Federal Expenditures	Subrecipient Expenditures
Virginia Commonwealth University	FP00017049_SA009	93.853	Extramural Research Programs in the Neurosciences and Neurological Disorders		\$ 14,803	\$ -
Virginia Commonwealth University	FP00017803-SA001 Amd 1	93.242	Mental Health Research Grants		49,961	
Virginia Commonwealth University	FP00019019_SA001	93.395	Cancer Treatment Research		40,358	
Virginia Commonwealth University	Subaward FP00017804_SA001 Amendment 1	93.242	Mental Health Research Grants		39,015	
Virginia Polytechnic Inst & State University	412513-19114 Amd 05	93.279	Drug Abuse and Addiction Research Programs		22,999	
Wake Forest University	1048-45103-11000001125 / Yr1-11000000143	93.866	Aging Research		110,484	
Wake Forest University	109-33664-10000551083	93.866	Aging Research		394,390	
Wake Forest University	1094-45116-11000000260	93.866	Aging Research		38,234	
Wake Forest University	1467-32041-11000001166 WAF10445678	93.866	Aging Research		52,982	
Wake Forest University	1587-32041-11000001260 Am 1	93.866	Aging Research		1,008	
Wake Forest University	1927-45501-11000002024 / PO#ATR10993911	93.121	Oral Diseases and Disorders Research		199,754	
Wake Forest University	1932-45117-11000001833	93.393	Cancer Cause and Prevention Research		67,350	
Wake Forest University	2032-45116-11000002200	93.866	Aging Research		5,194	
Wake Forest University	2043-45117-11000002177	93.077	Family Smoking Prevention and Tobacco Control Act Regulatory Research		34,230	
Wake Forest University	5U54DA031659-10	93.077	Family Smoking Prevention and Tobacco Control Act Regulatory Research		624,211	203,494
Washington State University	127687 SPC004723 (G004294)	93.310	Trans-NIH Research Support	COVID-19	39,168	
Washington State University	130996 SPC004030G	93.273	Alcohol Research Programs		43,680	
Washington State University	132471 G003958	93.866	Aging Research		6,886	
Washington State University	132471 SPC004724 Amd B	93.866	Aging Research		2,799	
Washington State University	136874 SPC003555	93.866	Aging Research		72,876	
Washington State University	143567-WSU001210 / SPC006114	93.866	Aging Research		26,555	
Washington University in St Louis	POST00000509 / WU-19-416-04	93.242	Mental Health Research Grants		77,112	
Washington University in St Louis	ST00011984	93.837	Cardiovascular Diseases Research		381,742	
Washington University in St Louis	WU-19-328-Mod5/PO 2939513H	93.865	Child Health and Human Development Extramural Research		18,162	
Washington University in St Louis	WU-21-8 MOD01	93.242	Mental Health Research Grants		74,668	
Washington University in St Louis	WU-23-0025/POST00011732	93.279	Drug Abuse and Addiction Research Programs		(161,425)	
Washington University in St Louis	WU-23-0124 Mod 1/ PO ST00011141	93.279	Drug Abuse and Addiction Research Programs		461,653	
Washington University in St Louis	WU-23-0444/PO ST00012833	93.837	Cardiovascular Diseases Research		4,809	
Washington University in St Louis	WU-23-0549-MOD-1 / PO ST00018439	93.866	Aging Research		687,944	
Washington University in St Louis	WU-24-0074 PO ST00016477	93.866	Aging Research		206,117	
Washington University in St Louis	WU-24-0094 / ST00016423	93.279	Drug Abuse and Addiction Research Programs		1,257,501	
Washington University in St Louis	WU-24-0265	93.866	Aging Research		938,275	
Washington University in St Louis	WU-24-0336(ST00018473) Cryovr WU-23-0025	93.279	Drug Abuse and Addiction Research Programs		159,425	
Washington University in St Louis	WU-24-0514-MOD003	93.279	Drug Abuse and Addiction Research Programs		666,572	
Westat Inc	6426-03-S006 Mod 5	93.C11	Contract-Department of Health and Human Services-National Institutes of Health		44,187	
Westat Inc	6600-05-S021	93.C11	Contract-Department of Health and Human Services-National Institutes of Health		8,585	
Westat Inc	6648-00-S027	93.C11	Contract-Department of Health and Human Services-National Institutes of Health		70,000	
Westat Inc	Amendment 3	93.C11	Contract-Department of Health and Human Services-National Institutes of Health		4,418	
Westat Inc	Subcontract No. 6410 Modification 21	93.C11	Contract-Department of Health and Human Services-National Institutes of Health		1,735	
Xanthoshealth LLC	21-001	93.C11	Contract-Department of Health and Human Services-National Institutes of Health		13,337	
Yale University	CON-80003064 (GR112833)	93.143	NIEHS Superfund Hazardous Substances_Basic Research and Education		72,733	
Yale University	CON-80003852 (GR117756) Amd 5	93.279	Drug Abuse and Addiction Research Programs		98,644	
Yale University	CON-80004227(GR119493) AWD0009246	93.393	Cancer Cause and Prevention Research		136,111	
Yale University	CON-80004476 (GR120941)	93.847	Diabetes, Digestive, and Kidney Diseases Extramural Research		73,529	
Yale University	CON-80004490 (GR120972)	93.361	Nursing Research		32,513	
Yale University	GR110580 (CON-80002729)	93.838	Lung Diseases Research	COVID-19	(47,786)	
Yale University	Sub# CON-80003644 (GR116157) Amendment 2	93.279	Drug Abuse and Addiction Research Programs		6,272	
Yale University	Subaward GR111849 (CON-80002851) Mod 4	93.242	Mental Health Research Grants		2,353	
Department of Health and Human Services, Substance Abuse and Mental Health Services Administration Passthrough:						
New York University	107139 / PO# M190266822 / Amend 4	93.243	Substance Abuse and Mental Health Services Projects of Regional and National Significance		982	
Northwell Health Inc	5101301UMN	93.243	Substance Abuse and Mental Health Services Projects of Regional and National Significance		7,863	

See accompanying Notes to Schedule of Expenditures of Federal Awards.

**UNIVERSITY OF MINNESOTA
SCHEDULE OF EXPENDITURES OF FEDERAL AWARDS (CONTINUED)
YEAR ENDED JUNE 30, 2024**

Cluster, Agency, Subagency, Direct/Pass-through, Pass-through Entity	Award #	ALN#	ALN Program Title	COVID-19	Federal Expenditures	Subrecipient Expenditures
Department of Homeland Security						
Direct	NS Prog-Morris campus storm damage	97.UXX	Unid CFDA-Department of Homeland Security		\$ 289,775	\$ 83,805
Department of Homeland Security, Federal Emergency Management Agency						
Passthrough:						
Iowa State University	028275A	97.044	Assistance to Firefighters Grant		113,408	
Department of Justice, Office of Justice Programs						
Direct	2020-MU-MU-0040	16.560	National Institute of Justice Research, Evaluation, and Development Project Grants		1,959	
Passthrough:						
RTI International	1-312-0217211-65965L / 888-15-05-36 MOD2	16.560	National Institute of Justice Research, Evaluation, and Development Project Grants		44,656	
University of Illinois Chicago	19597	16.839	STOP School Violence		65,485	
Department of State, Bureau of Educational and Cultural						
Passthrough:						
Institute of International Education	3000303474	19.010	Academic Exchange Programs - Hubert H. Humphrey Fellowship Program		223,315	
Department of the Interior						
Direct	140G0221C0002/0040513756 Am 3	15.CXX	Contract-Department of the Interior		(2,721)	
Direct	140G0222P0075/0040562326	15.CXX	Contract-Department of the Interior		22,950	
Passthrough:						
Novateur Research Solutions LLC	CON-100369 140D0423C0033	15.CXX	Contract-Department of the Interior		201,772	
Department of the Interior, Bureau of Reclamation						
Direct	R23AC00439-00	15.506	Water Desalination Research and Development		15,520	
Passthrough:						
Massachusetts Institute of Technology	s5667, PO #770312	15.506	Water Desalination Research and Development		47,011	
Department of the Interior, National Park Service						
Direct	P17AC01153	15.945	Cooperative Research and Training Programs-Resources of the National Park System		25,904	
Direct	P18AC00073-03	15.945	Cooperative Research and Training Programs-Resources of the National Park System		13,574	
Direct	P20AC00366	15.945	Cooperative Research and Training Programs-Resources of the National Park System		39,669	
Direct	P20AC00367-02	15.945	Cooperative Research and Training Programs-Resources of the National Park System		35,092	
Direct	P21AC11359-01	15.945	Cooperative Research and Training Programs-Resources of the National Park System		12,140	
Direct	P21AC11851-00	15.945	Cooperative Research and Training Programs-Resources of the National Park System		13,131	
Direct	P22AC00087-00	15.945	Cooperative Research and Training Programs-Resources of the National Park System		6,394	
Direct	P22AC00636-01	15.945	Cooperative Research and Training Programs-Resources of the National Park System		84,011	
Direct	P22AC02081-00	15.945	Cooperative Research and Training Programs-Resources of the National Park System		802	
Direct	P22AC02150-00	15.945	Cooperative Research and Training Programs-Resources of the National Park System		91,987	
Direct	P23AC01201-00	15.945	Cooperative Research and Training Programs-Resources of the National Park System		15,636	
Direct	P23AC01565-00	15.945	Cooperative Research and Training Programs-Resources of the National Park System		10,264	
Direct	P23AC01838-00	15.945	Cooperative Research and Training Programs-Resources of the National Park System		117,572	
Direct	P23AC02029-00	15.945	Cooperative Research and Training Programs-Resources of the National Park System		3,053	
Direct	P24AC00411-00	15.945	Cooperative Research and Training Programs-Resources of the National Park System		3,189	
Passthrough:						
Northland College	P19AC00256NC01	15.945	Cooperative Research and Training Programs-Resources of the National Park System		22,754	
Northland College	P24AC00283-S1	15.945	Cooperative Research and Training Programs-Resources of the National Park System		1,859	

See accompanying Notes to Schedule of Expenditures of Federal Awards.

**UNIVERSITY OF MINNESOTA
SCHEDULE OF EXPENDITURES OF FEDERAL AWARDS (CONTINUED)
YEAR ENDED JUNE 30, 2024**

Cluster, Agency, Subagency, Direct/Pass-through, Pass-through Entity	Award #	ALN#	ALN Program Title	COVID-19	Federal Expenditures	Subrecipient Expenditures
Department of the Interior, US Fish and Wildlife Service						
Direct	F20AC00223	15.678	Cooperative Ecosystem Studies Units		\$ (2,325)	\$ -
Direct	F22AC01442-00	15.657	Endangered Species Recovery Implementation		149,654	
Direct	F22AC02829-00	15.654	National Wildlife Refuge System Enhancements		96,948	
Direct	F22AC02950-00	15.657	Endangered Species Recovery Implementation		51,510	
Direct	F22AP01322-00	15.619	Rhinoceros and Tiger Conservation Fund		102,869	
Direct	F23AC00542-00	15.662	Great Lakes Restoration		18,865	
Direct	F23AP02782-00	15.608	Fish and Wildlife Management Assistance		19,475	
Direct	F24AP00308-00	15.628	Multistate Conservation Grant		15,879	
Passthrough:						
MN Department of Natural Resources	208024	15.608	Fish and Wildlife Management Assistance		14,567	
MN Department of Natural Resources	233519	15.634	State Wildlife Grants		26,799	
MN Department of Natural Resources	3193756	15.634	State Wildlife Grants		12,039	
Montana State University	G253-22-W9457 Am 2	15.662	Great Lakes Restoration		31,720	
Montana State University	G340-23-W9457	15.662	Great Lakes Restoration		9,998	
The Nature Conservancy	WI-CC-2021	15.662	Great Lakes Restoration		4,833	
University of Wisconsin Madison	000003322	15.628	Multistate Conservation Grant		15,636	
Department of the Interior, US Geological Survey						
Direct	G20AC00096-01	15.808	U.S. Geological Survey Research and Data Collection		39,793	10,195
Direct	G20AC00411	15.812	Cooperative Research Units		71,284	
Direct	G20AC00457	15.808	U.S. Geological Survey Research and Data Collection		116,331	35,880
Direct	G21AC10091-03	15.808	U.S. Geological Survey Research and Data Collection		24,621	
Direct	G21AC10204-00	15.808	U.S. Geological Survey Research and Data Collection		145,810	
Direct	G21AC10331-00	15.812	Cooperative Research Units		53,903	
Direct	G21AC10710-00	15.812	Cooperative Research Units	COVID-19	31,476	
Direct	G21AC10796-06	15.820	National and Regional Climate Adaptation Science Centers		750,714	295,792
Direct	G21AP10176-00	15.805	Assistance to State Water Resources Research Institutes		13,426	
Direct	G21AP10208-00	15.805	Assistance to State Water Resources Research Institutes		130,756	39,049
Direct	G21AP10615-02	15.805	Assistance to State Water Resources Research Institutes		135,103	
Direct	G22AC00138-03	15.808	U.S. Geological Survey Research and Data Collection		20,154	
Direct	G22AC00151-02	15.805	Assistance to State Water Resources Research Institutes		62,786	
Direct	G22AC00154-02	15.808	U.S. Geological Survey Research and Data Collection		142,227	
Direct	G22AC00370-00	15.810	National Cooperative Geologic Mapping		83,585	
Direct	G22AC00430-00	15.808	U.S. Geological Survey Research and Data Collection		136,789	
Direct	G22AC00438-02	15.808	U.S. Geological Survey Research and Data Collection		69,532	
Direct	G22AC00474-00	15.820	National and Regional Climate Adaptation Science Centers		43,152	43,152
Direct	G22AC00479-01	15.820	National and Regional Climate Adaptation Science Centers		103,261	
Direct	G22AC00503-00	15.808	U.S. Geological Survey Research and Data Collection		4,568	
Direct	G22AC00540-01	15.820	National and Regional Climate Adaptation Science Centers		96,490	40,964
Direct	G22AC00551-00	15.820	National and Regional Climate Adaptation Science Centers		156,854	156,854
Direct	G22AC00590-02	15.820	National and Regional Climate Adaptation Science Centers		157,017	143,267
Direct	G22AP00056-00	15.805	Assistance to State Water Resources Research Institutes		73,794	
Direct	G23AC00058-00	15.073	Earth Mapping Resources Initiative		96,301	61,642
Direct	G23AC00120-00	15.808	U.S. Geological Survey Research and Data Collection		33,965	
Direct	G23AC00276-00	15.820	National and Regional Climate Adaptation Science Centers		74,945	61,195
Direct	G23AC00281-00	15.812	Cooperative Research Units		6,810	
Direct	G23AC00388-00	15.820	National and Regional Climate Adaptation Science Centers		65,668	51,918
Direct	G23AC00412-00	15.808	U.S. Geological Survey Research and Data Collection		3,908	
Direct	G23AC00450-01	15.812	Cooperative Research Units		19,439	
Direct	G23AC00451-00	15.812	Cooperative Research Units		10,612	
Direct	G23AC00550-00	15.808	U.S. Geological Survey Research and Data Collection		85,178	
Direct	G23AC00608-00	15.820	National and Regional Climate Adaptation Science Centers		21,660	
Direct	G23AC00668-01	15.820	National and Regional Climate Adaptation Science Centers		47,664	
Direct	G23AP00027-00	15.805	Assistance to State Water Resources Research Institutes		68,894	
Direct	G23AP00032-00	15.805	Assistance to State Water Resources Research Institutes		59,583	
Direct	G23AP00041-00	15.805	Assistance to State Water Resources Research Institutes		28,940	
Direct	G23AP00045-00	15.805	Assistance to State Water Resources Research Institutes		59,876	
Direct	G24AP00017-00	15.805	Assistance to State Water Resources Research Institutes		17,422	

See accompanying Notes to Schedule of Expenditures of Federal Awards.

**UNIVERSITY OF MINNESOTA
SCHEDULE OF EXPENDITURES OF FEDERAL AWARDS (CONTINUED)
YEAR ENDED JUNE 30, 2024**

Cluster, Agency, Subagency, Direct/Pass-through, Pass-through Entity	Award #	ALN#	ALN Program Title	COVID-19	Federal Expenditures	Subrecipient Expenditures
Passthrough:						
America View Incorporated	AV18-MN-01	15.815	National Land Remote Sensing Education Outreach and Research		\$ 5,985	\$ -
Ball State University	22-0400-001	15.805	Assistance to State Water Resources Research Institutes		45,340	
MN Department of Natural Resources	234867	15.808	U.S. Geological Survey Research and Data Collection		11,078	
The University of Iowa	503062-01	15.808	U.S. Geological Survey Research and Data Collection		3,014	
University of Wisconsin Madison	0000001351 mod 2	15.808	U.S. Geological Survey Research and Data Collection		50,069	
Department of the Treasury, Departmental Offices						
Passthrough:						
Saint Louis County	17327A	21.027	CORONAVIRUS STATE AND LOCAL FISCAL RECOVERY FUNDS	COVID-19	51,039	
Department of Transportation, Federal Highway Administration						
Direct						
	693JJ32445026	20.215	Highway Training and Education		10,000	
Passthrough:						
MN Department of Transportation	1003325 WO 136 Am 3	20.205	Highway Planning and Construction		77,576	
MN Department of Transportation	1036342 WO 05 Amd 03	20.200	Highway Research and Development Program		57,224	
MN Department of Transportation	1036342 WO 24 Amend. 1	20.205	Highway Planning and Construction		15,282	
MN Department of Transportation	1036342 wo 54 Amd 1	20.200	Highway Research and Development Program		122,024	
MN Department of Transportation	1036342 WO 6 Federal Project TPF-5(455)	20.205	Highway Planning and Construction		544,010	
MN Department of Transportation	1036342 WO 94	20.205	Highway Planning and Construction		65,579	
MN Department of Transportation	1036342 Work Order 11	20.205	Highway Planning and Construction		23,998	
MN Department of Transportation	1036342 Work Order 15	20.205	Highway Planning and Construction		20,519	
MN Department of Transportation	1036342 Work Order Number: 108	20.205	Highway Planning and Construction		79,597	
MN Department of Transportation	1036342 Work Order Number: 74	20.205	Highway Planning and Construction		3,364	
MN Department of Transportation	1036342 Work Order: 56	20.205	Highway Planning and Construction		64,716	
MN Department of Transportation	1036342 Work Order: 69	20.205	Highway Planning and Construction		78,075	
MN Department of Transportation	1036342 Work Order: 71	20.215	Highway Training and Education		202,284	
MN Department of Transportation	1036342/Work Order: 113	20.200	Highway Research and Development Program		25,574	
MN Department of Transportation	1036342WO25	20.200	Highway Research and Development Program		10,407	
MN Department of Transportation	Contract 1036342 WO 91	20.205	Highway Planning and Construction		4,697	
MN Department of Transportation	MnDOT Contract #1036342 Work Order 93	20.205	Highway Planning and Construction		79,006	
MN Metropolitan Council	SG-23M-UM-09	20.205	Highway Planning and Construction		60,000	
MN Metropolitan Council	SG-24M-UM-02	20.205	Highway Planning and Construction		19,773	
MN Metropolitan Council	SG-24M-UM-03	20.205	Highway Planning and Construction		5,019	
Western Research Institute	UMN17-650	20.200	Highway Research and Development Program		11,576	
Department of Transportation, Federal Transit Administration						
Passthrough:						
MN Department of Transportation	1036342 W.O. # 73	20.530	Public Transportation Innovation		114,939	
Department of Transportation, Maritime Administration						
Passthrough:						
University of Wisconsin Superior	GS CA2 MOD2, R1, P2 UMD-001	20.819	Ballast Water Treatment Technologies		62,328	
University of Wisconsin Superior	GS CA2 MOD2, R1, P3 UMD-001	20.819	Ballast Water Treatment Technologies		83,166	
University of Wisconsin Superior	GS CA2 MOD2, R1, P3-UMD-002	20.819	Ballast Water Treatment Technologies		14,334	
University of Wisconsin Superior	GS CA2 MOD2, R1, P4 -UMD-001	20.819	Ballast Water Treatment Technologies		7,136	
University of Wisconsin Superior	GS CA2 MOD2, R3 P2-UMD-002	20.819	Ballast Water Treatment Technologies		897	
University of Wisconsin Superior	GS CA2 MOD2, R3, P1; CA2 MOD2 NRD	20.819	Ballast Water Treatment Technologies		135,653	
University of Wisconsin Superior	GS CA2 MOD2, R3, P2 - UMD-001 PO SUP5198	20.819	Ballast Water Treatment Technologies		198,251	
University of Wisconsin Superior	GS CA2, R1, P2 and CA2, R1, P3 UMD-001	20.819	Ballast Water Treatment Technologies		32,643	
University of Wisconsin Superior	GS CA2, R5, P2 - UMD-001	20.819	Ballast Water Treatment Technologies		19,960	
Department of Transportation, Office of the Secretary						
Passthrough:						
University of Michigan	SUBK00017953,PO # 3007707279	20.701	University Transportation Centers Program		155,456	
Department of Veterans Affairs						
Direct						
	36C24E19D0011 PO618D32007 OY 4	64.CXX	Contract-Department of Veterans Affairs		13,200	
Direct						
	36C24E20D0015 PO 618D32012	64.CXX	Contract-Department of Veterans Affairs		5,280	
Direct						
	36C24E20P0225 / P00006 618-D32015	64.CXX	Contract-Department of Veterans Affairs		13,835	
Direct						
	36C24E22P0061 P000003	64.CXX	Contract-Department of Veterans Affairs		10,479	
Direct						
	36C24E23P0083/PO# 618D42006	64.CXX	Contract-Department of Veterans Affairs		8,825	
Direct						
	NS Prog-VA Res IPA's	64.UXX	Unid CFDA-Department of Veterans Affairs		314,165	350,230
Direct						
	PO 650D93029	64.UXX	Unid CFDA-Department of Veterans Affairs		312	

See accompanying Notes to Schedule of Expenditures of Federal Awards.

**UNIVERSITY OF MINNESOTA
SCHEDULE OF EXPENDITURES OF FEDERAL AWARDS (CONTINUED)
YEAR ENDED JUNE 30, 2024**

Cluster, Agency, Subagency, Direct/Pass-through, Pass-through Entity	Award #	ALN#	ALN Program Title	COVID-19	Federal Expenditures	Subrecipient Expenditures
Environmental Protection Agency						
Direct	00E02740 Mod 3	66.461	Regional Wetland Program Development Grants		\$ 60	\$ -
Direct	00E02942-2	66.469	Geographic Programs - Great Lakes Restoration Initiative		741,949	
Direct	00E03139-1	66.469	Geographic Programs - Great Lakes Restoration Initiative Surveys, Studies, Investigations, Training and Special Purpose Activities Relating to		587,672	
Direct	00E03450-0-XJ	66.309	Environmental Justice		1,021,146	467,975
Direct	4U - 84071401 -1	66.708	Pollution Prevention Grants Program		43,724	
Direct	84046401	66.509	Science To Achieve Results (STAR) Research Program		214,859	69,828
Direct	84064501-0	66.511	Office of Research and Development Consolidated Research/Training/Fellowships		73,303	
Direct	CR-83940001-1	66.511	Office of Research and Development Consolidated Research/Training/Fellowships		145,225	
Direct	CR-84060501-0	66.511	Office of Research and Development Consolidated Research/Training/Fellowships		449,904	166,348
Direct	RD-83542201	66.509	Science To Achieve Results (STAR) Research Program		(428)	(428)
Passthrough:						
Cape Cod Commission	CON-107330 00A01147	66.129	Geographic Programs - Southeast New England Coastal Watershed Restoration Program		31,452	
Central Michigan University	F64661 GL-00E02956 Amendment 3	66.469	Geographic Programs - Great Lakes Restoration Initiative		341,767	16,870
Eastern Research Group Inc	Task order 1 under Master P5SSC-0001/8	66.CXX	Contract-Environmental Protection Agency		23,056	
MN Department of Health	212863	66.472	Beach Monitoring and Notification Program Implementation Grants		(65)	
MN Department of Health	H12529R	66.472	Beach Monitoring and Notification Program Implementation Grants		16,521	
MN Department of Natural Resources	2429A SWIFT Contract 233070 Am. 1	66.469	Geographic Programs - Great Lakes Restoration Initiative		3,190	
MN Pollution Control Agency	188786	66.419	Water Pollution Control State, Interstate, and Tribal Program Support		4,000	
MN Pollution Control Agency	242827	66.046	Climate Pollution Reduction Grants		3,771	
MN Pollution Control Agency	244674	66.046	Climate Pollution Reduction Grants		20,579	
MN Pollution Control Agency	244710	66.046	Climate Pollution Reduction Grants		39,013	
MN Pollution Control Agency	SWIFT 213212	66.605	Performance Partnership Grants		101,047	
MN Pollution Control Agency	SWIFT Contract 234611	66.469	Geographic Programs - Great Lakes Restoration Initiative		8,883	
MN Pollution Control Agency	SWIFT Contract: 220024	66.708	Pollution Prevention Grants Program		83,339	
MN Pollution Control Agency	SWIFT Contract: 220183	66.708	Pollution Prevention Grants Program		114,823	
MN Pollution Control Agency	SWIFT: 183595/PO: 3000027281	66.605	Performance Partnership Grants		26,829	
Sand County Foundation	CON-89648 02D01421	66.475	Geographic Programs Gulf of Mexico Program		108,003	
University of South Florida	1211-1131-00-A Amendment 2	66.475	Geographic Programs Gulf of Mexico Program		13,824	
University of Wisconsin Madison	000002658 Amendment 1	66.509	Science To Achieve Results (STAR) Research Program		71,324	
National Aeronautics and Space Administration						
Direct	1682629	43.001	Science		11,564	
Direct	1688027	43.001	Science		30,772	
Direct	1698662	43.001	Science		42,899	
Direct	1704207	43.001	Science		70,171	
Direct	1706333	43.001	Science		8,282	
Direct	80NSSC18K1367 P00005	43.001	Science		60,749	110
Direct	80NSSC19K0305 P04	43.001	Science		10,270	
Direct	80NSSC19K0318 P00004	43.001	Science		30,593	
Direct	80NSSC19K0842 P00005	43.001	Science		119,967	
Direct	80NSSC20K0186 P05	43.001	Science		212,847	
Direct	80NSSC20K0465 P00005	43.001	Science		33,685	
Direct	80NSSC20K0614 P00004	43.001	Science		15,857	
Direct	80NSSC20K0718 P06	43.001	Science		105,894	49,543
Direct	80NSSC20K0876 P05	43.001	Science		127,903	
Direct	80NSSC20K0927 P01	43.001	Science		103,821	
Direct	80NSSC20K1061	43.001	Science		63,407	
Direct	80NSSC20K1166 P00004	43.012	Space Technology		63,795	
Direct	80NSSC20K1269 P04	43.001	Science		373,811	
Direct	80NSSC20K1294 P03	43.001	Science		122,262	
Direct	80NSSC20K1331 P00003	43.001	Science		43,697	
Direct	80NSSC20K1485 P02	43.001	Science		97,891	42,775
Direct	80NSSC20K1717 P03	43.001	Science		118,242	
Direct	80NSSC21K0521 P00001	43.001	Science		118,338	31,535
Direct	80NSSC21K0595 P00002	43.001	Science		1,053,179	482,776
Direct	80NSSC21K0992 P00002	43.001	Science		83,931	
Direct	80NSSC21K1311 P00001	43.001	Science		192,156	

See accompanying Notes to Schedule of Expenditures of Federal Awards.

**UNIVERSITY OF MINNESOTA
SCHEDULE OF EXPENDITURES OF FEDERAL AWARDS (CONTINUED)
YEAR ENDED JUNE 30, 2024**

Cluster, Agency, Subagency, Direct/Pass-through, Pass-through Entity	Award #	ALN#	ALN Program Title	COVID-19	Federal Expenditures	Subrecipient Expenditures
Direct	80NSSC21K1349 P00005	43.001	Science		\$ 203,514	\$ 39,082
Direct	80NSSC21K1387 P04	43.001	Science		35,475	
Direct	80NSSC21K1510 P06	43.001	Science		496,856	
Direct	80NSSC21K1615 P00002	43.001	Science		28,676	
Direct	80NSSC21K1826 P02	43.001	Science		128,616	21,633
Direct	80NSSC21K1975 P03	43.001	Science		188,284	
Direct	80NSSC21M0018 P00003 Amd 4	43.001	Science		27,727	
Direct	80NSSC22K0577 P00002	43.001	Science		811,809	435,267
Direct	80NSSC22K0596	43.001	Science		99,055	18,158
Direct	80NSSC22K1014 P00001	43.001	Science		178,633	34,452
Direct	80NSSC22K1221 P00002	43.012	Space Technology		80,265	
Direct	80NSSC22K1701 Amd P01	43.001	Science		171,989	91,001
Direct	80NSSC23K0075 P00001	43.012	Space Technology		213,687	
Direct	80NSSC23K0276 P00002	43.001	Science		185,509	129,702
Direct	80NSSC23K0411 P00001	43.001	Science		121,842	
Direct	80NSSC23K0477	43.001	Science		40,406	
Direct	80NSSC23K0520	43.001	Science		87,999	
Direct	80NSSC23K1006	43.001	Science		63,725	
Direct	80NSSC23K1127	43.001	Science		13,050	
Direct	80NSSC23K1179	43.012	Space Technology		61,000	
Direct	80NSSC23K1364	43.001	Science		39,419	
Direct	80NSSC23K1426 P00001	43.001	Science		61,447	
Direct	80NSSC23K1496	43.012	Space Technology		93,603	
Direct	80NSSC23K1621	43.001	Science		44,922	
Direct	80NSSC23M0233	43.012	Space Technology		98,783	
Direct	80NSSC24K0134	43.001	Science		41,956	
Direct	80NSSC24K0224	43.001	Science		16,913	
Direct	80NSSC24K0713	43.001	Science		7,265	
Direct	80NSSC24M0030	43.001	Science		68,547	475
Direct	80NSSC24M0037	43.001	Science		62,947	
Direct	80NSSC24M0039	43.001	Science		71,446	
Direct	80NSSC24M0048	43.001	Science		20,932	
Direct	HST-AR-15791.002-A Am 5	43.UXX	Unid CFDA-National Aeronautics and Space Administration		3,214	
Direct	HST-AR-15792.002-A Am 5	43.UXX	Unid CFDA-National Aeronautics and Space Administration		11,118	
Direct	HST-AR-16134.001-A Am 4	43.C02	Institute		15,671	
Direct	HST-AR-16155.002-A	43.C02	Contract-National Aeronautics and Space Administration-Space Telescope Science Institute		2,326	
Direct	HST-GO-15812.002-A Am 2	43.001	Science		3,286	
Direct	HST-GO-15936.001-A Amd09	43.C02	Contract-National Aeronautics and Space Administration-Space Telescope Science Institute		159,807	
Direct	HST-GO-16162.003-A	43.C02	Contract-National Aeronautics and Space Administration-Space Telescope Science Institute		8,391	
Direct	HST-GO-16209.002-A Amd 04	43.C02	Contract-National Aeronautics and Space Administration-Space Telescope Science Institute		53,758	
Direct	HST-GO-16223.002-A Amd 04	43.C02	Contract-National Aeronautics and Space Administration-Space Telescope Science Institute		16,185	
Direct	HST-GO-16292.002-A	43.C02	Contract-National Aeronautics and Space Administration-Space Telescope Science Institute		6,930	
Direct	HST-GO-16294.002-A Am 4	43.C02	Contract-National Aeronautics and Space Administration-Space Telescope Science Institute		4,749	
Direct	HST-GO-17505.015-A	43.001	Science		1,721	
Direct	NNX15AB38G NCE	43.007	Space Operations		17,375	
Direct	Subaward No. SV0-09022 Am 2	43.001	Science		87,880	
Passthrough:						
California Institute of Technology	5629444	43.001	Science		16,632	
Duke University	343-000154	43.001	Science		1,691	
Georgia Institute of Technology	AWD-102499-G3, PO-50067 (RK558-G3), Am 9	43.001	Science		18,655	
Michigan State University	RC114555UM	43.001	Science		196,169	
Montana State University	G327-22-W9649 Am 3	43.001	Science		178,675	

See accompanying Notes to Schedule of Expenditures of Federal Awards.

**UNIVERSITY OF MINNESOTA
SCHEDULE OF EXPENDITURES OF FEDERAL AWARDS (CONTINUED)
YEAR ENDED JUNE 30, 2024**

Cluster, Agency, Subagency, Direct/Pass-through, Pass-through Entity	Award #	ALN#	ALN Program Title	COVID-19	Federal Expenditures	Subrecipient Expenditures
New Jersey Institute of Technology	(NP) 997415 Mod 4	43.001	Science		\$ 55,657	\$ -
Oregon State University	NS343A-A	43.001	Science		105,780	
Oregon State University	NS360A-A	43.001	Science		68,174	
Questek Innovations LLC	Prime contract 80NSSC22CA047	43.CXX	Contract-National Aeronautics and Space Administration		107,883	
Southwest Research Institute	R99012AS mod 1	43.001	Science		29,471	
Southwest Research Institute	S99022AKP	43.CXX	Contract-National Aeronautics and Space Administration		8,266	
Space Science Institute	SUBAWD 000937	43.001	Science		2,653	
The Adler Planetarium	Subagreement 3103-01 Am 3	43.001	Science		291,175	
The Ohio State University	GR124829 / SPC-1000005429	43.001	Science		116,731	
The University of Maine	UMS1287	43.001	Science		9,987	
The University of Oklahoma	2024-29	43.001	Science		57,361	
Universities Space Research Association	09_00029	43.001	Science		7,000	
Universities Space Research Association	SOF 08_0006 Mod 2	43.CXX	Contract-National Aeronautics and Space Administration		4,111	
University of California Berkeley	00007447 / 975268 / BB01679206	43.CXX	Contract-National Aeronautics and Space Administration		525,720	
University of California Berkeley	00010302 / PO # BB01694882 Amd 16	43.CXX	Contract-National Aeronautics and Space Administration		222,025	
University of California Berkeley	00011088 Am 1	43.001	Science		14,487	
University of California Berkeley	PO # BB01676535 00011225	43.CXX	Contract-National Aeronautics and Space Administration		231,224	
University of Colorado	1561378 PO#1001618358	43.012	Space Technology		28,023	
University of Colorado Boulder	PO# 1001586776 Rev. 5/Award #1561288-2	43.012	Space Technology		693,333	
University of Maryland	91185-26301201 Amd B	43.001	Science		101,483	
University of Nebraska Medical Center	34-5420-2036-001	43.001	Science		98,358	
University of Wisconsin Madison	0000002185-01	43.001	Science		59,438	
University of Wisconsin Madison	0000002450 Amendment 1	43.001	Science		20,901	
Washington University in St Louis	WU-22-0110 / PO ST00002688 MOD 1	43.001	Science		20,440	
Woods Hole Oceanographic Institution	Proj. No. 23142700 / Sub. No. A101473 A5	43.001	Science		55,513	
National Aeronautics and Space Administration, Space Telescope Science Institute						
Direct	HST-AR-17026.002-A	43.U01	Unid CFDA-National Aeronautics and Space Administration-Space Telescope Science Institute		20,623	
Direct	HST-GO-16453.002-A	43.U01	Unid CFDA-National Aeronautics and Space Administration-Space Telescope Science Institute		6,747	
Direct	HST-GO-16644.002-A Am 1	43.U01	Unid CFDA-National Aeronautics and Space Administration-Space Telescope Science Institute		16,802	
Direct	HST-GO-16729.001-A Am 1	43.U01	Unid CFDA-National Aeronautics and Space Administration-Space Telescope Science Institute		40,075	
Direct	HST-GO-16734.001-A Amd 04	43.U01	Unid CFDA-National Aeronautics and Space Administration-Space Telescope Science Institute		114,536	
Direct	HST-GO-17069.002-A Am 3	43.U01	Unid CFDA-National Aeronautics and Space Administration-Space Telescope Science Institute		121,668	
Direct	HST-GO-17147.001-A Am 1	43.U01	Unid CFDA-National Aeronautics and Space Administration-Space Telescope Science Institute		109,157	
Direct	HST-GO-17228.001-A	43.U01	Unid CFDA-National Aeronautics and Space Administration-Space Telescope Science Institute		54,377	
Direct	HST-GO-17253.001-A	43.U01	Unid CFDA-National Aeronautics and Space Administration-Space Telescope Science Institute		463	
Direct	JWST-AR-03248.001-A	43.U01	Unid CFDA-National Aeronautics and Space Administration-Space Telescope Science Institute		14,804	
Direct	JWST-GO-01566.001-A Am 2	43.U01	Unid CFDA-National Aeronautics and Space Administration-Space Telescope Science Institute		54,890	
Direct	JWST-GO-01571.007-A AM 1	43.U01	Unid CFDA-National Aeronautics and Space Administration-Space Telescope Science Institute		42,223	
Direct	JWST-GO-01617.003-A Am 1	43.U01	Unid CFDA-National Aeronautics and Space Administration-Space Telescope Science Institute		4,081	
Direct	JWST-GO-01638.002-A Mod 1	43.U01	Unid CFDA-National Aeronautics and Space Administration-Space Telescope Science Institute		10,138	
Direct	JWST-GO-01731.006-A	43.U01	Unid CFDA-National Aeronautics and Space Administration-Space Telescope Science Institute		18,906	
Direct	JWST-GO-01897.008-A	43.U01	Unid CFDA-National Aeronautics and Space Administration-Space Telescope Science Institute		6,264	
Direct	JWST-GO-02756.011-A AM 1	43.U01	Unid CFDA-National Aeronautics and Space Administration-Space Telescope Science Institute		22,920	

See accompanying Notes to Schedule of Expenditures of Federal Awards.

**UNIVERSITY OF MINNESOTA
SCHEDULE OF EXPENDITURES OF FEDERAL AWARDS (CONTINUED)
YEAR ENDED JUNE 30, 2024**

Cluster, Agency, Subagency, Direct/Pass-through, Pass-through Entity	Award #	ALN#	ALN Program Title	COVID-19	Federal Expenditures	Subrecipient Expenditures
Direct	JWST-GO-02767.001-A	43.U01	Unid CFDA-National Aeronautics and Space Administration-Space Telescope Science Institute		\$ 9,444	\$ -
Direct	JWST-GO-04446.013-A	43.U01	Unid CFDA-National Aeronautics and Space Administration-Space Telescope Science Institute		9,403	
National Endowment for the Arts						
Direct	20082	45.024	Promotion of the Arts Grants to Organizations and Individuals		6,567	
National Endowment for the Humanities						
Direct	DR-296732-24	45.169	Promotion of the Humanities Office of Digital Humanities		3,967	
Direct	HT-272556-20	45.169	Promotion of the Humanities Office of Digital Humanities		26,918	11,480
National Science Foundation						
Direct	2316650	47.075	Social, Behavioral, and Economic Sciences		100,431	
Direct	1651575 Amendment #4	47.070	Computer and Information Science and Engineering		7,292	
Direct	1702816	47.050	Geosciences		1,979	
Direct	1714276 Amd 2	47.074	Biological Sciences		138,416	22,368
Direct	1714614-01	47.050	Geosciences		72,220	
Direct	1734815	47.076	STEM Education (formerly Education and Human Resources)		100,061	
Direct	1745638 Am 4	47.049	Mathematical and Physical Sciences		195,937	
Direct	1748625 Amd 5	47.074	Biological Sciences		60,497	
Direct	1749981 Amendment No. 002	47.070	Computer and Information Science and Engineering		56,933	
Direct	1753154	47.049	Mathematical and Physical Sciences		3,233	
Direct	1759798	47.049	Mathematical and Physical Sciences		2,029	
Direct	1763761-Amendment 004	47.070	Computer and Information Science and Engineering		(95)	
Direct	1807461 Am. 2	47.070	Computer and Information Science and Engineering		(9,264)	
Direct	1816740-Amendment #1	47.049	Mathematical and Physical Sciences		10,347	
Direct	1822192 Am 4	47.050	Geosciences		2,764	
Direct	1829895 Amend. 1	47.050	Geosciences		(61)	
Direct	1839286 Amd 11	47.076	STEM Education (formerly Education and Human Resources)		45,769	
Direct	1845709	47.041	Engineering		43,666	
Direct	1846031-Amendment #4	47.070	Computer and Information Science and Engineering		48,741	
Direct	1847610	47.041	Engineering		26,941	
Direct	1854162	47.049	Mathematical and Physical Sciences		34,242	
Direct	1856491	47.049	Mathematical and Physical Sciences		6,770	
Direct	1856589	47.049	Mathematical and Physical Sciences		10,082	
Direct	1903564	47.041	Engineering		83,079	
Direct	1914447	47.049	Mathematical and Physical Sciences		5,110	
Direct	1915363	47.076	STEM Education (formerly Education and Human Resources)		352,318	
Direct	1915842	47.049	Mathematical and Physical Sciences		4,167	
Direct	1923700	47.070	Computer and Information Science and Engineering		657	
Direct	1928166 Am 1	47.049	Mathematical and Physical Sciences		13,904	
Direct	1932771 amd 2	47.050	Geosciences		17,523	
Direct	1934182	47.074	Biological Sciences		2,986	
Direct	1935834	47.041	Engineering		39,495	
Direct	1940128	47.050	Geosciences		52,344	
Direct	1942916 Amend 002	47.074	Biological Sciences		33,318	
Direct	1943715	47.041	Engineering		103,441	
Direct	1945525	47.049	Mathematical and Physical Sciences		165,429	
Direct	1947406	47.074	Biological Sciences		64,608	
Direct	1950469	47.075	Social, Behavioral, and Economic Sciences		4,031	5,739
Direct	1953528	47.049	Mathematical and Physical Sciences		143,846	
Direct	2002441	47.050	Geosciences		20,517	
Direct	2002463	47.050	Geosciences		33,050	
Direct	2002852	47.049	Mathematical and Physical Sciences		24,029	
Direct	2003208	47.049	Mathematical and Physical Sciences		100,461	
Direct	2009256	47.075	Social, Behavioral, and Economic Sciences		327,924	
Direct	2013217	47.049	Mathematical and Physical Sciences		86,626	
Direct	2015120	47.049	Mathematical and Physical Sciences		13,846	
Direct	2020002	47.075	Social, Behavioral, and Economic Sciences		99,671	
Direct	2027000	47.041	Engineering		110,130	
Direct	2028754	47.050	Geosciences		33,727	

See accompanying Notes to Schedule of Expenditures of Federal Awards.

**UNIVERSITY OF MINNESOTA
SCHEDULE OF EXPENDITURES OF FEDERAL AWARDS (CONTINUED)
YEAR ENDED JUNE 30, 2024**

Cluster, Agency, Subagency, Direct/Pass-through, Pass-through Entity	Award #	ALN#	ALN Program Title	COVID-19	Federal Expenditures	Subrecipient Expenditures
Direct	2030296	47.041	Engineering		\$ 78,342	\$ -
Direct	2032354	47.041	Engineering		184,702	
Direct	2034385	47.041	Engineering		269,709	48,760
Direct	2036452	47.050	Geosciences		1,818	
Direct	2038293 Amendment 001	47.074	Biological Sciences		288,019	
Direct	2038722	47.049	Mathematical and Physical Sciences		212,554	
Direct	2039039	47.041	Engineering		174,712	
Direct	2039338 Amend. 2	47.050	Geosciences		38,219	
Direct	2039582	47.078	Polar Programs		85,673	
Direct	2042194 Am 1	47.041	Engineering		52,552	
Direct	2042366	47.075	Social, Behavioral, and Economic Sciences		137,714	
Direct	2049554	47.050	Geosciences		95,895	
Direct	2100493	47.050	Geosciences		81,752	
Direct	2102835 Am 2	47.049	Mathematical and Physical Sciences		66,813	
Direct	2102919	47.050	Geosciences		15,283	
Direct	2103020	47.050	Geosciences		101,495	
Direct	2103711	47.049	Mathematical and Physical Sciences		103,340	
Direct	2109965	47.074	Biological Sciences		67,839	
Direct	2110238	47.049	Mathematical and Physical Sciences		189,853	
Direct	2110241	47.050	Geosciences		44,263	
Direct	2115781	47.076	STEM Education (formerly Education and Human Resources)		28,544	
Direct	2118252	47.070	Computer and Information Science and Engineering		4,304	
Direct	2121891	47.075	Social, Behavioral, and Economic Sciences		369,665	
Direct	2126273	47.041	Engineering		78,764	
Direct	2126662	47.050	Geosciences		106,439	
Direct	2131973	47.041	Engineering		10,809	
Direct	2138934	47.076	STEM Education (formerly Education and Human Resources)		31,612	
Direct	2140582	47.074	Biological Sciences		40,160	
Direct	2141002	47.041	Engineering		75,610	
Direct	2142248	47.076	STEM Education (formerly Education and Human Resources)		60,407	
Direct	2143740	47.075	Social, Behavioral, and Economic Sciences		89,823	
Direct	2143776	47.074	Biological Sciences		177,850	
Direct	2143852	47.041	Engineering		81,625	
Direct	2145075	47.041	Engineering		53,177	
Direct	2146129	47.076	STEM Education (formerly Education and Human Resources)		103,203	
Direct	2147839	47.076	STEM Education (formerly Education and Human Resources)		203,399	44,599
Direct	2149053	47.075	Social, Behavioral, and Economic Sciences		170,441	52,965
Direct	2150796	47.050	Geosciences		140,523	
Direct	2151209	47.041	Engineering		158,836	
Direct	2151311	47.075	Social, Behavioral, and Economic Sciences		81,728	
Direct	2154636	47.049	Mathematical and Physical Sciences		131,485	
Direct	2154989	47.070	Computer and Information Science and Engineering		106,934	
Direct	2200890 DMS	47.049	Mathematical and Physical Sciences		95,664	
Direct	2202024	47.070	Computer and Information Science and Engineering		43,474	
Direct	2202484	47.070	Computer and Information Science and Engineering		194,310	71,157
Direct	2203553	47.070	Computer and Information Science and Engineering		56,919	
Direct	2203624	47.049	Mathematical and Physical Sciences		31,541	
Direct	2203752	47.049	Mathematical and Physical Sciences		130,416	
Direct	2204656	47.070	Computer and Information Science and Engineering		40,521	
Direct	2205663	47.049	Mathematical and Physical Sciences		104,708	
Direct	2205864	47.049	Mathematical and Physical Sciences		153,149	
Direct	2205885	47.049	Mathematical and Physical Sciences		80,961	
Direct	2206087	47.049	Mathematical and Physical Sciences		498,733	
Direct	2207699	47.070	Computer and Information Science and Engineering		61,103	
Direct	2209534	47.049	Mathematical and Physical Sciences		13,180	
Direct	2210802	47.049	Mathematical and Physical Sciences		37,601	
Direct	2211491	47.070	Computer and Information Science and Engineering		32,699	
Direct	2211890	47.041	Engineering		141,798	
Direct	2212345	47.070	Computer and Information Science and Engineering		133,018	
Direct	2213912 / 2341524	47.084	NSF Technology, Innovation, and Partnerships		132,107	
Direct	2214230	47.049	Mathematical and Physical Sciences		209,787	

See accompanying Notes to Schedule of Expenditures of Federal Awards.

**UNIVERSITY OF MINNESOTA
SCHEDULE OF EXPENDITURES OF FEDERAL AWARDS (CONTINUED)
YEAR ENDED JUNE 30, 2024**

Cluster, Agency, Subagency, Direct/Pass-through, Pass-through Entity	Award #	ALN#	ALN Program Title	COVID-19	Federal Expenditures	Subrecipient Expenditures
Direct	2215526	47.041	Engineering	\$	61,603	\$ -
Direct	2218074	47.050	Geosciences		7,896	
Direct	2218457 Am 1	47.050	Geosciences		106,457	
Direct	2220292	47.070	Computer and Information Science and Engineering		215,613	
Direct	2220509	47.070	Computer and Information Science and Engineering		157,049	
Direct	2220956 am 1	47.070	Computer and Information Science and Engineering		311,844	
Direct	2221050 EAR	47.050	Geosciences		181,119	
Direct	2221585	47.076	STEM Education (formerly Education and Human Resources)		100,907	
Direct	2223707	47.049	Mathematical and Physical Sciences		31,389	
Direct	2224643	47.041	Engineering		74,519	
Direct	2224854	47.074	Biological Sciences		49,838	
Direct	2225057	47.074	Biological Sciences		267,407	
Direct	2225270	47.050	Geosciences		87,601	
Direct	2227450	47.070	Computer and Information Science and Engineering		200,472	25,000
Direct	2227460	47.041	Engineering		103,169	
Direct	2227578	47.070	Computer and Information Science and Engineering		269,513	47,626
Direct	2228034	47.041	Engineering		213,261	
Direct	2228307	47.075	Social, Behavioral, and Economic Sciences		59,555	15,099
Direct	2230435	47.041	Engineering		69,813	
Direct	2230963	47.041	Engineering		265,734	
Direct	2232106	47.074	Biological Sciences		46,156	
Direct	2234270	47.041	Engineering		114,768	
Direct	2234509	47.084	NSF Technology, Innovation, and Partnerships		140,402	
Direct	2234769	47.041	Engineering		95,881	
Direct	2235146	47.084	NSF Technology, Innovation, and Partnerships		2,761	
Direct	2235734	47.075	Social, Behavioral, and Economic Sciences		2,306	
Direct	2236497	47.050	Geosciences		80,561	
Direct	2237479	47.041	Engineering		76,304	
Direct	2237586	47.049	Mathematical and Physical Sciences		190,108	
Direct	2240238-001	47.076	STEM Education (formerly Education and Human Resources)		83,316	
Direct	2240245	47.041	Engineering		104,380	
Direct	2240361	47.041	Engineering		1,728	
Direct	2241841	47.075	Social, Behavioral, and Economic Sciences		60,908	
Direct	2242095	47.041	Engineering		27,118	
Direct	2243053	47.070	Computer and Information Science and Engineering		78,568	
Direct	2243973 Amend 1	47.075	Social, Behavioral, and Economic Sciences		18,567	
Direct	2244111	47.049	Mathematical and Physical Sciences		92,360	
Direct	2246804	47.050	Geosciences		26,316	
Direct	2247279	47.049	Mathematical and Physical Sciences		118,922	
Direct	2302393 BCS	47.075	Social, Behavioral, and Economic Sciences		9,380	
Direct	2304179	47.049	Mathematical and Physical Sciences		95,435	
Direct	2304763	47.049	Mathematical and Physical Sciences		288,411	
Direct	2304836	47.078	Polar Programs		76,668	
Direct	2305432	47.041	Engineering		18,768	
Direct	2306092	47.041	Engineering		123,287	
Direct	2306273	47.049	Mathematical and Physical Sciences		72,716	
Direct	2306885	47.074	Biological Sciences		200,296	
Direct	2308051	47.049	Mathematical and Physical Sciences		51,590	
Direct	2308862 Am 002	47.049	Mathematical and Physical Sciences		109,587	
Direct	2308946	47.049	Mathematical and Physical Sciences		110,000	
Direct	2308988	47.049	Mathematical and Physical Sciences		8,895	
Direct	2309101	47.049	Mathematical and Physical Sciences		43,666	
Direct	2309811	47.049	Mathematical and Physical Sciences		48,163	
Direct	2310318	47.049	Mathematical and Physical Sciences		148,420	
Direct	2311210	47.041	Engineering		38,186	
Direct	2311222	47.041	Engineering		46,098	
Direct	2312547	47.070	Computer and Information Science and Engineering		35,302	
Direct	2313174	47.070	Computer and Information Science and Engineering		154,091	
Direct	2313289	47.041	Engineering		68,082	
Direct	2313305	47.070	Computer and Information Science and Engineering		27,086	

See accompanying Notes to Schedule of Expenditures of Federal Awards.

**UNIVERSITY OF MINNESOTA
SCHEDULE OF EXPENDITURES OF FEDERAL AWARDS (CONTINUED)
YEAR ENDED JUNE 30, 2024**

Cluster, Agency, Subagency, Direct/Pass-through, Pass-through Entity	Award #	ALN#	ALN Program Title	COVID-19	Federal Expenditures	Subrecipient Expenditures
Direct	2313788	47.050	Geosciences		\$ 36,085	\$ -
Direct	2313789	47.050	Geosciences		17,186	
Direct	2313858	47.049	Mathematical and Physical Sciences		111,498	
Direct	2314061	47.075	Social, Behavioral, and Economic Sciences		13,741	
Direct	2315247	47.084	NSF Technology, Innovation, and Partnerships		36,675	
Direct	2315836	47.075	Social, Behavioral, and Economic Sciences		8,357	
Direct	2317261 EAR	47.050	Geosciences		46,683	
Direct	2317850	47.050	Geosciences		80,385	
Direct	2318094	47.041	Engineering		40,217	
Direct	2318172	47.075	Social, Behavioral, and Economic Sciences		17,195	
Direct	2318371	47.041	Engineering		3,409	
Direct	2318841	47.049	Mathematical and Physical Sciences		42,988	
Direct	2320421	47.083	Integrative Activities		1,003	
Direct	2320769	47.070	Computer and Information Science and Engineering		139,815	
Direct	2321144	47.050	Geosciences		37,923	
Direct	2321548	47.074	Biological Sciences		13,032	
Direct	2323989	47.049	Mathematical and Physical Sciences		42,006	
Direct	2324342 IIS	47.070	Computer and Information Science and Engineering		61,731	
Direct	2324946	47.070	Computer and Information Science and Engineering		66,995	
Direct	2325378	47.070	Computer and Information Science and Engineering		10,102	
Direct	2325392	47.049	Mathematical and Physical Sciences		342,914	
Direct	2326998	47.070	Computer and Information Science and Engineering		41,305	
Direct	2327185	47.049	Mathematical and Physical Sciences		21,730	
Direct	2328702	47.049	Mathematical and Physical Sciences		7,493	
Direct	2329798	47.084	NSF Technology, Innovation, and Partnerships		45,193	
Direct	2329928	47.074	Biological Sciences		28,787	
Direct	2331161	47.070	Computer and Information Science and Engineering		23,937	
Direct	2332592	47.049	Mathematical and Physical Sciences		14,535	
Direct	2332841	47.070	Computer and Information Science and Engineering		86,169	
Direct	2334058	47.084	NSF Technology, Innovation, and Partnerships		29,726	
Direct	2334288	47.070	Computer and Information Science and Engineering		96,329	
Direct	2335184	47.070	Computer and Information Science and Engineering		19,888	
Direct	2338563	47.041	Engineering		23,733	
Direct	2338819	47.049	Mathematical and Physical Sciences		5,073	
Direct	2341264	47.084	NSF Technology, Innovation, and Partnerships		26,264	
Direct	2342331	47.050	Geosciences		14,715	
Direct	2343135	47.049	Mathematical and Physical Sciences		57,675	
Direct	2343528	47.041	Engineering		1,549	
Direct	2343911	47.076	STEM Education (formerly Education and Human Resources)		977	
Direct	2344731	47.070	Computer and Information Science and Engineering		74,867	
Direct	2344764	47.049	Mathematical and Physical Sciences		20,966	
Direct	2346780	47.049	Mathematical and Physical Sciences		17,690	
Direct	2348668	47.049	Mathematical and Physical Sciences		33,062	
Direct	2349070	47.070	Computer and Information Science and Engineering		25,425	
Direct	2349246	47.049	Mathematical and Physical Sciences		78,098	
Direct	2349269	47.050	Geosciences		18,224	
Direct	2401113	47.049	Mathematical and Physical Sciences		17,922	
Direct	2401154	47.070	Computer and Information Science and Engineering		152,304	
Direct	2401696	47.070	Computer and Information Science and Engineering		724	
Direct	2403496	47.084	NSF Technology, Innovation, and Partnerships		21,716	
Direct	2405015	47.049	Mathematical and Physical Sciences		13,662	
Direct	2409874	47.074	Biological Sciences		2,129	
Direct	2410011	47.050	Geosciences		87,168	
Direct	2410022	47.070	Computer and Information Science and Engineering		208,144	56,664
Direct	2412025	47.041	Engineering		3,313	
Direct	2422152	47.041	Engineering		6,523	
Direct	2422709	47.050	Geosciences		11,788	
Direct	2422713	47.050	Geosciences		3,630	
Direct	2426120	47.049	Mathematical and Physical Sciences		4,915	
Direct	2426388	47.049	Mathematical and Physical Sciences		6,198	
Direct	2427447	47.075	Social, Behavioral, and Economic Sciences		61,495	

See accompanying Notes to Schedule of Expenditures of Federal Awards.

**UNIVERSITY OF MINNESOTA
SCHEDULE OF EXPENDITURES OF FEDERAL AWARDS (CONTINUED)
YEAR ENDED JUNE 30, 2024**

Cluster, Agency, Subagency, Direct/Pass-through, Pass-through Entity	Award #	ALN#	ALN Program Title	COVID-19	Federal Expenditures	Subrecipient Expenditures
Direct	2428005	47.079	Office of International Science and Engineering		\$ 5,949	\$ -
Direct	2431670	47.049	Mathematical and Physical Sciences		2,012	
Direct	AGS 1752268 Am 4	47.050	Geosciences		127,392	
Direct	AGS 1841006	47.050	Geosciences		100,595	
Direct	AGS 1903504	47.050	Geosciences		24,804	
Direct	AGS-2202913	47.050	Geosciences		76,620	
Direct	AST 1814181 Am 004	47.049	Mathematical and Physical Sciences		48,841	
Direct	AST 1908823	47.049	Mathematical and Physical Sciences		67,725	
Direct	AST 2117236 Am1	47.049	Mathematical and Physical Sciences		310,809	
Direct	BCS 1738369	47.075	Social, Behavioral, and Economic Sciences		(2,140)	
Direct	BCS 1749255	47.075	Social, Behavioral, and Economic Sciences		6,193	
Direct	BCS 2142037	47.075	Social, Behavioral, and Economic Sciences		6,421	
Direct	BCS 2152631-001	47.075	Social, Behavioral, and Economic Sciences		146,891	
Direct	BCS 2214249-01	47.075	Social, Behavioral, and Economic Sciences		12,646	
Direct	CBET 1845366	47.041	Engineering		94,494	
Direct	CBET 1916025	47.041	Engineering		2,695	
Direct	CBET 1916030 Amd 02	47.041	Engineering		139,452	
Direct	CBET 1926303	47.041	Engineering		33,017	
Direct	CBET 1935968	47.041	Engineering		14,144	
Direct	CBET 2002635	47.041	Engineering		43,060	
Direct	CBET 2016879 Am 1	47.041	Engineering		98,474	
Direct	CBET 2017071	47.041	Engineering		96,971	
Direct	CBET 2018658 Amd 04	47.041	Engineering		314,085	89,669
Direct	CBET 2028652	47.041	Engineering		72,135	
Direct	CBET 2051313	47.041	Engineering		66,435	
Direct	CBET 2226579	47.041	Engineering		205,998	
Direct	CBET 2228971	47.041	Engineering		464,360	86,367
Direct	CBET 2241365	47.041	Engineering		50,000	
Direct	CBET 2344820 Amendment Number: 001	47.049	Mathematical and Physical Sciences		200,908	
Direct	CBET-1943988	47.041	Engineering		118,359	
Direct	CBET-2023932	47.041	Engineering		109,598	
Direct	CBET-2044077	47.041	Engineering		109,541	
Direct	CBET-2046527	47.041	Engineering		214,897	
Direct	CBET-2053370	47.041	Engineering		61,954	
Direct	CBET-2318493	47.041	Engineering		57,093	
Direct	CCF 1901134	47.070	Computer and Information Science and Engineering		2,727	
Direct	CCF 1907785	47.070	Computer and Information Science and Engineering		66,131	
Direct	CCF 1910385	47.070	Computer and Information Science and Engineering		92,717	
Direct	CCF 2045237 Am 2	47.070	Computer and Information Science and Engineering		133,743	
Direct	CCF 2123987 Am 1	47.070	Computer and Information Science and Engineering		273,385	
Direct	CCF 2212318	47.070	Computer and Information Science and Engineering		366,407	
Direct	CCF-1954749-Amendment #3	47.070	Computer and Information Science and Engineering		71,787	
Direct	CHE - 2243793	47.049	Mathematical and Physical Sciences		127,874	
Direct	CHE 1851990	47.049	Mathematical and Physical Sciences		20,296	
Direct	CHE 1901635 amd02	47.049	Mathematical and Physical Sciences		3,632,275	1,449,401
Direct	CHE 1954751	47.049	Mathematical and Physical Sciences		1,539	
Direct	CHE 2102095	47.049	Mathematical and Physical Sciences		118,895	
Direct	CHE 2149978	47.049	Mathematical and Physical Sciences		101,913	8,476
Direct	CHE 2154633	47.049	Mathematical and Physical Sciences		87,900	
Direct	CHE 2155042	47.049	Mathematical and Physical Sciences		217,515	
Direct	CHE 2203750 Amendment 001	47.049	Mathematical and Physical Sciences		186,728	
Direct	CHE 2244638	47.049	Mathematical and Physical Sciences		133,610	84,809
Direct	CHE 2247164	47.049	Mathematical and Physical Sciences		177,663	
Direct	CHE 2338121	47.049	Mathematical and Physical Sciences		9,548	
Direct	CHE-2003246	47.049	Mathematical and Physical Sciences		26,756	
Direct	CHE-2107427	47.049	Mathematical and Physical Sciences		116,382	
Direct	CHE-2304829	47.049	Mathematical and Physical Sciences		35,269	
Direct	CHE-2304963	47.049	Mathematical and Physical Sciences		86,082	
Direct	CMMI 1727757	47.041	Engineering		2,561	
Direct	CMMI 1750225	47.041	Engineering		57,508	

See accompanying Notes to Schedule of Expenditures of Federal Awards.

**UNIVERSITY OF MINNESOTA
SCHEDULE OF EXPENDITURES OF FEDERAL AWARDS (CONTINUED)
YEAR ENDED JUNE 30, 2024**

Cluster, Agency, Subagency, Direct/Pass-through, Pass-through Entity	Award #	ALN#	ALN Program Title	COVID-19	Federal Expenditures	Subrecipient Expenditures
Direct	CMMI 1831140	47.041	Engineering		\$ 22,154	\$ 12,076
Direct	CMMI 1935514	47.041	Engineering		95,832	
Direct	CMMI 2100765	47.041	Engineering		107,370	
Direct	CMMI 2236961	47.041	Engineering		95,899	
Direct	CMMI-2038403	47.041	Engineering		231,098	
Direct	CMMI-2112894	47.041	Engineering		67,839	
Direct	CMMI-2122856	47.041	Engineering		114,260	
Direct	CMMI-2308877	47.041	Engineering		82,320	
Direct	CNS 1531330 Amd 11	47.070	Computer and Information Science and Engineering		10,600	
Direct	CNS 1814322	47.070	Computer and Information Science and Engineering		6,750	
Direct	CNS 1814753	47.070	Computer and Information Science and Engineering		47,028	
Direct	CNS 1815757	47.070	Computer and Information Science and Engineering		5,439	
Direct	CNS 1901103	47.070	Computer and Information Science and Engineering		37,934	
Direct	CNS 1919631-Amendment #5	47.070	Computer and Information Science and Engineering		332,037	
Direct	CNS 1919965 Am 1	47.070	Computer and Information Science and Engineering		89,358	
Direct	CNS 1939033-Amendment #4	47.070	Computer and Information Science and Engineering		361,934	
Direct	CNS 2045478	47.070	Computer and Information Science and Engineering		87,704	
Direct	CNS 2050540	47.070	Computer and Information Science and Engineering		93,076	
Direct	CNS 2103256 Amd 01	47.070	Computer and Information Science and Engineering		83,890	29,484
Direct	CNS 2106771 Am 1	47.070	Computer and Information Science and Engineering		307,914	
Direct	CNS 2128489 Amd 03	47.070	Computer and Information Science and Engineering		85,188	
Direct	CNS 2220286	47.070	Computer and Information Science and Engineering		113,674	
Direct	CNS 2240197 Am 1	47.070	Computer and Information Science and Engineering		6,538	
Direct	CNS 2321531 Amd 1	47.070	Computer and Information Science and Engineering		140,007	
Direct	CNS 2343387	47.070	Computer and Information Science and Engineering		6,975	
Direct	CNS-1836772-Amendment 3	47.070	Computer and Information Science and Engineering		5,102	
Direct	CNS-1908566-003	47.070	Computer and Information Science and Engineering		31,589	
Direct	CNS-2003033	47.070	Computer and Information Science and Engineering		49,649	
Direct	CNS-2247434	47.070	Computer and Information Science and Engineering		95,874	
Direct	DBI 2021898 Amendment 005	47.074	Biological Sciences		1,878,812	638,564
Direct	DBI 2042159 Am 2	47.074	Biological Sciences		168,568	30,610
Direct	DBI 2247108	47.074	Biological Sciences		353,599	
Direct	DBI-1919462 Amendment 002	47.074	Biological Sciences		112,063	40,287
Direct	DEB 1753632	47.074	Biological Sciences		54,074	
Direct	DEB 1754026	47.074	Biological Sciences		87,168	
Direct	DEB 1754044 Amendment 002	47.074	Biological Sciences		72,890	
Direct	DEB 1754246 Amendment 002	47.074	Biological Sciences		162,573	
Direct	DEB 1831944 Amendment No. 009	47.074	Biological Sciences		1,296,698	
Direct	DEB 1845334 Amendment 005	47.074	Biological Sciences		206,933	
Direct	DEB 1939226	47.074	Biological Sciences		79,072	
Direct	DEB 2015210	47.074	Biological Sciences		36,823	
Direct	DEB 2017843	47.074	Biological Sciences		7,856	
Direct	DEB 2019518	47.074	Biological Sciences		262,306	
Direct	DEB 2030036 am 2	47.074	Biological Sciences		344,855	267,678
Direct	DEB 2045382 Amd 05	47.074	Biological Sciences		1,100,505	63,220
Direct	DEB 2045610 Amendment 2	47.074	Biological Sciences		48,005	
Direct	DEB 2050455-Amendment 003	47.074	Biological Sciences		111,843	
Direct	DEB 2106069	47.074	Biological Sciences		32,465	
Direct	DEB 2113746 Amendment 001	47.074	Biological Sciences		17,737	
Direct	DEB 2113784	47.074	Biological Sciences		233,745	
Direct	DEB 2129312 Amendment 001	47.074	Biological Sciences		265,205	
Direct	DEB 2129332 Amendment 001	47.074	Biological Sciences		258,353	
Direct	DEB 2212083	47.074	Biological Sciences		3,460	
Direct	DEB 2217752	47.074	Biological Sciences		56,292	
Direct	DEB 2224852	47.074	Biological Sciences		272,579	
Direct	DEB 2311608	47.074	Biological Sciences		7,047	
Direct	DEB 2316783 Amendment 001	47.074	Biological Sciences		7,504	
Direct	DEB 2321358	47.074	Biological Sciences		13,007	
Direct	DEB-2015798	47.074	Biological Sciences		17,291	
Direct	DGE 1922512	47.076	STEM Education (formerly Education and Human Resources)		599,654	
Direct	DGE 2237827 Am 1	47.076	STEM Education (formerly Education and Human Resources)		3,320,022	

See accompanying Notes to Schedule of Expenditures of Federal Awards.

**UNIVERSITY OF MINNESOTA
SCHEDULE OF EXPENDITURES OF FEDERAL AWARDS (CONTINUED)
YEAR ENDED JUNE 30, 2024**

Cluster, Agency, Subagency, Direct/Pass-through, Pass-through Entity	Award #	ALN#	ALN Program Title	COVID-19	Federal Expenditures	Subrecipient Expenditures
Direct	DGE-2152119	47.076	STEM Education (formerly Education and Human Resources)	\$	613,624	\$ -
Direct	DMR 1801993	47.049	Mathematical and Physical Sciences		22,798	
Direct	DMR 1834251-02	47.049	Mathematical and Physical Sciences		482,750	
Direct	DMR 1838977	47.049	Mathematical and Physical Sciences		8,183	
Direct	DMR 1939956	47.049	Mathematical and Physical Sciences		42,892	
Direct	DMR 1944498-Amendment #2	47.049	Mathematical and Physical Sciences		90,780	
Direct	DMR 1944557 Am 1	47.049	Mathematical and Physical Sciences		88,569	
Direct	DMR 2002817 Am 2	47.049	Mathematical and Physical Sciences		56,106	
Direct	DMR 2003668	47.049	Mathematical and Physical Sciences		88,985	
Direct	DMR 2003706 Amd 01	47.049	Mathematical and Physical Sciences		68,466	
Direct	DMR 2011401 Am 5	47.049	Mathematical and Physical Sciences		3,323,124	102,164
Direct	DMR 2037654 Amd 01	47.049	Mathematical and Physical Sciences		9,764	
Direct	DMR 2046020	47.049	Mathematical and Physical Sciences		120,167	
Direct	DMR 2103630	47.049	Mathematical and Physical Sciences		123,903	
Direct	DMR 2103704 Am 2	47.049	Mathematical and Physical Sciences		143,493	
Direct	DMR 2143162 Amendment No. 002	47.049	Mathematical and Physical Sciences		115,056	
Direct	DMR 2309431	47.049	Mathematical and Physical Sciences		136,529	
Direct	DMR-1904853	47.049	Mathematical and Physical Sciences		16,596	
Direct	DMR-1921629	47.049	Mathematical and Physical Sciences		83,239	
Direct	DMR-1922165	47.049	Mathematical and Physical Sciences		183,689	
Direct	DMS 1752184 Am 003	47.070	Computer and Information Science and Engineering		73,042	
Direct	DMS 1839077	47.049	Mathematical and Physical Sciences		83,597	
Direct	DMS 1846854 Amd 06	47.049	Mathematical and Physical Sciences		92,519	
Direct	DMS 1912048	47.049	Mathematical and Physical Sciences		8,266	
Direct	DMS 1944925 Amendment #4	47.049	Mathematical and Physical Sciences		73,965	
Direct	DMS 1949896	47.049	Mathematical and Physical Sciences		87,181	
Direct	DMS 1952539	47.049	Mathematical and Physical Sciences		170,568	
Direct	DMS 1956092	47.049	Mathematical and Physical Sciences		2,384	
Direct	DMS 2001257 Amendment #2	47.049	Mathematical and Physical Sciences		25,811	
Direct	DMS 2006731	47.049	Mathematical and Physical Sciences		67,092	
Direct	DMS 2009352	47.049	Mathematical and Physical Sciences		57,191	
Direct	DMS 2052465-03	47.049	Mathematical and Physical Sciences		107,623	
Direct	DMS 2053288	47.049	Mathematical and Physical Sciences		73,214	
Direct	DMS 2112887	47.049	Mathematical and Physical Sciences		47,769	
Direct	DMS 2134148	47.049	Mathematical and Physical Sciences		86,227	
Direct	DMS 2143722	47.049	Mathematical and Physical Sciences		62,871	
Direct	DMS 2143844	47.049	Mathematical and Physical Sciences		83,643	
Direct	DMS 2152746	47.049	Mathematical and Physical Sciences		16,996	
Direct	DMS 2210312	47.049	Mathematical and Physical Sciences		42,326	
Direct	DMS 2210712	47.049	Mathematical and Physical Sciences		61,467	
Direct	DMS 2302476	47.049	Mathematical and Physical Sciences		36,502	
Direct	DMS 2328459	47.049	Mathematical and Physical Sciences		33,217	
Direct	DMS 2415067	47.049	Mathematical and Physical Sciences		13,402	
Direct	DMS-1853357-Amendment #1	47.049	Mathematical and Physical Sciences		12,389	
Direct	DMS-1916013	47.049	Mathematical and Physical Sciences		32,363	
Direct	DMS-1916014	47.049	Mathematical and Physical Sciences		(954)	
Direct	DMS-1945179-Amendment #3	47.049	Mathematical and Physical Sciences		65,257	
Direct	DMS-2001101	47.049	Mathematical and Physical Sciences		97,475	
Direct	DMS-2011324	47.049	Mathematical and Physical Sciences		32,620	
Direct	DMS-2054606	47.049	Mathematical and Physical Sciences		79,963	
Direct	DMS-2101392	47.049	Mathematical and Physical Sciences		120,153	
Direct	DMS-2124913	47.049	Mathematical and Physical Sciences		135,343	
Direct	DMS-2143719 Amd 001	47.049	Mathematical and Physical Sciences		91,857	
Direct	DMS-2152766	47.049	Mathematical and Physical Sciences		89,969	
Direct	DMS-2154001 Amd 002	47.049	Mathematical and Physical Sciences		84,668	
Direct	DMS-2206872	47.049	Mathematical and Physical Sciences		3,602	
Direct	DMS-2208062	47.049	Mathematical and Physical Sciences		54,821	
Direct	DMS-2208456	47.049	Mathematical and Physical Sciences		91,882	
Direct	DMS-2232885	47.049	Mathematical and Physical Sciences		(426)	
Direct	DMS-2238821	47.049	Mathematical and Physical Sciences		76,433	
Direct	DMS-2243188	47.049	Mathematical and Physical Sciences		63,559	

See accompanying Notes to Schedule of Expenditures of Federal Awards.

**UNIVERSITY OF MINNESOTA
SCHEDULE OF EXPENDITURES OF FEDERAL AWARDS (CONTINUED)
YEAR ENDED JUNE 30, 2024**

Cluster, Agency, Subagency, Direct/Pass-through, Pass-through Entity	Award #	ALN#	ALN Program Title	COVID-19	Federal Expenditures	Subrecipient Expenditures
Direct	DMS-2245021	47.049	Mathematical and Physical Sciences	\$	61,365	\$ -
Direct	DMS-2246715	47.049	Mathematical and Physical Sciences		19,177	
Direct	DMS-2247027	47.049	Mathematical and Physical Sciences		188,618	
Direct	DMS-2247174	47.049	Mathematical and Physical Sciences		6,389	
Direct	DMS-2302262	47.049	Mathematical and Physical Sciences		30,708	
Direct	DMS-2306221	47.049	Mathematical and Physical Sciences		10,844	
Direct	DRL 1906654	47.076	STEM Education (formerly Education and Human Resources)		50,940	
Direct	DRL 2101413-2	47.076	STEM Education (formerly Education and Human Resources)		158,168	42,129
Direct	DRL-2300827	47.076	STEM Education (formerly Education and Human Resources)		267,641	183,222
Direct	DRL-2302406	47.076	STEM Education (formerly Education and Human Resources)		21,375	
Direct	DUE 2030342 Amendment 002	47.076	STEM Education (formerly Education and Human Resources)		30,185	
Direct	DUE 2045139	47.076	STEM Education (formerly Education and Human Resources)		125,969	
Direct	DUE 2111119 Amendment 004	47.076	STEM Education (formerly Education and Human Resources)		294,417	63,021
Direct	DUE 2141979	47.076	STEM Education (formerly Education and Human Resources)		147,775	
Direct	DUE 2235413	47.076	STEM Education (formerly Education and Human Resources)		57,077	
Direct	DUE 2346653	47.076	STEM Education (formerly Education and Human Resources)		35,200	11,707
Direct	DUE 2420369	47.076	STEM Education (formerly Education and Human Resources)		8,112	
Direct	DUE-2000527 Am 002	47.076	STEM Education (formerly Education and Human Resources)		124,525	
Direct	DUE-2236244	47.076	STEM Education (formerly Education and Human Resources)		31,557	
Direct	EAR - 1727203	47.050	Geosciences		2,065	
Direct	EAR 1749727 Amd 04	47.050	Geosciences		174,515	
Direct	EAR 1759071-04	47.050	Geosciences		718	
Direct	EAR 1812752-001	47.050	Geosciences		87,755	
Direct	EAR 1813526 Amd 03	47.050	Geosciences		422,412	
Direct	EAR 1827220-02	47.050	Geosciences		15,976	
Direct	EAR 1849425	47.050	Geosciences		45,240	
Direct	EAR 1850683	47.050	Geosciences		7,444	
Direct	EAR 1903606	47.050	Geosciences		97,793	
Direct	EAR 1903710	47.050	Geosciences		21,410	
Direct	EAR 1925506	47.050	Geosciences		22,711	
Direct	EAR 1939303	47.050	Geosciences		120,930	
Direct	EAR 1944782 Am 3	47.050	Geosciences		115,060	
Direct	EAR 1944998-01	47.050	Geosciences		142,023	
Direct	EAR 1949895-003	47.050	Geosciences		89,396	
Direct	EAR 1951112-04	47.050	Geosciences		1,414,981	
Direct	EAR 2016215	47.050	Geosciences		124,564	
Direct	EAR 2022433_01	47.050	Geosciences		88,920	
Direct	EAR 2023061 -001	47.050	Geosciences		3,242	
Direct	EAR 2044535 Amd 02	47.050	Geosciences		123,515	
Direct	EAR 2046015 Amd 03	47.050	Geosciences		83,871	
Direct	EAR 2148616-01 am 3	47.050	Geosciences		67,648	
Direct	EAR 2153786	47.050	Geosciences		525,197	
Direct	EAR 2153802	47.050	Geosciences		104,130	
Direct	EAR 2218305	47.050	Geosciences		156,316	
Direct	EAR 2238685 Am 1	47.050	Geosciences		102,015	
Direct	EAR 2240734	47.050	Geosciences		21,242	
Direct	EAR 2317026	47.050	Geosciences		16,074	
Direct	EAR 2319922	47.083	Integrative Activities		83,175	
Direct	EAR 2322805 Am 1	47.050	Geosciences		17,896	
Direct	EAR-1754061	47.050	Geosciences		67,636	
Direct	EAR-1803725 Amend 1 & 2	47.050	Geosciences		(285)	
Direct	EAR-1813508	47.050	Geosciences		40,757	
Direct	EAR-1847612-02	47.050	Geosciences		158,672	
Direct	EAR-1925884	47.050	Geosciences		101,589	
Direct	EAR-1946911-01	47.050	Geosciences		81,514	
Direct	EAR-2003076	47.050	Geosciences		89,411	
Direct	EAR-2029645	47.050	Geosciences		84,238	
Direct	EAR-2039341	47.050	Geosciences		28,877	
Direct	EAR-2050893	47.050	Geosciences		502	
Direct	EAR-2054177	47.050	Geosciences		104,166	
Direct	EAR-2103072	47.050	Geosciences		3,047	

See accompanying Notes to Schedule of Expenditures of Federal Awards.

**UNIVERSITY OF MINNESOTA
SCHEDULE OF EXPENDITURES OF FEDERAL AWARDS (CONTINUED)
YEAR ENDED JUNE 30, 2024**

Cluster, Agency, Subagency, Direct/Pass-through, Pass-through Entity	Award #	ALN#	ALN Program Title	COVID-19	Federal Expenditures	Subrecipient Expenditures
Direct	EAR-2127476	47.050	Geosciences		\$ 44,353	\$ -
Direct	EAR-2209591	47.050	Geosciences		176,666	
Direct	ECCS 1808160	47.041	Engineering		1,533	
Direct	ECCS 2025124 Amendment #5	47.041	Engineering		994,905	
Direct	ECCS 2045239 Am 2	47.041	Engineering		46,437	
Direct	ECCS 2102312 Amd 02	47.041	Engineering		47,263	
Direct	ECCS 2144080	47.070	Computer and Information Science and Engineering		80,215	
Direct	ECCS 2311007	47.041	Engineering		51,859	
Direct	ECCS 2426186	47.041	Engineering		12,076	
Direct	ECCS-2030096 Amd 1	47.041	Engineering	COVID-19	66,543	
Direct	ECCS-2126052	47.041	Engineering		96,671	
Direct	ECCS-2128593 ECCS-2128593 Amendment #1	47.041	Engineering		202,906	
Direct	EEC 1852382	47.041	Engineering		69,712	
Direct	EEC 1941543 Amd 05	47.041	Engineering		6,198,041	3,208,180
Direct	EEC 1953396	47.041	Engineering		79,051	
Direct	EEC 2137264 Am 2	47.041	Engineering		144,726	
Direct	EF 1934496	47.074	Biological Sciences		69,453	
Direct	EF 2022050	47.074	Biological Sciences		100,271	
Direct	EFMA 1830950	47.041	Engineering		120,207	83,366
Direct	EFMA 2317512	47.041	Engineering		121,424	
Direct	HRD 1712619 Amd 06	47.076	STEM Education (formerly Education and Human Resources)		791,091	340,621
Direct	HRD 2201809	47.076	STEM Education (formerly Education and Human Resources)		144,972	
Direct	ICER 2129363 Amd 2	47.050	Geosciences		34,433	
Direct	ICER-2022931	47.050	Geosciences		97,537	
Direct	IIP 1919036	47.041	Engineering		222	
Direct	IIP 2016390 Amd 004	47.041	Engineering		49,594	
Direct	IIP 2041968	47.041	Engineering		13,951	
Direct	IIP 2120068 NCE	47.041	Engineering		16,797	
Direct	IIP-1919190 Am 1	47.041	Engineering		3,789	
Direct	IIP-2016330	47.041	Engineering		30,641	
Direct	IIS 1838159-Amendment #4	47.070	Computer and Information Science and Engineering		140,437	
Direct	IIS 1901099-Amendment #4	47.070	Computer and Information Science and Engineering		280,053	
Direct	IIS 1901423 Amd 05	47.070	Computer and Information Science and Engineering		248,930	
Direct	IIS 1907855	47.070	Computer and Information Science and Engineering		45,310	
Direct	IIS 1908711	47.070	Computer and Information Science and Engineering		19,827	
Direct	IIS 2006894 Amd 03	47.070	Computer and Information Science and Engineering		103,729	
Direct	IIS 2011542	47.070	Computer and Information Science and Engineering		187,595	
Direct	IIS 2143730 Amd 001	47.041	Engineering		166,222	
Direct	IIS 2222903	47.041	Engineering		86,888	
Direct	IIS-1704074 Am 001	47.070	Computer and Information Science and Engineering		132,966	
Direct	IIS-1849107	47.070	Computer and Information Science and Engineering		37,167	
Direct	IIS-2022894-Amendment #1	47.070	Computer and Information Science and Engineering		98,487	
Direct	IIS-2024581-Amendment #2	47.070	Computer and Information Science and Engineering		149,910	
Direct	IIS-2143197	47.070	Computer and Information Science and Engineering		59,050	
Direct	IIS-2232551	47.070	Computer and Information Science and Engineering		278,254	
Direct	IOS 1546727	47.074	Biological Sciences		(57)	
Direct	IOS 1844331	47.074	Biological Sciences		8,888	
Direct	IOS 1856724	47.074	Biological Sciences		94,266	
Direct	IOS 1856744 Am 002	47.074	Biological Sciences		144,199	13,883
Direct	IOS 1933076	47.074	Biological Sciences		77,969	
Direct	IOS 1933291	47.074	Biological Sciences		157,405	
Direct	IOS 1934384	47.074	Biological Sciences		830,193	414,459
Direct	IOS 1935351	47.074	Biological Sciences		189,496	
Direct	IOS 1935458	47.074	Biological Sciences		278,181	
Direct	IOS 2019304	47.074	Biological Sciences		78,760	
Direct	IOS 2022253 Amendment 001	47.074	Biological Sciences		98,961	23,640
Direct	IOS 2029549	47.074	Biological Sciences		119,558	
Direct	IOS 2154204 Amendment 001	47.074	Biological Sciences		63,370	
Direct	IOS 2206920 Amendment 001	47.074	Biological Sciences		412,213	
Direct	IOS 2226051	47.074	Biological Sciences		37,446	
Direct	IOS-2025297	47.074	Biological Sciences		271,301	

See accompanying Notes to Schedule of Expenditures of Federal Awards.

**UNIVERSITY OF MINNESOTA
SCHEDULE OF EXPENDITURES OF FEDERAL AWARDS (CONTINUED)
YEAR ENDED JUNE 30, 2024**

Cluster, Agency, Subagency, Direct/Pass-through, Pass-through Entity	Award #	ALN#	ALN Program Title	COVID-19	Federal Expenditures	Subrecipient Expenditures
Direct	IOS-2317542	47.074	Biological Sciences	\$	9,899	\$ 2,470
Direct	ITE 2344373	47.084	NSF Technology, Innovation, and Partnerships		212,193	
Direct	MCB 1815584 Amendment 001	47.074	Biological Sciences		33,309	
Direct	MCB 1818293	47.074	Biological Sciences		8,562	
Direct	MCB 1901145	47.074	Biological Sciences		344,704	
Direct	MCB 2017932	47.074	Biological Sciences		440,690	
Direct	MCB 2148165	47.074	Biological Sciences		217,150	
Direct	MCB 2338085	47.074	Biological Sciences		32,468	
Direct	MCB 2343831	47.074	Biological Sciences		30,602	
Direct	MCB-1915154 Amd 002	47.074	Biological Sciences		71,595	
Direct	MCB-2042704 am 002	47.074	Biological Sciences		7,444	(636)
Direct	NS Prog-NSF Res IPA	47.UXX	Unid CFDA-National Science Foundation		190,270	
Direct	NSF-2123497	47.075	Social, Behavioral, and Economic Sciences		52,296	
Direct	NSF-2200907	47.070	Computer and Information Science and Engineering		18,759	
Direct	OAC 1829708	47.070	Computer and Information Science and Engineering		94,126	
Direct	OAC 1835530	47.070	Computer and Information Science and Engineering		265,419	1,612
Direct	OAC 1934721-Amendment 001	47.070	Computer and Information Science and Engineering		(1,494)	
Direct	OAC 2037773	47.070	Computer and Information Science and Engineering		98,933	84,050
Direct	OAC 2039575	47.070	Computer and Information Science and Engineering		177,562	
Direct	OAC-1916252	47.070	Computer and Information Science and Engineering		50,431	
Direct	OAC-1931304	47.070	Computer and Information Science and Engineering		66,416	
Direct	OAC-1939916	47.070	Computer and Information Science and Engineering		9,414	
Direct	OAC-2103627	47.070	Computer and Information Science and Engineering		126,162	
Direct	OCE 1756558	47.050	Geosciences		2,798	
Direct	OCE 1827948-002	47.050	Geosciences		4,765	
Direct	OCE 1851106	47.050	Geosciences		98,910	
Direct	OCE 1924799	47.050	Geosciences		128,251	
Direct	OCE 1948058	47.050	Geosciences		20,793	
Direct	OCE 2048542-02	47.050	Geosciences		145,016	
Direct	OCE-1822556 Amendment 011	47.050	Geosciences		399,989	
Direct	OCE-1822557 amend. 12	47.050	Geosciences		84,209	
Direct	OCE-1948646	47.050	Geosciences		3	
Direct	OCE-2220898	47.050	Geosciences		46,649	
Direct	OIA 2317823	47.083	Integrative Activities		102,914	
Direct	OISE 2020174 Amendment #3	47.079	Office of International Science and Engineering		260,398	22,630
Direct	OPP 1916982	47.078	Polar Programs		44,253	
Direct	OPP 2032463 Amd 01	47.078	Polar Programs		773	
Direct	OPP 2102294	47.078	Polar Programs		382,716	
Direct	OPP 2129685 Amd 10	47.078	Polar Programs		3,355,921	424
Direct	OPP 2220444	47.049	Mathematical and Physical Sciences		625,121	
Direct	OPP-1744989-02	47.050	Geosciences		194	
Direct	PHY 2010970 Am 3	47.049	Mathematical and Physical Sciences		28,602	
Direct	PHY 2011675-Amendment #2	47.049	Mathematical and Physical Sciences		63,472	
Direct	PHY 2020695	47.083	Integrative Activities		77,716	
Direct	PHY 2049645 Amd 02	47.049	Mathematical and Physical Sciences		105,497	
Direct	PHY 2110737 A002	47.049	Mathematical and Physical Sciences		217,387	
Direct	PHY 2310154	47.049	Mathematical and Physical Sciences		113,012	
Direct	PLR 1559691 14	47.078	Polar Programs		68,113	10,232
Direct	PLR 1638970 Am 6	47.050	Geosciences		127,662	
Direct	PLR-1419935 006 amend 13	47.050	Geosciences		513,231	
Direct	RISE 1928318	47.050	Geosciences		40,776	
Direct	SES 1728056	47.075	Social, Behavioral, and Economic Sciences		27,342	
Direct	SES 1825768 Amd 01	47.075	Social, Behavioral, and Economic Sciences		160,797	10,918
Direct	SES 1852842 Amd 05	47.075	Social, Behavioral, and Economic Sciences		1,289,031	
Direct	SES 1949284	47.075	Social, Behavioral, and Economic Sciences		26,857	
Direct	SES 2020863 Amendment 001	47.075	Social, Behavioral, and Economic Sciences		29,914	
Direct	SES 2214248	47.075	Social, Behavioral, and Economic Sciences		16,237	
Direct	SES 2215074	47.075	Social, Behavioral, and Economic Sciences		119,115	
Direct	SES 2321920	47.070	Computer and Information Science and Engineering		114,491	66,526
Direct	SMA 1757390	47.075	Social, Behavioral, and Economic Sciences		31,981	
Direct	SMA 1829255	47.075	Social, Behavioral, and Economic Sciences		6,162	4,275

See accompanying Notes to Schedule of Expenditures of Federal Awards.

**UNIVERSITY OF MINNESOTA
SCHEDULE OF EXPENDITURES OF FEDERAL AWARDS (CONTINUED)
YEAR ENDED JUNE 30, 2024**

Cluster, Agency, Subagency, Direct/Pass-through, Pass-through Entity	Award #	ALN#	ALN Program Title	COVID-19	Federal Expenditures	Subrecipient Expenditures
Direct	SMA-2220611	47.041	Engineering		\$ 166,129	\$ 23,530
Direct	TI 2042111	47.041	Engineering		76,695	
Direct	TI 2205585	47.041	Engineering		15,717	
Direct	TI 2310607	47.084	NSF Technology, Innovation, and Partnerships		3,305	
Direct	TI 2336583	47.084	NSF Technology, Innovation, and Partnerships		40,663	
Direct	TI 2419903	47.084	NSF Technology, Innovation, and Partnerships		5,649	
Passthrough:						
American Society for Engineering Education	769-2081	47.041	Engineering		75,000	
Berd LLC	CON-78788 IIP 1951193	47.041	Engineering		12,105	
Bespoke Biotherapeutics LLC	Subaward No. 2206743	47.084	NSF Technology, Innovation, and Partnerships		45,796	
Boise State University	10730-PO141153 AMD 2	47.084	NSF Technology, Innovation, and Partnerships		54,218	
Carnegie Mellon University	1123422-427030-Amendment #1	47.070	Computer and Information Science and Engineering		24,509	
Carnegie Mellon University	1123493-439541	47.070	Computer and Information Science and Engineering		120,687	
Clemson University	2271-206-2014423 Amd 05	47.041	Engineering		105,962	
Columbia University	3(GG017158-01) / PO SAPO G16432 Am 2	47.050	Geosciences		145,018	
Computing Research Association	2021-CIF-UMinnesota-63 AMD 2	47.070	Computer and Information Science and Engineering		111,027	
Computing Research Association	G-1A-001	47.070	Computer and Information Science and Engineering		45,884	
Cornell University	142718-21704	47.074	Biological Sciences		109,349	
Cornell University	79433-20663 Amd 5	47.049	Mathematical and Physical Sciences		148,272	
Cornerstone Genomics LLC	2025936	47.041	Engineering		31,835	
Council of Graduate Schools	CON-97668 DGE 2100343	47.076	STEM Education (formerly Education and Human Resources)		2,364	
Drexel University	PO# U0284701, 920202	47.049	Mathematical and Physical Sciences		22,538	
Florida Atlantic University	UR-K161 Am. 3	47.074	Biological Sciences		11,273	
Harvard University	124296-5117308	47.041	Engineering		1,897	
Johns Hopkins University	157142 Am 2	47.050	Geosciences		50,863	
Lakrl Technologies Corporation	001-UMN AM 1	47.084	NSF Technology, Innovation, and Partnerships		98,439	
Loyola University of Chicago	521360-UMN	47.041	Engineering		25,706	
Miami University	Farrell_NSF-UMN_G04029	47.075	Social, Behavioral, and Economic Sciences		4,470	
Michigan State University	RC115706UMN	47.076	STEM Education (formerly Education and Human Resources)		5,100	
Missouri University of Science & Technology	00071609-01	47.050	Geosciences		133,061	
Myconaut LLC	2337246	47.084	NSF Technology, Innovation, and Partnerships		28	
National Inst for Pharm Technology & Educ	NIPTE-U01-MN2023001	47.041	Engineering		41,418	
New Jersey Institute of Technology	CON-102730 EEC 2137209	47.041	Engineering		43,794	
New Jersey Institute of Technology	CON-109349 EEC 2137209	47.041	Engineering		14,626	
New Jersey Institute of Technology	PO# UP412044	47.041	Engineering		18,318	
Oregon State University	S2306F-L Amd 4	47.078	Polar Programs		298,074	
Oregon State University	S2306L-K (wasS2306M-N) amend 4	47.078	Polar Programs		15,718	
Pasadena City College	B210058 / 2000281	47.076	STEM Education (formerly Education and Human Resources)		33,663	
Princeton University	SUB0000779 / 2419407	47.049	Mathematical and Physical Sciences		11,522	
Purdue University	10001765-036	47.079	Office of International Science and Engineering		68,032	
Reverra Corporation	CON-107454 TI 2231076	47.084	NSF Technology, Innovation, and Partnerships		53,471	
Rice University	X03053005	47.049	Mathematical and Physical Sciences		63,833	
Smith College	636550-3	47.070	Computer and Information Science and Engineering		4,072	
Southern Illinois University	SIUC 24-07-226164	47.074	Biological Sciences		6,319	
Stanford University	61942785-134448 Amd 07	47.049	Mathematical and Physical Sciences		186,824	
Superior Nano LLC	2212222-1	47.084	NSF Technology, Innovation, and Partnerships		21	
Texas A&M University	M2403224	47.075	Social, Behavioral, and Economic Sciences		66,059	
The University of Arizona	635186 Am 2	47.076	STEM Education (formerly Education and Human Resources)		14,936	
The University of Arizona	711154	47.049	Mathematical and Physical Sciences		22,311	
The University of Georgia	SUB00002552	47.074	Biological Sciences		168,811	
The University of Georgia	SUB00002645	47.074	Biological Sciences		156,013	
The University of Georgia	SUB00003266	47.041	Engineering		172,998	
The University of Iowa	S03938-01 am 1	47.075	Social, Behavioral, and Economic Sciences		26,787	
The University of Kansas	FY2023-023	47.074	Biological Sciences		6,778	
The University of New Mexico	986136-87AC Amendment 01	47.074	Biological Sciences		73,910	
The University of Texas at El Paso	226101047F	47.050	Geosciences		20,048	
The University of Texas at El Paso	226101113C	47.076	STEM Education (formerly Education and Human Resources)		9,646	
The University of Utah	10047899-MINN/PO U000152712 Am 2	47.041	Engineering		19,134	
The University of Utah	10055084-S6 / PO U000270689 Am 3	47.049	Mathematical and Physical Sciences		297,935	
The University of Utah	10065091-01-UMINN/PO U000389497	47.084	NSF Technology, Innovation, and Partnerships		6,297	
University of California Berkeley	00010953 Amendment 05	47.049	Mathematical and Physical Sciences		159,569	

See accompanying Notes to Schedule of Expenditures of Federal Awards.

**UNIVERSITY OF MINNESOTA
SCHEDULE OF EXPENDITURES OF FEDERAL AWARDS (CONTINUED)
YEAR ENDED JUNE 30, 2024**

Cluster, Agency, Subagency, Direct/Pass-through, Pass-through Entity	Award #	ALN#	ALN Program Title	COVID-19	Federal Expenditures	Subrecipient Expenditures
University of California Los Angeles	0160 G ZD225 Am 1	47.070	Computer and Information Science and Engineering		\$ 53,288	\$ -
University of California San Diego	109256450 MP invoice # S9002104 A5	47.049	Mathematical and Physical Sciences		31,530	
University of California San Diego	703601 Amendment 003	47.074	Biological Sciences		88,793	
University of California San Diego	706625 Amend. 1	47.050	Geosciences		7,718	
University of California San Diego	KR 704751 Am 2	47.083	Integrative Activities		16,663	
University of California Santa Barbara	KK1989 Amendment 5	47.074	Biological Sciences		(54)	
University of Chicago	AWD102210 (SUB00000533)	47.049	Mathematical and Physical Sciences		91,667	
University of Chicago	AWD102952 (SUB00000707)-03-01	47.076	STEM Education (formerly Education and Human Resources)		304,860	
University of Chicago	AWD104198 (SUB00000960)	47.050	Geosciences		22,373	
University of Colorado	1560996	47.050	Geosciences		51,865	
University of Colorado Boulder	1561122/PO# 1001766081	47.075	Social, Behavioral, and Economic Sciences		13,687	
University of Connecticut	157123639/PO# 157123639	47.075	Social, Behavioral, and Economic Sciences		11,775	
University of Delaware	Subaward No: UDR0000318	47.084	NSF Technology, Innovation, and Partnerships		83,031	
University of Florida	SUB00004309	47.074	Biological Sciences		915	
University of Houston	R-22-0022 Amd 2	47.041	Engineering		3,057	
University of Illinois	106203-18650 Amd 02	47.070	Computer and Information Science and Engineering		145,541	
University of Illinois at Urbana-Champaign	105883-18897 Am 2	47.070	Computer and Information Science and Engineering		76,908	
University of Maryland	84553-23275201	47.075	Social, Behavioral, and Economic Sciences		8,334	
University of Maryland Baltimore	NSF00123-06 Am 4	47.070	Computer and Information Science and Engineering		233,425	
University of Michigan	3004628722-01	47.041	Engineering		2,785	
University of Michigan	SUBK00012980/PO #3006840982 Amd 03	47.041	Engineering		520,477	
University of Michigan	SUBK00016296/PO Number: 3007357658	47.041	Engineering		160,581	
University of Michigan	SUBK00019452 PO # 3007750806	47.070	Computer and Information Science and Engineering		8,199	
University of Mississippi	23-11-08 Amendment 1	47.074	Biological Sciences		96,011	
University of North Carolina at Charlotte	2019-0737-01-UMN Am 4	47.070	Computer and Information Science and Engineering		4,823	
University of Notre Dame	PHY-1806631 - MN Sub	47.049	Mathematical and Physical Sciences		2,128	
University of South Dakota	UP1700296-UMN1 / A18-0003-S005-A07	47.079	Office of International Science and Engineering		12,218	
University of Southern California	SCON-00005358	47.076	STEM Education (formerly Education and Human Resources)		48,032	
University of Texas Rio Grande Valley	1523577 (J) Am 7	47.049	Mathematical and Physical Sciences		12,566	
University of Texas Rio Grande Valley	2122178-01 Amd 02	47.049	Mathematical and Physical Sciences		74,418	
University of Washington	UWSC12804 BOP: 56644	47.075	Social, Behavioral, and Economic Sciences		21,301	
University of Washington	UWSC13390 BPO 61866 Am 2	47.070	Computer and Information Science and Engineering		224,991	
University of Wisconsin Madison	0000000846 Am 1	47.049	Mathematical and Physical Sciences		1,185,670	
University of Wisconsin Madison	0000002539	47.084	NSF Technology, Innovation, and Partnerships		46,463	
Virginia Polytechnic Inst & State University	480181-19114 NCE	47.074	Biological Sciences		2,485	
Office of the Director of National Intelligence						
Passthrough:						
Defensewrx Inc	CON-99237 2021-21072100002	54.CXX	Contract-Office of the Director of National Intelligence		3,840	
			Total Research and Development Cluster		770,175,847	120,481,177
Student Financial Aid						
Department of Education						
Direct						
Direct			84.007	Federal Supplemental Educational Opportunity Grants	4,519,598	
Direct			84.033	Federal Work-Study Program	2,648,731	
Direct			84.038	Federal Perkins Loan Program_Federal Capital Contributions	10,104,072	
Direct			84.063	Federal Pell Grant Program	53,320,881	
Direct			84.268	Federal Direct Student Loans	310,980,008	
Direct				Teacher Education Assistance for College and Higher Education Grants (TEACH Grants)	24,518	
Department of Health and Human Services						
Direct			93.264	Nurse Faculty Loan Program (NFLP)	1,568,249	
Direct				Health Professions Student Loans, Including Primary Care Loans/Loans for Disadvantaged Students	2,540,429	
Direct			93.364	Nursing Student Loans	1,312,891	
Direct			93.408	ARRA-Nurse Faculty Loan Program	9,012	
			Total Student Financial Aid		387,028,389	-
477 Cluster						
Department of Health and Human Services, Administration for Children and Families						
Passthrough:						
MN Department of Health	222189 Amd 1	93.558	Temporary Assistance for Needy Families		212,577	
			Total 477 Cluster		212,577	-

See accompanying Notes to Schedule of Expenditures of Federal Awards.

**UNIVERSITY OF MINNESOTA
SCHEDULE OF EXPENDITURES OF FEDERAL AWARDS (CONTINUED)
YEAR ENDED JUNE 30, 2024**

Cluster, Agency, Subagency, Direct/Pass-through, Pass-through Entity	Award #	ALN#	ALN Program Title	COVID-19	Federal Expenditures	Subrecipient Expenditures
CCDF Cluster						
Department of Health and Human Services, Administration for Children and Families						
Direct	90YE0254-01-00	93.575	Child Care and Development Block Grant		\$ 29,662	\$ -
Direct	90YE0296-01-00	93.575	Child Care and Development Block Grant		146,905	2,827
Passthrough:						
Chapin Hall at the University of Chicago	90YE0267-01-00	93.575	Child Care and Development Block Grant		29,094	
Child Trends Inc	17105.UMinnesota.01 Mod 4	93.575	Child Care and Development Block Grant		53,781	
MN Department of Human Services	GRK 158658-02	93.575	Child Care and Development Block Grant		23,890	
MN Department of Human Services	GRK%197613/3000084743 Am 04	93.596	Child Care Mandatory and Matching Funds of the Child Care and Development Fund		625,422	
MN Department of Human Services	PTK% 201481 / 3000087205-02	93.575	Child Care and Development Block Grant		69,735	
MN Department of Human Services	PTK211449	93.575	Child Care and Development Block Grant		(4,729)	
					Total CCDF Cluster	2,827
Economic Development Cluster						
Department of Commerce, Economic Development Administration						
Direct	X06-79-06378	11.307	Economic Adjustment Assistance		1,071,518	-
					Total Economic Development Cluster	1,071,518
Fish and Wildlife Cluster						
Department of the Interior, US Fish and Wildlife Service						
Passthrough:						
MN Department of Natural Resources	219588 / under master 1929B	15.611	Wildlife Restoration and Basic Hunter Education and Safety		(479)	
MN Department of Natural Resources	237736 under Master 2429A	15.611	Wildlife Restoration and Basic Hunter Education and Safety		65,826	
					Total Fish and Wildlife Cluster	65,347
Health Center Program Cluster						
Department of Health and Human Services, Health Resources and Services Administration						
Direct	1 H8GCS48468-01-01	93.527	Grants for New and Expanded Services under the Health Center Program	COVID-19	47,694	
Direct	1 H8LCS51353-01-01	93.527	Grants for New and Expanded Services under the Health Center Program	COVID-19	7,788	
Direct	2 H80CS00241-23-00	93.224	Health Center Program (Community Health Centers, Migrant Health Centers, Health Care for the Homeless, and Public Housing Primary Care)		682,080	
Direct	6 H80CS00241-22-01	93.224	Health Center Program (Community Health Centers, Migrant Health Centers, Health Care for the Homeless, and Public Housing Primary Care)		2,152,906	
					Total Health Center Program Cluster	2,890,468
Highway Safety Cluster						
Department of Transportation, National Highway Traffic Safety Administration						
Passthrough:						
MN Department of Public Safety	A-ADMIN22-2022-UMREGENTS-003	20.600	State and Community Highway Safety		19,544	
MN Department of Public Safety	A-ADMIN24-2024-UMREGENTS-002/3000090520	20.600	State and Community Highway Safety		61,885	
MN Department of Public Safety	Contract: 209123/ SWIFT: 3-90570	20.616	National Priority Safety Programs		117,235	
					Total Highway Safety Cluster	198,664
Medicaid Cluster						
Department of Health and Human Services, Centers for Medicare and Medicaid Services						
Passthrough:						
MNsured	Amd 1	93.778	Medical Assistance Program		12,587	
MNsured	CON-81228 1505MNSADM	93.778	Medical Assistance Program		11,145	
					Total Medicaid Cluster	23,732
SNAP Cluster						
Department of Agriculture, Food and Nutrition Service						
Passthrough:						
MN Department of Human Services	GRK 220609	10.561	State Administrative Matching Grants for the Supplemental Nutrition Assistance Program		6,320,832	
					Total SNAP Cluster	6,320,832
Special Education Cluster (IDEA)						
Department of Education, Office of Special Education and Rehabilitative Services						
Passthrough:						
MN Department of Education	CON-100885 H173A210086	84.173	Special Education Preschool Grants		167,067	
MN Department of Education	Contract #208010, PO#29774 Amd 2	84.027	Special Education Grants to States		202,372	
Washington Dept of Public Instruction	20230378	84.027	Special Education Grants to States		105,342	
					Total Special Education Cluster (IDEA)	474,781

See accompanying Notes to Schedule of Expenditures of Federal Awards.

**UNIVERSITY OF MINNESOTA
SCHEDULE OF EXPENDITURES OF FEDERAL AWARDS (CONTINUED)
YEAR ENDED JUNE 30, 2024**

Cluster, Agency, Subagency, Direct/Pass-through, Pass-through Entity	Award #	ALN#	ALN Program Title	COVID-19	Federal Expenditures	Subrecipient Expenditures
TRIO Cluster						
Department of Education, Office of Postsecondary Education						
Direct	P042A200469-22 Act 09	84.042	TRIO Student Support Services		\$ 213,429	\$ -
Direct	P042A210588-Action 6	84.042	TRIO Student Support Services		375,988	
Direct	P047A190626-22 Action 8	84.047	TRIO Upward Bound		657,287	
Direct	P047A220173-23.5.1	84.047	TRIO Upward Bound		668,938	
Direct	P217A220027 Act 03	84.217	TRIO McNair Post-Baccalaureate Achievement		239,790	
Direct	P217A220070 Action 3	84.217	TRIO McNair Post-Baccalaureate Achievement		364,832	
					<u>2,520,264</u>	<u>-</u>
					Total TRIO Cluster	
					1,171,956,179	120,484,004
NON CLUSTERED PROGRAMS						
Operations & Maintenance						
Department of Agriculture, National Institute of Food and Agriculture						
Direct	NS Prog-Agronomy Greenhouse	10.203	Payments to Agricultural Experiment Stations Under the Hatch Act		1,088	
Department of Homeland Security						
Direct	NS Prog-Morris campus storm damage	97.UXX	Unid CFDA-Department of Homeland Security		270,995	
					<u>272,083</u>	<u>-</u>
					Total Operations & Maintenance	
Public Service						
Corporation for National and Community Service						
Direct	20SRNMN005	94.002	AmeriCorps Seniors Retired and Senior Volunteer Program (RSVP) 94.002		(1,194)	
Direct	23SREMN004	94.002	AmeriCorps Seniors Retired and Senior Volunteer Program (RSVP) 94.002		26,458	
Passthrough:						
Carleton College	Community Partner Agreement Dated 11.22	94.026	AmeriCorps National Service and Civic Engagement Research Competition 94.026		29,496	
Direct						
Passthrough:						
World Organization for Animal Health	CON-108826 23-5000-2155-CA	10.CXX	Contract-Department of Agriculture		199,892	
Department of Agriculture, Agricultural Marketing Service						
Passthrough:						
MN Department of Agriculture	185104 / PO 3000037466	10.170	Specialty Crop Block Grant Program - Farm Bill		21,061	
MN Department of Agriculture	223937 / PO 44708	10.170	Specialty Crop Block Grant Program - Farm Bill		3,721	
Department of Agriculture, Agricultural Research Service						
Direct	58-2038-4-024	10.001	Agricultural Research Basic and Applied Research		3,489	
Direct	58-3080-3-002 Amend 01	10.001	Agricultural Research Basic and Applied Research		21,750	
Direct	58-5030-3-052	10.001	Agricultural Research Basic and Applied Research		11,520	
Direct	58-5062-3-010	10.001	Agricultural Research Basic and Applied Research		2,614	
Department of Agriculture, Animal and Plant Health Inspection Service						
Direct	AP21PPQFO000C248	10.025	Plant and Animal Disease, Pest Control, and Animal Care		407	
Direct	AP22VSD&B000C007	10.025	Plant and Animal Disease, Pest Control, and Animal Care		4,247	
Direct	AP23PPQFO000C122	10.025	Plant and Animal Disease, Pest Control, and Animal Care		13,341	
Direct	AP24PPQFO000C049	10.025	Plant and Animal Disease, Pest Control, and Animal Care		102	
Passthrough:						
Colorado State University	G-50346-21	10.025	Plant and Animal Disease, Pest Control, and Animal Care		487,254	
Department of Agriculture, Economic Research Service						
Direct	59-1000-2-0073	10.250	Agricultural and Rural Economic Research, Cooperative Agreements and Collaborations		29,331	
Department of Agriculture, Farm Service Agency						
Direct	27-015-0416007513 FY2023	10.435	State Mediation Grants		236,735	
Direct	27-015-0416007513 FY2024	10.435	State Mediation Grants		62,044	
Direct	FSA23CPT0012929	10.968	Increasing Land, Capital, and Market Access Program		801,294	
Passthrough:						
University of Arkansas	GR017175 Am 2	10.146	Farm Service Agency Taxpayer Outreach Education and Technical Assistance (American Rescue Plan Assistance)	COVID-19	144,285	
University of Nebraska Lincoln	PTE GR017178 / 26-6324-0236-040	10.147	Outreach Education and Technical Assistance		7,618	
Virginia State University	R000111	10.971	Urban Agriculture and Urban County Committee Outreach, Technical Assistance, and Education		21,784	
Department of Agriculture, Food and Nutrition Service						
Passthrough:						
MN Department of Education	238614	10.574	Team Nutrition Grants		26,182	

See accompanying Notes to Schedule of Expenditures of Federal Awards.

**UNIVERSITY OF MINNESOTA
SCHEDULE OF EXPENDITURES OF FEDERAL AWARDS (CONTINUED)
YEAR ENDED JUNE 30, 2024**

Cluster, Agency, Subagency, Direct/Pass-through, Pass-through Entity	Award #	ALN#	ALN Program Title	COVID-19	Federal Expenditures	Subrecipient Expenditures
Department of Agriculture, Foreign Agricultural Service						
Direct	FX20TA-10960R012 Amd 3	10.960	Technical Agricultural Assistance		\$ 16,547	\$ -
Direct	FX22TA-10960R032	10.960	Technical Agricultural Assistance		47,364	15,751
Department of Agriculture, Forest Service						
Direct	19-DG-11420000-076	10.674	Wood Utilization Assistance		9,653	
Direct	21-DG-11094200-097	10.674	Wood Utilization Assistance		5,958	
Direct	21-DG-11094200-255 Mod 1	10.680	Forest Health Protection		2,901	
Direct	23-CS-11242307-063	10.716	Infrastructure Investment and Jobs Act Prescribed Fire/Fire Recovery		49,451	
Passthrough: The Morton Arboretum	FA0894-01	10.680	Forest Health Protection		756	
Department of Agriculture, National Institute of Food and Agriculture						
Direct	2018-41520-28908 Am 8	10.500	Cooperative Extension Service		67,909	6,725
Direct	2019-38503-30221	10.318	Women and Minorities in Science, Technology, Engineering, and Mathematics Fields		712	
Direct	2019-41520-30099	10.500	Cooperative Extension Service		177,176	
Direct	2019-49400-30459 / 2024-01159	10.311	Beginning Farmer and Rancher Development Program		343	
Direct	2020-38640-31522	10.215	Sustainable Agriculture Research and Education		13,009	
Direct	2020-70020-33023 / 2021-03496	10.328	Food Safety Outreach Program		121,293	30,346
Direct	2021-38504-35827-Amendment #2	10.319	Farm Business Management and Benchmarking Competitive Grants Program		4,334	3,211
Direct	2021-38640-34714 Am 3	10.215	Sustainable Agriculture Research and Education		154,711	
Direct	2021-46401-35956 / 2023-08496	10.515	Renewable Resources Extension Act		23,591	
Direct	2021-67023-34488 A4	10.310	Agriculture and Food Research Initiative (AFRI)		122,200	52,560
Direct	2021-68006-33837 Amd02	10.310	Agriculture and Food Research Initiative (AFRI)		72,721	
Direct	2021-70006-35481 / 2023-06188	10.329	Crop Protection and Pest Management Competitive Grants Program		233,115	
Direct	2022-37624-38233	10.304	Food and Agriculture Defense Initiative (FADI)		42,100	
Direct	2022-38503-37904	10.318	Women and Minorities in Science, Technology, Engineering, and Mathematics Fields		30,928	
Direct	2022-38504-37839-Amendment #1	10.319	Farm Business Management and Benchmarking Competitive Grants Program		163,339	74,211
Direct	2022-38640-37486	10.215	Sustainable Agriculture Research and Education		1,695,504	1,175,963
Direct	2022-41520-38160 / 2022-06312	10.500	Cooperative Extension Service		811,358	356,313
Direct	2022-41580-37962 / 2023-05294	10.500	Cooperative Extension Service		106,897	
Direct	2022-67037-36095	10.310	Agriculture and Food Research Initiative (AFRI)		271,075	
Direct	2022-70033-38193 Amd 01	10.311	Beginning Farmer and Rancher Development Program		273,082	
Direct	2022-70416-37197 Am 2	10.234	American Rescue Plan Technical Assistance Investment Program	COVID-19	1,450,977	
Direct	2022-70419-38560	10.520	Agriculture Risk Management Education Partnerships Competitive Grants Program		42,855	
Direct	2022-70424-38547	10.331	Gus Schumacher Nutrition Incentive Program		179,242	
Direct	2023-38504-41022 Am 1	10.319	Farm Business Management and Benchmarking Competitive Grants Program		237,173	
Direct	2023-38640-39573	10.215	Sustainable Agriculture Research and Education		858,173	253,864
Direct	2023-39594-40798	10.244	Workforce Strategy Development		634,210	99,318
Direct	2023-41520-40726 / 2024-02266	10.500	Cooperative Extension Service		36,293	2,959
Direct	2023-46100-41096	10.516	Rural Health and Safety Education Competitive Grants Program		64,054	
Direct	2023-67017-40776	10.310	Agriculture and Food Research Initiative (AFRI)		50,000	
Direct	2023-67023-41260	10.310	Agriculture and Food Research Initiative (AFRI)		88,181	
Direct	2023-70003-38773	10.217	Higher Education - Institution Challenge Grants Program		100,611	38,396
Direct	2023-70027-40443	10.520	Agriculture Risk Management Education Partnerships Competitive Grants Program		9,826	
Direct	NS Prog-Hatch Fund Appr	10.203	Payments to Agricultural Experiment Stations Under the Hatch Act		3,079	
Direct	NS Prog-RREA-NFF Fund Appr	10.515	Renewable Resources Extension Act		70,924	
Direct	NS Prog-Smith-Lever Fund Appr	10.511	Smith-Lever Extension Funding		9,682,096	
Direct	NS Prog-Smith-Lever Fund Appr	10.514	Expanded Food and Nutrition Education Program		1,331,579	
Passthrough:						
Auburn University	20-HDFS-205212-UM	10.500	Cooperative Extension Service		44,718	
Extension Foundation	EXC3-2023-2404	10.229	Extension Collaborative on Immunization Teaching & Engagement		57,931	
Extension Foundation	EXCB-2024-2560	10.229	Extension Collaborative on Immunization Teaching & Engagement		525	
Extension Foundation	EXCNP-2023-2333	10.229	Extension Collaborative on Immunization Teaching & Engagement		30,495	
Extension Foundation	NTAE-2022-2217	10.500	Cooperative Extension Service		2,979	
Extension Foundation	NTAE-2024-2492	10.500	Cooperative Extension Service		7,791	

See accompanying Notes to Schedule of Expenditures of Federal Awards.

**UNIVERSITY OF MINNESOTA
SCHEDULE OF EXPENDITURES OF FEDERAL AWARDS (CONTINUED)
YEAR ENDED JUNE 30, 2024**

Cluster, Agency, Subagency, Direct/Pass-through, Pass-through Entity	Award #	ALN#	ALN Program Title	COVID-19	Federal Expenditures	Subrecipient Expenditures
Iowa State University	022798D Amend 3	10.200	Grants for Agricultural Research, Special Research Grants		\$ 46,406	\$ -
Iowa State University	0245751	10.328	Food Safety Outreach Program		7,056	
Iowa State University	028147C	10.329	Crop Protection and Pest Management Competitive Grants Program		3,186	
Kansas State University	A21-0316-S005	10.500	Cooperative Extension Service		15,492	
Kansas State University	A24-0242-S001	10.500	Cooperative Extension Service		34,229	
Michigan Food & Farming Systems	CON-92203 20217702835274	10.334	Enhancing Agricultural Opportunities for Military Veterans Competitive Grants Program		45,752	
Michigan State University	RC115044UMN	10.215	Sustainable Agriculture Research and Education		18,693	
MN Department of Agriculture	SWIFT 203221 / PO 3000040584	10.525	Farm and Ranch Stress Assistance Network Competitive Grants Program		29,515	
South Dakota State University	3TC495	10.217	Higher Education - Institution Challenge Grants Program		19,200	
The University of Vermont	AWD00001368/SUB0000456/PO # 214666	10.520	Agriculture Risk Management Education Partnerships Competitive Grants Program		12,000	
University of Illinois	101598-18126 Amd 02	10.525	Farm and Ranch Stress Assistance Network Competitive Grants Program		150,904	
University of Illinois	115000-19832	10.525	Farm and Ranch Stress Assistance Network Competitive Grants Program		45,250	
University of Missouri	C00082273-1	10.328	Food Safety Outreach Program		15,424	
University of Nebraska Lincoln	25-6324-0207-015	10.500	Cooperative Extension Service		4,079	
University of Nebraska Lincoln	25-6324-0207-105	10.520	Agriculture Risk Management Education Partnerships Competitive Grants Program		32,147	
University of Nebraska Lincoln	25-6324-0245-114	10.520	Agriculture Risk Management Education Partnerships Competitive Grants Program		9,242	
University of Wisconsin Madison	0000002242	10.500	Cooperative Extension Service		775	
University of Wisconsin Madison	0000003297	10.307	Organic Agriculture Research and Extension Initiative		4,647	
Washington State University	143473 WSU001059 SP0005377	10.310	Agriculture and Food Research Initiative (AFRI)		27,125	
Department of Agriculture, Natural Resources Conservation Service						
Direct	NR236322XXXXC010	10.902	Soil and Water Conservation		25,635	
Passthrough:						
Edge Dairy Farmer Cooperative	CON-103650 NR233A750004G051	10.937	Partnerships for Climate-Smart Commodities		43,059	
The Nature Conservancy	7513-0002 / A108715 USDA NRCS PCSC MN CS	10.937	Partnerships for Climate-Smart Commodities		2,343	
Department of Agriculture, Office of the Chief Economist						
Direct	58-0111-22-009	10.290	Agricultural Market and Economic Research		28,535	
Direct	58-0111-22-014	10.290	Agricultural Market and Economic Research		1,795	
Department of Agriculture, Risk Management Agency						
Direct	RMA22CPT0012076	10.460	Risk Management Education Partnerships		47,014	
Department of Agriculture, Rural Business Cooperative Service						
Direct	138169065	10.351	Rural Business Development Grant		29,294	
Direct	138169065	10.868	Rural Energy for America Program		16,602	
Direct	27-027-138169065	10.868	Rural Energy for America Program		41,462	
Direct	REAP Program-CON91356-M. Pawlisch	10.868	Rural Energy for America Program		5,744	
Passthrough:						
Iowa State University	026499C	10.352	Value-Added Producer Grants		76,065	
Department of Commerce						
Passthrough:						
University of Washington	PO-0100023756	11.CXX	Contract-Department of Commerce		428,159	
Department of Commerce, Economic Development Administration						
Direct	ED21CHI3030026	11.303	Economic Development Technical Assistance		185,047	
Department of Commerce, National Oceanic and Atmospheric Administration						
Direct	NA18OAR4170101 Amend. 19	11.417	Sea Grant Support		164,520	
Direct	NA19OAR4170388 Amend 2	11.417	Sea Grant Support		126,228	
Direct	NA21OAR4170092 Amend 3	11.417	Sea Grant Support		98,042	87,009
Direct	NA21OAR4170335	11.417	Sea Grant Support		14,675	
Direct	NA22OAR4170098 Amend. 10	11.417	Sea Grant Support		1,363,787	
Direct	NA22OAR4170627 Am. 1	11.417	Sea Grant Support		196,830	103,038
Direct	NA24OARX417C0082-T1-01	11.417	Sea Grant Support		37,909	
Direct	NA24OARX417C0084-T1-01	11.417	Sea Grant Support		30,655	
Passthrough:						
Arrowhead Regional Dev. Commission	199373	11.419	Coastal Zone Management Administration Awards		6,434	
Minnesota's Lake Superior Coastal Program	234997/ PO #3-238797	11.419	Coastal Zone Management Administration Awards		3,087	
Minnesota's Lake Superior Coastal Program	235558/PO# 3000239347	11.419	Coastal Zone Management Administration Awards		4,033	
MN Department of Natural Resources	242447 / 3000246482	11.419	Coastal Zone Management Administration Awards		2,593	
Purdue University	18100059-055 Amend. 6	11.417	Sea Grant Support		96,322	
University of Wisconsin Superior	UWS-NOAA FY24 01	11.008	NOAA Mission-Related Education Awards		83	

See accompanying Notes to Schedule of Expenditures of Federal Awards.

**UNIVERSITY OF MINNESOTA
SCHEDULE OF EXPENDITURES OF FEDERAL AWARDS (CONTINUED)
YEAR ENDED JUNE 30, 2024**

Cluster, Agency, Subagency, Direct/Pass-through, Pass-through Entity	Award #	ALN#	ALN Program Title	COVID-19	Federal Expenditures	Subrecipient Expenditures
Department of Defense						
Direct	FA8810-22-P-0001 P00002	12.CXX	Contract-Department of Defense		\$ 240,201	\$ -
Department of Defense, Dept of the Army						
Passthrough:						
Harvard University	111266-5127611	12.420	Military Medical Research and Development		109,417	
Department of Education						
Passthrough:						
American Institutes for Research	0471000004 / 91990018C0046 Amd 8	84.CXX	Contract-Department of Education		910,827	571,526
MN Department of Education	210402 / PO 3000027309	84.425	Education Stabilization Fund	COVID-19	425,338	
MN Dept of Employment & Economic Dev	240888; PO 3-539823; PR 78521	84.421	Disability Innovation Fund (DIF)		17,243	
Department of Education, Office of Elementary and Secondary Education						
Direct	S184X220008	84.184	School Safely National Activities		1,274,086	
Direct	S184X230013	84.184	School Safely National Activities		763,322	
Passthrough:						
Arkansas Department of Education	CON-99314 5368A220001	84.368	Competitive Grants for State Assessments		480,614	
University of California Los Angeles	0070PYB345	84.368	Competitive Grants for State Assessments		67,257	
University of Wisconsin Madison	0000000422-Modification #4	84.283	Comprehensive Centers		464,588	
Department of Education, Office of Postsecondary Education						
Direct	P017A200011-22 Act 07	84.017	International Research and Studies		31,207	
Direct	P031L200009-05	84.031	Higher Education Institutional Aid		377,060	
Direct	P031X200010 - 22 Action 7	84.031	Higher Education Institutional Aid		339,336	
Direct	P031X200014 - 22 Action 19	84.031	Higher Education Institutional Aid		346,765	
Direct	P229A220007	84.229	Language Resource Centers		197,241	
Direct	P382B160009-19 Act 6	84.382	Strengthening Minority-Serving Institutions		2,357	
Passthrough:						
Central Lakes College	P031F180002	84.031	Higher Education Institutional Aid		65,328	
Department of Education, Office of Special Education and Rehabilitative Services						
Direct	H327S170015 -19 Action 8	84.327	Special Education Educational Technology Media, and Materials for Individuals with Disabilities		73,869	
Passthrough:						
MN Department of Education	213477/PO 3000026848/3000027501	84.181	Special Education-Grants for Infants and Families		92,020	
Special Olympics	CON-109884 H380W230001	84.380	Special Education - Special Olympics Education Programs		146,930	
Department of Energy						
Passthrough:						
MN Department of Commerce	215275 / PO 3-15849	81.041	State Energy Program		146	
Department of Health and Human Services						
Direct	NS Prog-DHHS-CDC IPA	93.U02	Unid CFDA-Department of Health and Human Services-Other PHS		22,885	
Department of Health and Human Services, Administration for Children and Families						
Direct	90CT7004-03-00	93.648	Child Welfare Research Training or Demonstration		(3,325)	
Direct	90CT7004-05-00	93.648	Child Welfare Research Training or Demonstration		108,468	
Passthrough:						
MN Department of Education	226672/3000029073-01	93.434	Every Student Succeeds Act/Preschool Development Grants		23,606	
MN Department of Education	227836	93.434	Every Student Succeeds Act/Preschool Development Grants		164,577	
MN Department of Health	239867/Req 9964	93.235	Title V State Sexual Risk Avoidance Education (Title V State SRAE) Program		73,625	
MN Department of Health	Grant Agreement 188585 Amendment 3	93.235	Title V State Sexual Risk Avoidance Education (Title V State SRAE) Program		24,108	
MN Department of Health	SWIFT Contract Number 200812 PI change	93.092	Affordable Care Act (ACA) Personal Responsibility Education Program		26,949	
MN Department of Human Services	208395	93.566	Refugee and Entrant Assistance State/Replacement Designee Administered Programs		(628)	
MN Department of Human Services	231752	93.603	Adoption and Legal Guardianship Incentive Payments		438,586	
MN Department of Human Services	88838	93.564	Child Support Services Research		6,527	
MN Department of Human Services	Contract 182096 Amd 1	93.603	Adoption and Legal Guardianship Incentive Payments		742,698	
MN Department of Human Services	Contract No. 203561 PO 3000088057 Amd 1	93.564	Child Support Services Research		75,098	
MN Department of Human Services	GrantAmend. GK401 / Contract 216779	93.568	Low-Income Home Energy Assistance		592,274	
MN Department of Human Services	JKP 160374-Amendment 7	93.658	Foster Care Title IV-E		74,607	
MN Department of Human Services	JKP 206241 MOD 4	93.658	Foster Care Title IV-E		2,308,154	
MN Department of Human Services	JKP 212829	93.556	MaryLee Allen Promoting Safe and Stable Families Program		232,193	
MN Department of Human Services	JKP%_192995	93.566	Refugee and Entrant Assistance State/Replacement Designee Administered Programs		62,625	
Ramsey County	SSD 20-047 UOFM INTERN	93.658	Foster Care Title IV-E		71,184	
University at Albany SUNY	13-95862 Amd 1	93.648	Child Welfare Research Training or Demonstration		49,595	

See accompanying Notes to Schedule of Expenditures of Federal Awards.

**UNIVERSITY OF MINNESOTA
SCHEDULE OF EXPENDITURES OF FEDERAL AWARDS (CONTINUED)
YEAR ENDED JUNE 30, 2024**

Cluster, Agency, Subagency, Direct/Pass-through, Pass-through Entity	Award #	ALN#	ALN Program Title	COVID-19	Federal Expenditures	Subrecipient Expenditures
Department of Health and Human Services, Administration for Community Living (ACL)						
Direct	90DDUC0139-01-01	93.632	University Centers for Excellence in Developmental Disabilities Education, Research, and Service		\$ 558,424	\$ -
Direct	90DNPA0001-05-00	93.631	Developmental Disabilities Projects of National Significance		94,405	12,143
Direct	90EJIG0038-02-00	93.747	Elder Abuse Prevention Interventions Program		49,614	
Direct	90EJIG0038-02-00	93.747	Elder Abuse Prevention Interventions Program		12,144	
Passthrough:						
Alzheimer's Association	GRT00853	93.470	Alzheimers Disease Program Initiative (ADPI)		22,353	
MN Department of Human Services	CON-99564 90TBSG0059	93.234	Traumatic Brain Injury State Demonstration Grant Program		23,642	
National Council on Aging Inc	CON-102874 90DNCW0001	93.048	Special Programs for the Aging, Title IV, and Title II, Discretionary Projects		81,203	
Rush University	20062507-Sub01 am 5	93.631	Developmental Disabilities Projects of National Significance		33,598	
Department of Health and Human Services, Agency for Healthcare Research and Quality						
Direct	75Q80120D00008 / 75Q80120F32001	93.C14	Contract-Department of Health and Human Services-Agency for Healthcare Research and Quality		150,134	
Direct	75Q80120D00008 / 75Q80123F32007	93.C14	Contract-Department of Health and Human Services-Agency for Healthcare Research and Quality		214,588	
Direct	75Q80120D00008 / 75Q80123F32009	93.C14	Contract-Department of Health and Human Services-Agency for Healthcare Research and Quality		845,771	
Direct	75Q80120D00008 / 75Q80123F32010	93.C14	Contract-Department of Health and Human Services-Agency for Healthcare Research and Quality		60,166	
Direct	75Q80120D00008 / 75Q80124F32011	93.C14	Contract-Department of Health and Human Services-Agency for Healthcare Research and Quality		138,855	
Direct	75Q80120D00008 / T.O. 75Q80120F32002	93.C14	Contract-Department of Health and Human Services-Agency for Healthcare Research and Quality		58,519	
Direct	75Q80120D00008 / T.O. 75Q80121F32003	93.C14	Contract-Department of Health and Human Services-Agency for Healthcare Research and Quality		22,110	
Direct	75Q80120D00008 /Task Order75Q80122F32006	93.C14	Contract-Department of Health and Human Services-Agency for Healthcare Research and Quality		321,392	154,306
Direct	75Q80120D00008/75Q80123F32008	93.C14	Contract-Department of Health and Human Services-Agency for Healthcare Research and Quality		270,385	
Direct	75Q80120D00008/75Q80124F32012	93.C14	Contract-Department of Health and Human Services-Agency for Healthcare Research and Quality		356	
Department of Health and Human Services, Centers for Disease Control and Prevention						
Direct	1 NU01DD000019-01-01	93.073	Birth Defects and Developmental Disabilities - Prevention and Surveillance		230,728	
Direct	1 NUR3DD000110-02-00	93.998	Autism and Other Developmental Disabilities, Surveillance, Research, and Prevention		404,198	
Direct	200-2019-03754/75D30119D03754 00006	93.C05	Contract-Department of Health and Human Services-Centers for Disease Control Centers for Research and Demonstration for Health Promotion and Disease		116,332	
Direct	5 U48DP006414-05-01	93.135	Prevention The Healthy Brain Initiative: Technical Assistance to Implement Public Health Actions related to Cognitive Health, Cognitive Impairment, and Caregiving at the State and Local Levels		633,992	
Direct	5NU58DP006910-04-00	93.334	Prevention The Healthy Brain Initiative: Technical Assistance to Implement Public Health Actions related to Cognitive Health, Cognitive Impairment, and Caregiving at the State and Local Levels		644,217	276,776
Direct	6 NU53DD000007-04-02	93.998	Autism and Other Developmental Disabilities, Surveillance, Research, and Prevention		18,739	
Direct	6NU38FT000003-01-03	93.823	Public Health Response, Forecasting, and Analytic Capacities Related to Disease Outbreaks, Epidemics, and Pandemics	COVID-19	827,923	90,467
Direct	Contract 75D30121D12577/75D30122F00003	93.C05	Contract-Department of Health and Human Services-Centers for Disease Control		137,679	
Direct	PO 75D30119D03922/75D30123F00006	93.C05	Contract-Department of Health and Human Services-Centers for Disease Control		96,503	
Passthrough:						
American Academy of Pediatrics	PO 101616 / 1NU01DD000032-01-00	93.073	Birth Defects and Developmental Disabilities - Prevention and Surveillance		28,913	
American College of Obstetricians & Gyn	CON-97766 NU38OT000287	93.421	Strengthening Public Health Systems and Services through National Partnerships to Improve and Protect the Nations Health		9,020	
Assoc of University Centers on Disabilities	#01-8817-22 Mod 2	93.421	Strengthening Public Health Systems and Services through National Partnerships to Improve and Protect the Nations Health		6,854	
Assoc of University Centers on Disabilities	13-8818-23	93.185	Immunization Research, Demonstration, Public Information and Education Training and Clinical Skills Improvement Projects	COVID-19	14,519	
Assoc of University Centers on Disabilities	CON-101026 Learn the Signs. Act Early - NCBDD	93.073	Birth Defects and Developmental Disabilities - Prevention and Surveillance		8,460	

See accompanying Notes to Schedule of Expenditures of Federal Awards.

**UNIVERSITY OF MINNESOTA
SCHEDULE OF EXPENDITURES OF FEDERAL AWARDS (CONTINUED)
YEAR ENDED JUNE 30, 2024**

Cluster, Agency, Subagency, Direct/Pass-through, Pass-through Entity	Award #	ALN#	ALN Program Title	COVID-19	Federal Expenditures	Subrecipient Expenditures
Boston Children's Hospital City of Minneapolis	GENFD0002272475 Amd 1	93.C05	Contract-Department of Health and Human Services-Centers for Disease Control	COVID-19	\$ 30,342	\$ -
	152495 COM0005470	93.435	The Innovative Cardiovascular Health Program		24,597	
Cook County - IL	Contract H22-25-054, PO 77000124068	93.354	Public Health Emergency Response: Cooperative Agreement for Emergency Response: Public Health Crisis Response	COVID-19	131,648	
East Tennessee State University Fairview Health Services	6NU38OT000306-05-01 2022-120801 CON000000037589	93.421	Strengthening Public Health Systems and Services through National Partnerships to Improve and Protect the Nations Health		30,765	
		93.080	Blood Disorder Program: Prevention, Surveillance, and Research		9,568	
International Organization for Migration	UMN-IOM Service Agreement Am 3	93.283	Centers for Disease Control and Prevention Investigations and Technical Assistance	COVID-19	7,927,273	6,129,971
MN Department of Education MN Department of Health	241656 188940 Am3	93.981	Improving Student Health and Academic Achievement through Nutrition, Physical Activity and the Management of Chronic Conditions in Schools		3,488	
		93.439	State Physical Activity and Nutrition (SPAN WELL-INTEGRATED SCREENING AND EVALUATION FOR WOMEN ACROSS THE NATION (WISEWOMAN)		81,343	
MN Department of Health	198534/3000086811	93.436	Public Health Emergency Response: Cooperative Agreement for Emergency		52,845	
MN Department of Health	207337/3-91472	93.354	Response: Public Health Crisis Response	COVID-19	1,104,510	
MN Department of Health	224146	93.391	Activities to Support State, Tribal, Local and Territorial (STLT) Health Department Response to Public Health or Healthcare Crises		78,869	
MN Department of Health MN Department of Health MN Department of Health	225254 / PO 3000010114 229850 236996	93.421	Strengthening Public Health Systems and Services through National Partnerships to Improve and Protect the Nations Health		4,880	
		93.268	Immunization Cooperative Agreements	COVID-19	74,095	
		93.268	Immunization Cooperative Agreements	COVID-19	1,783	
MN Department of Health MN Department of Health	238722 / 3000108093 240275 / 3000108909	93.421	Strengthening Public Health Systems and Services through National Partnerships to Improve and Protect the Nations Health		1,197	
		93.945	Assistance Programs for Chronic Disease Prevention and Control		556	
MN Department of Health MN Department of Health MN Department of Health	241700/3-109588 243391_9857 CON-108829 Emerging Infections Program Appr	93.421	Strengthening Public Health Systems and Services through National Partnerships to Improve and Protect the Nations Health		8,783	
		93.323	Epidemiology and Laboratory Capacity for Infectious Diseases (ELC)	COVID-19	232,478	
		93.317	Emerging Infections Programs		50,000	
MN Department of Health	Contract #208026 Amd 1	93.136	Injury Prevention and Control Research and State and Community Based Programs		4,879	
MN Department of Health MN Department of Health MN Department of Health MN Department of Health	Contract 198663 Amendment 1 H1201-3000068209 (Contract# 164600) H1201-3000068545 (Contract# 165001) SWIFT 155913 / PO 3-76001 Am 5	93.283	Centers for Disease Control and Prevention Investigations and Technical Assistance		(34,182)	
		93.323	Epidemiology and Laboratory Capacity for Infectious Diseases (ELC)		215,823	
		93.323	Epidemiology and Laboratory Capacity for Infectious Diseases (ELC)		31,133	
		93.426	The National Cardiovascular Health Program		226	
MN Department of Health MN Department of Health	SWIFT 224362/PO 3000100781 SWIFT Contract 236343	93.391	Activities to Support State, Tribal, Local and Territorial (STLT) Health Department Response to Public Health or Healthcare Crises		17,681	
		93.084	Prevention of Disease, Disability, and Death by Infectious Diseases		230,733	
National Assoc of Cty & City Health Officials	2021-122003	93.421	Strengthening Public Health Systems and Services through National Partnerships to Improve and Protect the Nations Health		85,265	
National Assoc of Cty & City Health Officials	2022-051901	93.421	Strengthening Public Health Systems and Services through National Partnerships to Improve and Protect the Nations Health		106,727	34,979
National Assoc of Cty & City Health Officials	2022-110704	93.421	Strengthening Public Health Systems and Services through National Partnerships to Improve and Protect the Nations Health		38,884	
National Assoc of Cty & City Health Officials	2023-012406	93.421	Strengthening Public Health Systems and Services through National Partnerships to Improve and Protect the Nations Health		83,990	
National Assoc of Cty & City Health Officials	2023-022704	93.421	Strengthening Public Health Systems and Services through National Partnerships to Improve and Protect the Nations Health	COVID-19	259,521	
National Assoc of Cty & City Health Officials	2023-110701	93.421	Strengthening Public Health Systems and Services through National Partnerships to Improve and Protect the Nations Health		43,443	
National Assoc of Cty & City Health Officials	2024-011901	93.421	Strengthening Public Health Systems and Services through National Partnerships to Improve and Protect the Nations Health		36,381	
National Assoc of Cty & City Health Officials	2024-021306	93.421	Strengthening Public Health Systems and Services through National Partnerships to Improve and Protect the Nations Health		105,655	
National Assoc of Cty & City Health Officials	CONTRACT # 2023-061301	93.421	Strengthening Public Health Systems and Services through National Partnerships to Improve and Protect the Nations Health	COVID-19	918	
National Assoc of Cty & City Health Officials	CONTRACT # 2023-061302	93.421	Strengthening Public Health Systems and Services through National Partnerships to Improve and Protect the Nations Health	COVID-19	30,010	

See accompanying Notes to Schedule of Expenditures of Federal Awards.

**UNIVERSITY OF MINNESOTA
SCHEDULE OF EXPENDITURES OF FEDERAL AWARDS (CONTINUED)
YEAR ENDED JUNE 30, 2024**

Cluster, Agency, Subagency, Direct/Pass-through, Pass-through Entity	Award #	ALN#	ALN Program Title	COVID-19	Federal Expenditures	Subrecipient Expenditures
National Assoc of Cty & City Health Officials	CONTRACT # 2023-061303	93.421	Strengthening Public Health Systems and Services through National Partnerships to Improve and Protect the Nations Health	COVID-19	\$ 26,678	\$ -
National Environmental Health Association	202151_EH_Dept_Staffing	93.421	Strengthening Public Health Systems and Services through National Partnerships to Improve and Protect the Nations Health		60	
Public Health Accreditation Board	CON-101208 NE11OE000084	93.967	Strengthen Public Health		951,389	200,239
Public Health Accreditation Board	CON-94753 NU900T000229	93.097	Strengthening the Nation's Public Health System through a National Voluntary Accreditation Program for State, Tribal, Local and Territorial Health Departments		7,738	
State of Minnesota	218775	93.323	Epidemiology and Laboratory Capacity for Infectious Diseases (ELC)	COVID-19	74,934	
State of Minnesota	Swift Contract 206523 Amd 1	93.323	Epidemiology and Laboratory Capacity for Infectious Diseases (ELC)	COVID-19	(2,646)	
The Children's Hospital of Philadelphia	GRT-00002189-0924/PO#20557260-RSUB Am2	93.318	Protecting and Improving Health Globally: Building and Strengthening Public Health Impact, Systems, Capacity and Security	COVID-19	53,351	
University of Florida	SUB00003366 Amd 2	93.185	Immunization Research, Demonstration, Public Information and Education Training and Clinical Skills Improvement Projects	COVID-19	217,640	
Department of Health and Human Services, Centers for Medicare and Medicaid Services						
Direct	75FCMC20F0053 / GS-10F-067CA	93.C07	Contract-Department of Health and Human Services-Centers for Medicare and Medicaid Services		3,357,662	184,956
Passthrough:						
Arab Community Ctr for Economic and Social Services	1	93.829	Section 223 Demonstration Programs to Improve Community Mental Health Services	COVID-19	22,790	
MNsure	Mnsure	93.525	State Planning and Establishment Grants for the Affordable Care Act (ACA) Exchanges		1,695	
National Opinion Research Center	8917.UMN.01 / previously 8001.UMN.01	93.C07	Contract-Department of Health and Human Services-Centers for Medicare and Medicaid Services		139,954	
National Opinion Research Center	9218.UMN.01	93.C07	Contract-Department of Health and Human Services-Centers for Medicare and Medicaid Services		431,590	
National Opinion Research Center	PSA 8425.SHADAC.01	93.C07	Contract-Department of Health and Human Services-Centers for Medicare and Medicaid Services		835	
National Opinion Research Center	PSA 8425.UOFMN.01	93.C07	Contract-Department of Health and Human Services-Centers for Medicare and Medicaid Services		706	
Department of Health and Human Services, Food and Drug Administration						
Direct	1U018FD007730-01	93.103	Food and Drug Administration Research	COVID-19	(961)	
Direct	5U18FD006151-07	93.103	Food and Drug Administration Research		35,818	
Passthrough:						
MN Department of Agriculture	203582 / PO 3000040615	93.103	Food and Drug Administration Research		2,619	
National Inst for Pharm Technology & Educ	NIPE-U01-MN-2020-003	93.103	Food and Drug Administration Research		1,037	
Department of Health and Human Services, Health Resources and Services Administration						
Direct	2 M01HP31332-07-00	93.732	Mental and Behavioral Health Education and Training Grants		185,965	
Direct	2 U27RH01080-21-02	93.241	State Rural Hospital Flexibility Program		1,737,951	857,672
Direct	5 U1UTH42525-03-00	93.211	Telehealth Programs		241,248	
Direct	5U1CRH03717-20	93.155	Rural Health Research Centers		914,102	
Direct	5U27RH01080-20-00	93.241	State Rural Hospital Flexibility Program		179,997	168,685
Direct	6 D87HP31254-07-02	93.059	Training in General, Pediatric, and Public Health Dentistry		103,821	
Passthrough:						
Fairview Health Services	71195	93.155	Rural Health Research Centers		50,669	
Fairview Health Services	CON000000070761 Am 6	93.110	Maternal and Child Health Federal Consolidated Programs		14,539	
Hennepin County	HS00001514 POS12891	93.145	HIV-Related Training and Technical Assistance		40,018	
MN Department of Health	231296_REQ.8171 Amd 1	93.870	Maternal, Infant and Early Childhood Home Visiting Grant		432,491	
MN Department of Health	SWIFT Contract 147077 Amendment 4	93.870	Maternal, Infant and Early Childhood Home Visiting Grant		9,654	
MN Department of Human Services	GRK 211897 Amd 02	93.917	HIV Care Formula Grants		578,849	
Proof Alliance	CON-95013 UT9MC39477	93.110	Maternal and Child Health Federal Consolidated Programs		13,421	
Thomas Jefferson University	080-36000-M07501 / P.O. # 2000100350 A4	93.884	Primary Care Training and Enhancement		2,745	
University of California San Francisco	Agreement #10898sc Amendment 05	93.110	Maternal and Child Health Federal Consolidated Programs		46,610	
University of Michigan	SUBK00016901 / PO Number 3007762211	93.516	Public Health Training Centers Program		94,503	

See accompanying Notes to Schedule of Expenditures of Federal Awards.

**UNIVERSITY OF MINNESOTA
SCHEDULE OF EXPENDITURES OF FEDERAL AWARDS (CONTINUED)
YEAR ENDED JUNE 30, 2024**

Cluster, Agency, Subagency, Direct/Pass-through, Pass-through Entity	Award #	ALN#	ALN Program Title	COVID-19	Federal Expenditures	Subrecipient Expenditures
Department of Health and Human Services, Immed Office of the Secretary of Health and Human Services						
Direct	90PH0005 / 01-10	93.355	Public Health Informatics & Technology Workforce Development Program (The PHIT Workforce Development Program)	COVID-19	\$ 1,667,435	\$ 591,912
Passthrough: Emory University	A828100	93.825	National Ebola Training and Education Center (NETEC)		5,308	
Fairview Health Services	71184	93.817	Hospital Preparedness Program (HPP) Ebola Preparedness and Response Activities		136,871	
MN Department of Health	241024 / 3000109278 / REQ 10270	93.008	Medical Reserve Corps Small Grant Program		100,526	
Department of Health and Human Services, Indian Health Service						
Passthrough: Indian Health Council Inc	CON-105478 H61HS0001	93.382	Indian Health Service Community Health Aide Program		18,414	
Department of Health and Human Services, National Institutes of Health						
Direct	75N91022P00950	93.C11	Contract-Department of Health and Human Services-National Institutes of Health		250,614	
Direct	75N91023P00791	93.C11	Contract-Department of Health and Human Services-National Institutes of Health		12,343	
Passthrough: Brigham and Women's Hospital	Alliance for Clinical Trials In Oncology	93.C11	Contract-Department of Health and Human Services-National Institutes of Health		(33,682)	
The Mitre Corporation	1168522	93.C11	Contract-Department of Health and Human Services-National Institutes of Health		5,179	
Department of Health and Human Services, Office of Assistant Secretary for Health						
Passthrough: City of Minneapolis	CPIMP211253 COM0005470 223-1a	93.137	Community Programs to Improve Minority Health Grant Program	COVID-19	93,987	
Department of Health and Human Services, Substance Abuse and Mental Health Services Administration						
Direct	1H79SM084079-03M002	93.243	Substance Abuse and Mental Health Services Projects of Regional and National Significance		115,561	
Direct	6H79SM084887-03M001	93.243	Substance Abuse and Mental Health Services Projects of Regional and National Significance		432,549	292,282
Direct	6H79TI083262-02M001	93.788	Opioid STR		134,802	
Passthrough: Association of Africans Living in Vermont	3 / BPO54018	93.243	Substance Abuse and Mental Health Services Projects of Regional and National Significance		21,361	
MN Department of Human Services	110808 FEP Am 6	93.958	Block Grants for Community Mental Health Services		194,938	32,301
MN Department of Human Services	114525 NAVIGATE Amendment 4	93.958	Block Grants for Community Mental Health Services		1,188,891	1,188,664
MN Department of Human Services	193537 Amd 1	93.788	Opioid STR		272,821	
MN Department of Human Services	231270	93.958	Block Grants for Community Mental Health Services		590,586	
MN Department of Human Services	232482	93.958	Block Grants for Community Mental Health Services		143,908	
The University of Utah	10060285-05-UMINN Amd 1	93.243	Substance Abuse and Mental Health Services Projects of Regional and National Significance		9,370	
University of Wisconsin Madison	0000002560	93.243	Substance Abuse and Mental Health Services Projects of Regional and National Significance		33,498	
University of Wisconsin Madison	0000003135	93.243	Substance Abuse and Mental Health Services Projects of Regional and National Significance		96,969	
Department of Homeland Security						
Direct	70RSAT22G00000006 / 70RSAT22FR0000159	97.CXX	Contract-Department of Homeland Security		7,880	
Department of Homeland Security, Federal Emergency Management Agency						
Passthrough: MN Department of Public Safety	206152	97.047	BRIC: Building Resilient Infrastructure and Communities		47,227	
MN Dept of Homeland Sec & Emer Mgmt	243251 / PO 3000093514	97.047	BRIC: Building Resilient Infrastructure and Communities		59,332	
MN Dept of Homeland Sec & Emer Mgmt	A-EMPG-2022-UNIVMN-104	97.042	Emergency Management Performance Grants		5,820	
MN Dept of Homeland Sec & Emer Mgmt	A-SHSP-2021-UNNMN-020/3000078663	97.067	Homeland Security Grant Program		62,806	
MN Dept of Homeland Sec & Emer Mgmt	SWIFT 221244/PO 3000083720	97.047	BRIC: Building Resilient Infrastructure and Communities		131,686	
MN Dept of Homeland Sec & Emer Mgmt	SWIFT 221314/PO 3000083778	97.047	BRIC: Building Resilient Infrastructure and Communities		321,661	

See accompanying Notes to Schedule of Expenditures of Federal Awards.

**UNIVERSITY OF MINNESOTA
SCHEDULE OF EXPENDITURES OF FEDERAL AWARDS (CONTINUED)
YEAR ENDED JUNE 30, 2024**

Cluster, Agency, Subagency, Direct/Pass-through, Pass-through Entity	Award #	ALN#	ALN Program Title	COVID-19	Federal Expenditures	Subrecipient Expenditures
Department of Justice, Office of Justice Programs						
Passthrough:						
City of Minneapolis	PO 877258/Master: COM0005470/FAN 223-3	16.838	Comprehensive Opioid, Stimulant, and other Substances Use Program		\$ 35,261	\$ -
City of Minneapolis	PO 929327/Master: COM0005470/FAN 246-1	16.838	Comprehensive Opioid, Stimulant, and other Substances Use Program		35,762	
MN Department of Health	243613_REQ.10358	16.831	Children of Incarcerated Parents		1,689	
MN Department of Health	Contract No. 188595 Amendment 2	16.831	Children of Incarcerated Parents		4,400	
MN Department of Public Safety	A-CVS-2022-CUHCC-168	16.575	Crime Victim Assistance		63,962	
MN Department of Public Safety	A-CVS-2024-COMUCHH-190	16.575	Crime Victim Assistance		93,471	
National 4-H Council	CON-90810 2020-JU-FX0031	16.726	Juvenile Mentoring Program		(196)	
National 4-H Council	CON-96735 15PJDD-21-GG-02766-MENT	16.726	Juvenile Mentoring Program		5,934	
Department of State, Bureau of Educational and Cultural						
Passthrough:						
Institute of International Education	3000259156	19.010	Academic Exchange Programs - Hubert H. Humphrey Fellowship Program		4,044	
World Learning Inc	IDEAS21-UMN01/SECAGD21CA3052	19.009	Academic Exchange Programs - Undergraduate Programs		16,189	
Department of State, Office of the Under Secretary for Public Diplomacy and Public Affairs						
Direct	SJA80021GR3031	19.040	Public Diplomacy Programs		19,609	9,724
Department of the Interior						
Direct	140P6421P0023 P00003	15.CXX	Contract-Department of the Interior		2,179	
Department of the Interior, National Park Service						
Direct	P18AC00138-03	15.945	Cooperative Research and Training Programs-Resources of the National Park System		5,179	
Department of the Interior, US Fish and Wildlife Service						
Passthrough:						
MN Department of Natural Resources	224189 PO3000224544	15.634	State Wildlife Grants		28,225	
Department of the Interior, US Geological Survey						
Direct	G21AC10638-01	15.808	U.S. Geological Survey Research and Data Collection		48,158	5,234
Direct	G22AP00315-00 Mod 3	15.814	National Geological and Geophysical Data Preservation		149,744	148,354
Direct	G23AC00663-00	15.808	U.S. Geological Survey Research and Data Collection		50,125	
Direct	G23AP00339-00	15.814	National Geological and Geophysical Data Preservation		30,568	
Department of the Treasury, Departmental Offices						
Passthrough:						
MN Dept of Employment & Economic Dev	NS Prog-St of MN ARPA Passthrough funding (SSBCI)	21.031	State Small Business Credit Initiative Technical Assistance Grant Program	COVID-19	242,678	
Pine County	CON-97270 Public Law 117-2 ARPA	21.027	CORONAVIRUS STATE AND LOCAL FISCAL RECOVERY FUNDS	COVID-19	13,960	
State of New York	TOSCO0017	21.027	CORONAVIRUS STATE AND LOCAL FISCAL RECOVERY FUNDS	COVID-19	796,420	97,750
Department of the Treasury, Internal Revenue Service						
Direct	24-LITC0567-03-00	21.008	Low Income Taxpayer Clinics		194,896	
Department of Transportation, Federal Highway Administration						
Passthrough:						
MN Department of Transportation	1036342 WO 23 Am 1	20.205	Highway Planning and Construction		56,151	
MN Department of Transportation	1036342 Work Order 13	20.205	Highway Planning and Construction		13,219	
MN Department of Transportation	1036342 Work Order 16 Am 1	20.205	Highway Planning and Construction		18,640	
MN Department of Transportation	1036342 Work Order 22 Am 2	20.205	Highway Planning and Construction		7,128	
MN Department of Transportation	1053007/SWIFT 226690/ PO 3000692964	20.215	Highway Training and Education		32,747	
MN Department of Transportation	1053033/SWIFT 226747/PO 693072	20.215	Highway Training and Education		25,479	
MN Department of Transportation	Contract:1036342/Work Order 78	20.205	Highway Planning and Construction		10,573	
MN Department of Transportation	Contract:1036342/ WO: 42	20.205	Highway Planning and Construction		2,829	
Department of Transportation, Federal Transit Administration						
Direct	MN-2023-010-01	20.530	Public Transportation Innovation		123,439	34,512
Department of Veterans Affairs						
Direct	36C24E20P0141 P04 PO# 618D32009	64.CXX	Contract-Department of Veterans Affairs		6,898	
Direct	36C26323C0060/618D30003	64.CXX	Contract-Department of Veterans Affairs		5,615	
Direct	NS Prog-VA Res IPA's	64.UXX	Unid CFDA-Department of Veterans Affairs		101,699	59,530
Environmental Protection Agency						
Passthrough:						
Extension Foundation	PSEFMP-2024-2435	66.716	Research, Development, Monitoring, Public Education, Outreach, Training, Demonstrations, and Studies		8,020	
MN Pollution Control Agency	229369	66.485	Support for the Gulf Hypoxia Action Plan		180,159	
MN Pollution Control Agency	SWIFT Contract 233822	66.046	Climate Pollution Reduction Grants		53,982	

See accompanying Notes to Schedule of Expenditures of Federal Awards.

**UNIVERSITY OF MINNESOTA
SCHEDULE OF EXPENDITURES OF FEDERAL AWARDS (CONTINUED)
YEAR ENDED JUNE 30, 2024**

Cluster, Agency, Subagency, Direct/Pass-through, Pass-through Entity	Award #	ALN#	ALN Program Title	COVID-19	Federal Expenditures	Subrecipient Expenditures
Medicaid and CHIP Payment and Access Commission						
Direct	MACP24275T1 / MACP23275T1 / MACP22275T1	05.CXX	Contract-Medicaid and CHIP Payment and Access Commission (MACPAC)		\$ 177,417	\$ -
National Aeronautics and Space Administration						
Direct	80NSSC20M0028	43.008	Office of Stem Engagement (OSTEM)		68,688	
Direct	80NSSC20M0111 P06	43.008	Office of Stem Engagement (OSTEM)		782,078	164,193
National Endowment for the Arts						
Direct	1891865-38-22	45.024	Promotion of the Arts Grants to Organizations and Individuals		28,133	
National Endowment for the Humanities						
Direct	HAA-271653-20	45.169	Promotion of the Humanities Office of Digital Humanities		60,224	
Direct	PN-293074-23	45.149	Promotion of the Humanities Division of Preservation and Access		35,879	
Direct	PN-295871-24	45.149	Promotion of the Humanities Division of Preservation and Access		14,062	
Passthrough:						
National Hispanic Cultural Center Foundation	VA7142022	45.149	Promotion of the Humanities Division of Preservation and Access		1,596	
Social Security Administration						
Passthrough:						
University of Wisconsin Madison	000002586	96.007	Social Security Research and Demonstration		139,435	
The Institute of Museum and Library Services						
Direct	CAGML-247399-OMLS-20	45.312	National Leadership Grants		25,609	
Direct	LG-254870-OLS-23	45.312	National Leadership Grants		105,788	
Direct	MA-248973-OMS-21	45.301	Museums for America		90,470	
Direct	MA-251768-OMS-22	45.301	Museums for America		41,009	
Direct	RE-246347-OLS-20	45.313	Laura Bush 21st Century Librarian Program		135,027	
Passthrough:						
MN Department of Education	SWIFT Contract 238515 / PO 3000031617	45.310	Grants to States		12,098	
MN Department of Education	SWIFT Contract 239238 / PO 3000031786	45.310	Grants to States		80,000	
MN Department of Education	SWIFT Contract 239239 / PO 3000031787	45.310	Grants to States		1,143,215	
MN Department of Education	SWIFT Contract Number: 236623 / PO 300003	45.310	Grants to States		25,000	
MN Department of Education	SWIFT Contract: 238514 / PO 3000031616	45.310	Grants to States		198,913	
Roger Williams University	SG-2230112-UMINN	45.313	Laura Bush 21st Century Librarian Program		6,396	
				Total Public Service	75,841,012	13,605,840
Instruction						
Department of Agriculture, Forest Service						
Direct	20232001	10.689	Community Forest and Open Space Conservation Program (CFP)		16,370	
Direct	20232001	10.689	Community Forest and Open Space Conservation Program (CFP)		8,185	
Direct	20-DG-11132762-352	10.684	International Forestry Programs		157,780	
Direct	NASP17	10.689	Community Forest and Open Space Conservation Program (CFP)		151,816	
Direct	NASP18	10.689	Community Forest and Open Space Conservation Program (CFP)		1,732	
Direct	NASP18	10.689	Community Forest and Open Space Conservation Program (CFP)		211	
Direct	NASP18	10.689	Community Forest and Open Space Conservation Program (CFP)		126	
Department of Agriculture, National Institute of Food and Agriculture						
Direct	2019-38413-29022	10.220	Higher Education - Multicultural Scholars Grant Program		9,000	
Direct	2020-70024-32376	10.336	Veterinary Services Grant Program		25,229	17,099
Direct	2021-38420-34075	10.210	Higher Education National Needs Graduate Fellowship Grants		92,615	
Direct	2021-70003-35498 / 2023-06760	10.217	Higher Education - Institution Challenge Grants Program		33,917	
Direct	2023-51300-40911 / 2023-09697	10.307	Organic Agriculture Research and Extension Initiative		42,327	
Direct	NS Prog-Hatch Fund Appr	10.203	Payments to Agricultural Experiment Stations Under the Hatch Act		152,236	
Passthrough:						
University of Wisconsin Madison	0000001905	10.215	Sustainable Agriculture Research and Education		9,635	
Department of Commerce, National Oceanic and Atmospheric Administration						
Direct	NA23OAR4170018	11.417	Sea Grant Support		46,997	
Direct	NA23OAR4170025	11.417	Sea Grant Support		42,318	
Direct	NA23OAR4170028	11.417	Sea Grant Support		43,792	
Direct	NA23OAR4170034	11.417	Sea Grant Support		38,791	
Direct	NA23OAR4170073	11.417	Sea Grant Support		43,063	
Department of Defense						
Passthrough:						
Institute of International Education	BOR21-UMN-14-CHN-PO1/3000216623 Mod 6	12.550	The Language Flagship Grants to Institutions of Higher Education		366,915	
Institute of International Education	Project Order #BOR21-UMN-14-SSC-PO2	12.550	The Language Flagship Grants to Institutions of Higher Education		21,290	
Institute of International Education	Project Order #BOR21-UMN-14-SSC-PO3	12.550	The Language Flagship Grants to Institutions of Higher Education		20,000	
UES Inc	S-210-216-001 Mod 03	12.CXX	Contract-Department of Defense		45,256	

See accompanying Notes to Schedule of Expenditures of Federal Awards.

**UNIVERSITY OF MINNESOTA
SCHEDULE OF EXPENDITURES OF FEDERAL AWARDS (CONTINUED)
YEAR ENDED JUNE 30, 2024**

Cluster, Agency, Subagency, Direct/Pass-through, Pass-through Entity	Award #	ALN#	ALN Program Title	COVID-19	Federal Expenditures	Subrecipient Expenditures
Department of Education, Office of Elementary and Secondary Education						
Passthrough:						
Center for Applied Special Tech (CAST)	UMN010123123127	84.411	Education Innovation and Research (formerly Investing in Innovation (i3) Fund)	\$	73,306	\$ -
Department of Education, Office of Postsecondary Education						
Direct	P015A220005	84.015	National Resource Centers Program for Foreign Language and Area Studies or Foreign Language and International Studies Program and Foreign Language and Area Studies Fellowship Program		141,519	
Direct	P015B220007	84.015	National Resource Centers Program for Foreign Language and Area Studies or Foreign Language and International Studies Program and Foreign Language and Area Studies Fellowship Program		237,104	
Direct	P116D210002-21A	84.116	Fund for the Improvement of Postsecondary Education		7,573	
Department of Education, Office of Special Education and Rehabilitative Services						
Direct	H325K230037	84.325	Special Education - Personnel Development to Improve Services and Results for Children with Disabilities		130,485	
Direct	H325R230005	84.325	Special Education - Personnel Development to Improve Services and Results for Children with Disabilities		45,614	
Direct	H325R230006	84.325	Special Education - Personnel Development to Improve Services and Results for Children with Disabilities		21,779	
Department of Energy						
Passthrough:						
MN Department of Commerce	189920 / PO 3-13975	81.CXX	Contract-Department of Energy		107,119	
Department of Health and Human Services, Administration for Children and Families						
Passthrough:						
MN Department of Human Services	216785	93.658	Foster Care Title IV-E		2,879,369	
MN Department of Human Services	216785	93.658	Foster Care Title IV-E		312,918	248,791
MN Department of Human Services	GRK 129722-Amendment #6	93.658	Foster Care Title IV-E		(6)	
MN Department of Human Services	JPK 160374-Amendment 7	93.658	Foster Care Title IV-E		294,109	
Department of Health and Human Services, Administration for Community Living (ACL)						
Direct	90ARCP0002-05-03	93.433	ACL National Institute on Disability, Independent Living, and Rehabilitation Research		144,974	
Department of Health and Human Services, Agency for Healthcare Research and Quality						
Direct	1P30HS029744-01	93.226	Research on Healthcare Costs, Quality and Outcomes		126,179	
Direct	5K12HS026379-05	93.226	Research on Healthcare Costs, Quality and Outcomes		480,333	100,053
Department of Health and Human Services, Centers for Disease Control and Prevention						
Direct	5T42OH008434-13	93.262	Occupational Safety and Health Program		(1,219)	
Direct	5T42OH008434-18	93.262	Occupational Safety and Health Program		270,120	148,624
Direct	5T42OH008434-19	93.262	Occupational Safety and Health Program		1,594,535	145,625
Direct	5T42OH008434-20	93.262	Occupational Safety and Health Program		1,093	
Passthrough:						
MN Department of Health	238333	93.391	Activities to Support State, Tribal, Local and Territorial (STLT) Health Department Response to Public Health or Healthcare Crises		54,784	
Department of Health and Human Services, Health Resources and Services Administration						
Direct	2T71MC00006-45-02	93.110	Maternal and Child Health Federal Consolidated Programs		411,826	
Direct	5 T08HP39285-04-00	93.925	Scholarships for Health Professions Students from Disadvantaged Backgrounds		486,406	
Direct	5 T76MC00005-66-00	93.110	Maternal and Child Health Federal Consolidated Programs		336,231	
Direct	5 U1QHP33076-05-00	93.969	PPHF Geriatric Education Centers		101,642	
Direct	6 D19HP45846-02-02	93.178	Nursing Workforce Diversity		519,819	
Direct	6 K01HP49056-01-01	93.250	Geriatric Academic Career Awards Department of Health and Human Services		52,202	
Direct	6 P13RH45803-01-03	93.155	Rural Health Research Centers		160,621	105,212
Direct	6 T52HP46769-01-02	93.516	Public Health Training Centers Program		578,980	
Direct	6 T73MC12835-15-01	93.110	Maternal and Child Health Federal Consolidated Programs		783,728	
Direct	6 T96HP42062-03-01	93.247	Advanced Nursing Education Workforce Grant Program		657,263	4,024
Passthrough:						
MN Department of Health	227787 Amd 1	93.236	Grants to States to Support Oral Health Workforce Activities		39,287	
MN Department of Health	SWIFT Contract No. 229076 Amd #1	93.236	Grants to States to Support Oral Health Workforce Activities		27,000	

See accompanying Notes to Schedule of Expenditures of Federal Awards.

**UNIVERSITY OF MINNESOTA
SCHEDULE OF EXPENDITURES OF FEDERAL AWARDS (CONTINUED)
YEAR ENDED JUNE 30, 2024**

Cluster, Agency, Subagency, Direct/Pass-through, Pass-through Entity	Award #	ALN#	ALN Program Title	COVID-19	Federal Expenditures	Subrecipient Expenditures
Department of Health and Human Services, Office of Assistant Secretary for Health						
Passthrough:						
Oklahoma State University	A22-0001	93.137	Community Programs to Improve Minority Health Grant Program	\$	100,000	\$ -
Department of State, Bureau of Educational and Cultural						
Passthrough:						
International Research & Exchanges Board	FY23-YALI-PM-UMN-08	19.009	Academic Exchange Programs - Undergraduate Programs		173,414	
International Research & Exchanges Board	FY24-YALI-PM-UMN-09	19.009	Academic Exchange Programs - Undergraduate Programs		5,133	
Department of Veterans Affairs						
Direct	36C24E23P0088 P00001	64.CXX	Contract-Department of Veterans Affairs		21,414	
Direct	36C26323/ P0419 PO 618C30191	64.CXX	Contract-Department of Veterans Affairs		25,224	
Direct	Contract 36C26323C0043 PO 618C30226	64.CXX	Contract-Department of Veterans Affairs		98,470	
Direct	NS Prog-VA Res IPA's	64.UXX	Unid CFDA-Department of Veterans Affairs		1,112	
National Endowment for the Humanities						
Direct	DR-290424-23	45.169	Promotion of the Humanities Office of Digital Humanities		3,640	
Direct	DR-290448-23	45.169	Promotion of the Humanities Office of Digital Humanities		5,000	
Total Instruction					<u>12,879,701</u>	<u>769,428</u>
Total Non Clustered Programs					<u>88,992,796</u>	<u>14,375,268</u>
Total Federal Expenditures					<u>\$ 1,260,948,975</u>	<u>\$ 134,859,272</u>

See accompanying Notes to Schedule of Expenditures of Federal Awards.

**UNIVERSITY OF MINNESOTA
NOTES TO THE SCHEDULE OF EXPENDITURES OF FEDERAL AWARDS
YEAR ENDED JUNE 30, 2024**

NOTE 1 BASIS OF PRESENTATION

The accompanying schedule of expenditures of federal awards (the Schedule) includes the federal grant activity of University of Minnesota (the University) and is prepared on the cash basis of accounting. The information presented in the Schedule is presented in accordance with the requirements of the U.S. Office of Management and Budget Circular Part 200—Uniform Administrative Requirements, Cost Principles, and Audit Requirements for Federal Awards. Therefore, some amounts presented in the Schedule may differ from amounts presented in, or used in, the preparation of the University's consolidated financial statements.

The University passes through certain funds to subgrantee organizations. The University is also the subrecipient of federal funds, which have been subject to testing and are reported as pass-through expenditures in the Schedule.

NOTE 2 FACILITIES AND ADMINISTRATIVE RATES

The University utilized facilities and administrative rates that have been negotiated with and approved by its cognizant agency, the U.S. Department of Health and Human Services, and were effective for the period July 1, 2023 through June 30, 2024. For fiscal year 2024, the Organized Research rate was 55.0% and the Hormel Institute rate was 59.0%.

The University has elected not to use the 10% de minimis indirect cost rate allowed under the Uniform Guidance.

NOTE 3 FEDERAL ASSISTANCE LISTING NUMBERS (ALN)

Some of the programs, grants and/or other awards included in the Schedule are contracts, which do not report ALN numbers. The expenditure amounts related to these programs, grants and/or other awards have been reported, generally, at an agency level.

NOTE 4 FEDERAL STUDENT LOAN PROGRAMS

The federal student loan programs listed subsequently are administered directly by the University and the balances and transactions relating to the programs are included in the University's financial statements. Federal expenditures reported on the face of the Schedule include loans outstanding at the beginning of the year, loans made during the year, loan cancellations, interest subsidies, and administrative expenses.

**UNIVERSITY OF MINNESOTA
NOTES TO THE SCHEDULE OF EXPENDITURES OF FEDERAL AWARDS
YEAR ENDED JUNE 30, 2024**

NOTE 4 FEDERAL STUDENT LOAN PROGRAMS (CONTINUED)

The balance of loans outstanding at June 30, 2024, consists of:

ALN #	Program Name	Outstanding Balance
84.038	Federal Perkins Loan	\$ 6,706,807.00
93.264	Nurse Faculty Loan Program	1,281,703.00
93.342	Health Professional Student Loans	2,540,429.00
93.364	Nursing Student Loans	1,132,259.00
93.408	ARRA - Nurse Faculty Loan Program	3,681.00

Due to the expiration of the Federal Perkins Loan Program on September 20, 2017, the University did not disburse any Perkins loans to student during the year ended June 30, 2024. Schools have the option of continuing to collect on outstanding loan balance or can voluntarily liquidate the program. The University has no current plans to begin the Perkins liquidation process. However, the University is required to periodically return excess cash on hand from the program to the Department of Education.

The University also participates in the Federal Direct Student Loans (Direct Loans) Program (Assistance Listing Number 84.268) of the Department of Education, which includes subsidized and unsubsidized Federal Stafford Loans and Federal PLUS Loans. Under the Direct Loans Program, the University is responsible only for certain administrative duties; accordingly, the disbursements under the Direct Loans Program and the outstanding loan balances are excluded from the financial statements of the University.

NOTE 5 NEGATIVE EXPENDITURES

With the Schedule, there are negative amounts, which represent a credit or adjustment, net of the expenditure incurred.

**UNIVERSITY OF MINNESOTA
NOTES TO THE SCHEDULE OF EXPENDITURES OF FEDERAL AWARDS
YEAR ENDED JUNE 30, 2024**

NOTE 6 RECONCILIATION OF FEDERAL AWARDS TO THE CONSOLIDATED FINANCIAL STATEMENTS

The following schedule is a reconciliation of total expenditures as shown on the Schedule to the general ledger accounts included in the operating expenses reported on the consolidated statement of revenues, expenses and change in net assets for the year ended June 30, 2024, which is included as part of the University's consolidated financial statements.

Schedule of expenditures of federal awards	\$ 1,260,948,975
Less federal loan program amounts provided by Student Finance Office not directly included on the consolidated financial statements (Federal Direct Loan Advances-CFDA 84.268, Federal Work Study-CFDA 84.033, Pell Grant Program-CFDA 84.063, SEOG-CFDA 84.007, TEACH-CFDA 84.379 & Health Professions Student Loans-CFDA 93.342).	\$ (387,028,389)
Add expenditures of federal loan program amounts included in consolidated operating expenses of the University's consolidated financial statements and not in the Schedule.	61,120,012
Less expenditures not included on the consolidated statement of revenues, expenses, and changes in net assets (equipment, buildings, and structures) for federal direct awards.	(180,600,243)
Less difference between prior-year overdrafts and current-year overdrafts for federal direct awards.	(973,327)
Less adjustments for expenditures of federal program amounts included in consolidated operating expenses and/or expenditures of non-federal program amounts included in consolidated operating expenses.	(160,848)
Less cash to accrual basis adjusting journal entries.	(54,000)
Less expenditures not included on the consolidated statement of revenues, expenses, and changes in net assets (equipment, buildings, and structures) and the difference between prior-year overdrafts and current-year overdrafts for federal pass-through awards.	(49,300,695)
Subtotal Single Audit expense adjustments in federal fund class	(556,997,490)
Expenditures of non-federal dollars included in consolidated operating expenses	4,043,348,898
Internal Sales included in consolidated operating expenses	(281,022,586)
Depreciation included in consolidated operating expenses	258,079,806
Non-depreciation and internal sales accrual basis adjusting journal entries (year-end close)	(342,581,047)
Total operating expenses as shown on the consolidated statement of revenues, expenses and changes in net position for the year ended June 30, 2024	<u><u>\$ 4,381,776,556</u></u>

**UNIVERSITY OF MINNESOTA
NOTES TO THE SCHEDULE OF EXPENDITURES OF FEDERAL AWARDS
YEAR ENDED JUNE 30, 2024**

NOTE 7 STUDENT FINANCIAL AID INSTITUTIONAL AND PROGRAM ELIGIBILITY METRICS

The University is in compliance with the following institutional and program eligibility requirements under the Higher Education Act of 1965 and federal regulations under 34 CFR 668.23:

- Correspondence courses the University offers under 34 CFR 600.7(b) and (g)
- Regular students that enroll in correspondence courses under 34 CFR 600.7(b) and (g)
- University's regular students that are incarcerated under 34 CFR 600.7(c) and (g)
- Completion rates for confined or incarcerated individuals enrolled in nondegree programs at nonprofit institutions under 34 CFR 600(c)(3)(ii) and (g)
- University's regular students that lack a high school diploma or its equivalent under 34 CFR 600.7(d) and (g)
- Completion rates for short-term programs under 34 CFR 668.8(f) and (g)
- Placement rates for short-term programs under 34 CFR 668.8(e)(2)

**UNIVERSITY OF MINNESOTA
SCHEDULE OF FINDINGS AND QUESTIONED COSTS
YEAR ENDED JUNE 30, 2024**

Section I – Summary of Auditors’ Results

Financial Statements

1. Type of auditors’ report issued: Unmodified
2. Internal control over financial reporting:
- Material weakness(es) identified? yes no
 - Significant deficiency(ies) identified? yes none reported
3. Noncompliance material to financial statements noted? yes no

Federal Awards

1. Internal control over major federal programs:
- Material weakness(es) identified? yes no
 - Significant deficiency(ies) identified? yes none reported
2. Type of auditors’ report issued on Compliance for major federal programs: Unmodified
3. Any audit findings disclosed that are required to be reported in accordance with 2 CFR 200.516(a)? yes no

Identification of Major Federal Programs

Assistance Listing Number(s)	Name of Federal Program or Cluster
84.007, 84.033, 84.038 84.063, 84.268, 84.379, 93.342	Student Financial Assistance Cluster
93.283	Centers for Disease Control and Prevention Investigations and Technical Assistance
10.511	Smith-Lever Funding (Various Programs)
Various	Research and Development Cluster

**UNIVERSITY OF MINNESOTA
SCHEDULE OF FINDINGS AND QUESTIONED COSTS (CONTINUED)
YEAR ENDED JUNE 30, 2024**

Section I – Summary of Auditors’ Results (Continued)

Dollar threshold used to distinguish between
Type A and Type B programs:

\$3,782,847 for Type A programs

Auditee qualified as low-risk auditee?

yes no

**UNIVERSITY OF MINNESOTA
SCHEDULE OF FINDINGS AND QUESTIONED COSTS (CONTINUED)
YEAR ENDED JUNE 30, 2024**

Section II – Financial Statement Findings

Our audit did not disclose any matters required to be reported in accordance with *Generally Accepted Governmental Auditing Standards*.

Section III – Findings and Questioned Costs – Major Federal Programs

Our audit did not disclose any matters required to the reported in accordance with 2 CFR 200.516(a).



CLA (CliftonLarsonAllen LLP) is a network member of CLA Global. See CLAGlobal.com/disclaimer. Investment advisory services are offered through CliftonLarsonAllen Wealth Advisors, LLC, an SEC-registered investment advisor.

**UNIVERSITY OF MINNESOTA – CROOKSTON
REPORT ON COMPLIANCE ATTESTATION EXAMINATION
OF MINNESOTA OFFICE OF HIGHER EDUCATION
FINANCIAL AID PROGRAMS
YEAR ENDED JUNE 30, 2024**



CPAs | CONSULTANTS | WEALTH ADVISORS

[CLAconnect.com](https://www.CLAconnect.com)

**UNIVERSITY OF MINNESOTA – CROOKSTON
TABLE OF CONTENTS
YEAR ENDED JUNE 30, 2024**

SCHOOL INFORMATION SHEET	1
INDEPENDENT ACCOUNTANTS' REPORT	2
INDEPENDENT ACCOUNTANTS' COMMENTS ON THE RESOLUTION OF PRIOR AUDIT FINDINGS, RECOMMENDATIONS, AND QUESTIONED COSTS	3
SCHEDULE OF FINDINGS AND QUESTIONED COSTS	4

School Information Sheet

Fiscal Period Start Date: July 1, 2023
Fiscal Period End Date: June 30, 2024

Part I: School Information

School Name (including aka or dba name):	University of Minnesota – Crookston
School Address:	107 Selvig Hall, 2900 University Ave, Crookston, MN 56716
Location of accounting and administrative records for the programs administered:	University of Minnesota – Crookston
OPEID Number	00406900
Unique Entity Identifier:	MDH9JYXPEAK1
School President:	Dr. Rebecca Cunningham
Contact Person Name and Title:	Mollie Viola, Controller
Contact Telephone:	612-624-5007
Contact Email:	viola017@umn.edu

Part II: Auditor Information

Audit Firm Name:	CliftonLarsonAllen LLP
Address:	220 South Sixth Street, Suite 300 Minneapolis, MN 55402-1436
Firm License Number:	(Minnesota) 00963
Contact Person Name and Title:	Jean Bushong, Principal
Contact Telephone:	(303) 265-7884
Contact Email:	Jean.Bushong@claconnect.com

Part III: Accreditation

Primary Accrediting Agency:	Higher Learning Commission
Other organization(s) accrediting the school or its programs:	Additional accrediting organizations available upon request



INDEPENDENT ACCOUNTANTS' REPORT

Board of Regents
University of Minnesota
Minneapolis, Minnesota

We have examined management of University of Minnesota – Crookston's (the Crookston Campus) assertion that the Crookston Campus complied with Minnesota statutes, rules, and procedures governing its participation in the Minnesota Office of Higher Education (OHE) Financial Aid Programs for the year ended June 30, 2024. The Crookston Campus management is responsible for its assertion. Our responsibility is to express an opinion on management's assertion about the Crookston Campus compliance with the compliance requirements referred to above, based on our examination.

Our examination was conducted in accordance with attestation standards established by the American Institute of Certified Public Accountants; the standards applicable to attestation engagements contained in *Government Auditing Standards*, issued by the Comptroller General of the United States; the Audit (Attestation) Guide, *Audits/Attestation Engagements of Federal Student Financial Assistance Programs*, issued by the U.S. Department of Education; Office of the Inspector General and the Guide for Compliance Audits of Programs Administered for the 2023 -2024 Academic Year issued by OHE. Those standards require that we plan and perform the examination to obtain reasonable assurance about whether management's assertion about compliance with the compliance requirements referred to above is fairly stated, in all material respects. An examination involves performing procedures to obtain evidence about whether management's assertion is fairly stated. The nature, timing, and extent of the procedures selected depend on our judgment and sample sizes prescribed by OHE, including an assessment of the risks of material misstatement of management's assertion, whether due to fraud or error. We believe that the evidence we obtained is sufficient and appropriate to provide a reasonable basis for our opinion.

We are required to be independent and to meet our other ethical responsibilities in accordance with relevant ethical requirements relating to the engagement.

Our examination does not provide a legal determination on the Crookston Campus compliance with the compliance requirements referred to above.

In our opinion, management's assertion that the Crookston Campus complied with the compliance requirements referred to above for the year ended June 30, 2024, is fairly stated, in all material respects.

A handwritten signature in cursive script that reads "CliftonLarsonAllen LLP".

CliftonLarsonAllen LLP

Minneapolis, Minnesota
December 20, 2024

**INDEPENDENT ACCOUNTANT'S COMMENTS
ON THE RESOLUTION OF PRIOR AUDIT FINDINGS,
RECOMMENDATIONS, AND QUESTIONED COSTS**

No findings, recommendations, or questioned costs were disclosed in the 2023 OHE independent accountant's report.

**UNIVERSITY OF MINNESOTA – CROOKSTON
SCHEDULE OF FINDINGS AND QUESTIONED COSTS
YEAR ENDED JUNE 30, 2024**

Program	Population	Sample	Instances of Noncompliance	Questioned Costs
Minnesota State Grant	472*	41*	0	0
Student Educational Loan Fund	16	12	0	0
Postsecondary Child Care Grant	14	11	0	0
Minnesota Future Together Grant	89	33	0	0
Fostering Independence Higher Education Grant	7	7	0	0
Minnesota State Work Study Program	43	21	0	0
Minnesota Indian Scholarship Program	4	4	0	0
Minnesota-North Dakota Reciprocity Program	101	2	0	0
Minnesota-South Dakota Reciprocity Program	21	2	0	0
Minnesota-Wisconsin Reciprocity Program	55	2	0	0
Student Teachers Grants	4	4	0	0
Minnesota Dream Act	3	3	0	0

* The Twin Cities campus does the set-up/programming/equations, runs the batch packaging process, and posts Minnesota State Grant awards for Crookston, Duluth, Morris, and Twin Cities/Rochester students. Rochester operates under the Twin Cities campus for all financial aid purposes. We looked at Crookston, Morris, Duluth, and Twin Cities/Rochester campuses in total for our examination purposes, however, the population and sample noted herein represent just the Crookston campus population and selected sample.

No examination findings or questioned costs were identified.



CLA (CliftonLarsonAllen LLP) is a network member of CLA Global. See CLAGlobal.com/disclaimer. Investment advisory services are offered through CliftonLarsonAllen Wealth Advisors, LLC, an SEC-registered investment advisor.

**UNIVERSITY OF MINNESOTA – DULUTH
REPORT ON COMPLIANCE ATTESTATION EXAMINATION
OF MINNESOTA OFFICE OF HIGHER EDUCATION
FINANCIAL AID PROGRAMS
YEAR ENDED JUNE 30, 2024**



CPAs | CONSULTANTS | WEALTH ADVISORS

[CLAconnect.com](https://www.CLAconnect.com)

**UNIVERSITY OF MINNESOTA – DULUTH
TABLE OF CONTENTS
YEAR ENDED JUNE 30, 2024**

SCHOOL INFORMATION SHEET	1
INDEPENDENT ACCOUNTANTS' REPORT	2
INDEPENDENT ACCOUNTANTS' COMMENTS ON THE RESOLUTION OF PRIOR AUDIT FINDINGS, RECOMMENDATIONS, AND QUESTIONED COSTS	3
SCHEDULE OF FINDINGS AND QUESTIONED COSTS	4

School Information Sheet

Fiscal Period Start Date: July 1, 2023
 Fiscal Period End Date: June 30, 2024

Part I: School Information

School Name (including aka or dba name):	University of Minnesota – Duluth
School Address:	Darland Administration Building 515, 1049 University Dr, Duluth, MN 55812
Location of accounting and administrative records for the Title IV programs administered:	University of Minnesota – Duluth
OPEID Number	00238800
Unique Entity Identifier:	LPCTM8BS8NF3
School President:	Dr. Rebecca Cunningham
Contact Person Name and Title:	Mollie Viola, Controller
Contact Telephone:	612-624-5007
Contact Email:	viola017@umn.edu

Part II: Auditor Information

Audit Firm Name:	CliftonLarsonAllen LLP
Address:	220 South Sixth Street, Suite 300 Minneapolis, MN 55402-1436
Firm License Number:	(Minnesota) 00963
Contact Person Name and Title:	Jean Bushong, Principal
Contact Telephone:	(303) 265-7884
Contact Email:	Jean.Bushong@claconnect.com

Part III: Accreditation

Primary Accrediting Agency:	Higher Learning Commission
Other organization(s) accrediting the school or its programs:	Additional accrediting organizations available upon request



INDEPENDENT ACCOUNTANTS' REPORT

Board of Regents
University of Minnesota
Minneapolis, Minnesota

We have examined management of University of Minnesota – Duluth's (the Duluth Campus) assertion that the Duluth Campus complied with Minnesota statutes, rules, and procedures governing its participation in the Minnesota Office of Higher Education (OHE) Financial Aid Programs for the year ended June 30, 2024. The Duluth Campus management is responsible for its assertion. Our responsibility is to express an opinion on management's assertion about the Duluth Campus compliance with the compliance requirements referred to above, based on our examination.

Our examination was conducted in accordance with attestation standards established by the American Institute of Certified Public Accountants; the standards applicable to attestation engagements contained in *Government Auditing Standards*, issued by the Comptroller General of the United States; the Audit (Attestation) Guide, *Audits/Attestation Engagements of Federal Student Financial Assistance Programs*, issued by the U.S. Department of Education; Office of the Inspector General and the Guide for Compliance Audits of Programs Administered for the 2023 -2024 Academic Year issued by OHE. Those standards require that we plan and perform the examination to obtain reasonable assurance about whether management's assertion about compliance with the compliance requirements referred to above is fairly stated, in all material respects. An examination involves performing procedures to obtain evidence about whether management's assertion is fairly stated. The nature, timing, and extent of the procedures selected depend on our judgment and sample sizes prescribed by OHE, including an assessment of the risks of material misstatement of management's assertion, whether due to fraud or error. We believe that the evidence we obtained is sufficient and appropriate to provide a reasonable basis for our opinion.

We are required to be independent and to meet our other ethical responsibilities in accordance with relevant ethical requirements relating to the engagement.

Our examination does not provide a legal determination on the Duluth Campus compliance with the compliance requirements referred to above.

In our opinion, management's assertion that the Duluth Campus complied with the compliance requirements referred to above for the year ended June 30, 2024, is fairly stated, in all material respects.

A handwritten signature in cursive script that reads "CliftonLarsonAllen LLP".

CliftonLarsonAllen LLP

Minneapolis, Minnesota
December 20, 2024

**INDEPENDENT ACCOUNTANT'S COMMENTS
ON THE RESOLUTION OF PRIOR AUDIT FINDINGS,
RECOMMENDATIONS, AND QUESTIONED COSTS**

No findings, recommendations, or questioned costs were disclosed in the 2023 OHE independent accountant's report.

**UNIVERSITY OF MINNESOTA – DULUTH
SCHEDULE OF FINDINGS AND QUESTIONED COSTS
YEAR ENDED JUNE 30, 2024**

Program	Population	Sample	Instances of Noncompliance	Questioned Costs
Minnesota State Grant	2,301*	44*	0	0
Student Educational Loan Fund	379	41	0	0
Postsecondary Child Care Grant	2	2	0	0
Minnesota Future Together Grant	116	34	0	0
Fostering Independence Higher Education Grant	16	12	0	0
Minnesota State Work Study Program	303	39	0	0
Minnesota Indian Scholarship Program	25	19	0	0
Minnesota-North Dakota Reciprocity Program	91	2	0	0
Minnesota-South Dakota Reciprocity Program	23	2	0	0
Minnesota-Wisconsin Reciprocity Program	804	2	0	0
Manitoba Reciprocity Program	6	2	0	0
Minnesota Dream Act	7	7	0	0
Student Teacher Grants	17	13	0	0
Midwest Student Exchange Program	70	2	0	0
Public Safety Officer Survivor Grant	1	1	0	0

* The Twin Cities campus does the set-up/programming/equations, runs the batch packaging process, and posts Minnesota State Grant awards for Crookston, Duluth, Morris, and Twin Cities/Rochester students. Rochester operates under the Twin Cities campus for all financial aid purposes. We looked at Crookston, Morris, Duluth, and Twin Cities/Rochester campuses in total for our examination purposes, however, the population and sample noted herein represent just the Duluth campus population and selected sample.

No examination findings or questioned costs were identified.



CLA (CliftonLarsonAllen LLP) is a network member of CLA Global. See CLAGlobal.com/disclaimer. Investment advisory services are offered through CliftonLarsonAllen Wealth Advisors, LLC, an SEC-registered investment advisor.

**UNIVERSITY OF MINNESOTA – MORRIS
REPORT ON COMPLIANCE ATTESTATION EXAMINATION
OF MINNESOTA OFFICE OF HIGHER EDUCATION
FINANCIAL AID PROGRAMS
YEAR ENDED JUNE 30, 2024**



CPAs | CONSULTANTS | WEALTH ADVISORS

[CLAconnect.com](https://www.CLAconnect.com)

**UNIVERSITY OF MINNESOTA – MORRIS
TABLE OF CONTENTS
YEAR ENDED JUNE 30, 2024**

SCHOOL INFORMATION SHEET	1
INDEPENDENT ACCOUNTANTS' REPORT	2
INDEPENDENT ACCOUNTANTS' COMMENTS ON THE RESOLUTION OF PRIOR AUDIT FINDINGS, RECOMMENDATIONS, AND QUESTIONED COSTS	3
SCHEDULE OF FINDINGS AND QUESTIONED COSTS	4

School Information Sheet

Fiscal Period Start Date: July 1, 2023
 Fiscal Period End Date: June 30, 2024

Part I: School Information

School Name (including aka or dba name):	University of Minnesota – Morris
School Address:	600 E 4th St, Morris, MN 56267
Location of accounting and administrative records for the Title IV programs administered:	University of Minnesota – Morris
OPEID Number	00238900
Unique Entity Identifier:	L3CLVHZ62EE4
School President:	Dr. Rebecca Cunningham
Contact Person Name and Title:	Mollie Viola, Controller
Contact Telephone:	612-624-5007
Contact Email:	viola017@umn.edu
Has the school stopped participating in all Title IV Programs? (Y/N)	N/A
Storage location of the Title IV records if the school has topped participation in all Title IV programs	N/A

Part II: Auditor Information

Audit Firm Name:	CliftonLarsonAllen LLP
Address:	220 South Sixth Street, Suite 300 Minneapolis, MN 55402-1436
Firm License Number:	(Minnesota) 00963
Contact Person Name and Title:	Jean Bushong, Principal
Contact Telephone:	(303) 265-7884
Contact Email:	Jean.Bushong@claconnect.com

Part III: Accreditation

Primary Accrediting Agency:	Higher Learning Commission
Other organization(s) accrediting the school or its programs:	Additional accrediting organizations available upon request



INDEPENDENT ACCOUNTANTS' REPORT

Board of Regents
University of Minnesota
Minneapolis, Minnesota

We have examined management of University of Minnesota – Morris' (the Morris Campus) assertion that the Morris Campus complied with Minnesota statutes, rules, and procedures governing its participation in the Minnesota Office of Higher Education (OHE) Financial Aid Programs for the year ended June 30, 2024. The Morris Campus management is responsible for its assertion. Our responsibility is to express an opinion on management's assertion about the Morris Campus compliance with the compliance requirements referred to above, based on our examination.

Our examination was conducted in accordance with attestation standards established by the American Institute of Certified Public Accountants; the standards applicable to attestation engagements contained in *Government Auditing Standards*, issued by the Comptroller General of the United States; the Audit (Attestation) Guide, *Audits/Attestation Engagements of Federal Student Financial Assistance Programs*, issued by the U.S. Department of Education; Office of the Inspector General and the Guide for Compliance Audits of Programs Administered for the 2023 -2024 Academic Year issued by OHE. Those standards require that we plan and perform the examination to obtain reasonable assurance about whether management's assertion about compliance with the compliance requirements referred to above is fairly stated, in all material respects. An examination involves performing procedures to obtain evidence about whether management's assertion is fairly stated. The nature, timing, and extent of the procedures selected depend on our judgment and sample sizes prescribed by OHE, including an assessment of the risks of material misstatement of management's assertion, whether due to fraud or error. We believe that the evidence we obtained is sufficient and appropriate to provide a reasonable basis for our opinion.

We are required to be independent and to meet our other ethical responsibilities in accordance with relevant ethical requirements relating to the engagement.

Our examination does not provide a legal determination on the Morris Campus compliance with the compliance requirements referred to above.

In our opinion, management's assertion that the Morris Campus complied with the compliance requirements referred to above for the year ended June 30, 2024, is fairly stated, in all material respects.

CliftonLarsonAllen LLP

CliftonLarsonAllen LLP

Minneapolis, Minnesota
December 20, 2024

**INDEPENDENT ACCOUNTANT'S COMMENTS
ON THE RESOLUTION OF PRIOR AUDIT FINDINGS,
RECOMMENDATIONS, AND QUESTIONED COSTS**

No findings, recommendations, or questioned costs were disclosed in the 2023 OHE independent accountant's report.

**UNIVERSITY OF MINNESOTA – MORRIS
SCHEDULE OF FINDINGS AND QUESTIONED COSTS
YEAR ENDED JUNE 30, 2024**

Program	Population	Sample	Instances of Noncompliance	Questioned Costs
Minnesota State Grant	407*	41*	0	0
Student Educational Loan Fund	24	18	0	0
Minnesota Future Together Grant	8	8	0	0
Fostering Independence Higher Education Grant	4	4	0	0
Minnesota State Work Study Program	36	18	0	0
Minnesota Indian Scholarship Program	2	2	0	0
Minnesota-North Dakota Reciprocity Program	14	2	0	0
Minnesota-South Dakota Reciprocity Program	27	2	0	0
Minnesota-Wisconsin Reciprocity Program	25	2	0	0
Manitoba Reciprocity Program	1	1	0	0
Student Teacher Grants	6	6	0	0

* The Twin Cities campus does the set-up/programming/equations, runs the batch packaging process, and posts Minnesota State Grant awards for Crookston, Duluth, Morris, and Twin Cities/Rochester students. Rochester operates under the Twin Cities campus for all financial aid purposes. We looked at Crookston, Morris, Duluth, and Twin Cities/Rochester campuses in total for our examination purposes, however, the population and sample noted herein represent just the Morris campus population and selected sample.

No examination findings or questioned costs were identified.



CLA (CliftonLarsonAllen LLP) is a network member of CLA Global. See CLAGlobal.com/disclaimer. Investment advisory services are offered through CliftonLarsonAllen Wealth Advisors, LLC, an SEC-registered investment advisor.

**UNIVERSITY OF MINNESOTA – TWIN CITIES
REPORT ON COMPLIANCE ATTESTATION EXAMINATION
OF MINNESOTA OFFICE OF HIGHER EDUCATION
FINANCIAL AID PROGRAMS
YEAR ENDED JUNE 30, 2024**



CPAs | CONSULTANTS | WEALTH ADVISORS

[CLAconnect.com](https://www.claconnect.com)

**UNIVERSITY OF MINNESOTA – TWIN CITIES
TABLE OF CONTENTS
YEAR ENDED JUNE 30, 2024**

SCHOOL INFORMATION SHEET	1
INDEPENDENT ACCOUNTANTS' REPORT	2
INDEPENDENT ACCOUNTANTS' COMMENTS ON THE RESOLUTION OF PRIOR AUDIT FINDINGS, RECOMMENDATIONS, AND QUESTIONED COSTS	3
SCHEDULE OF FINDINGS AND QUESTIONED COSTS	4

School Information Sheet

Fiscal Period Start Date: July 1, 2023
Fiscal Period End Date: June 30, 2024

Part I: School Information

School Name (including aka or dba name):	University of Minnesota – Twin Cities
School Address:	100 Church Street SE, 220 Morrill Hall, Minneapolis, MN 55455
Location of accounting and administrative records for the Title IV programs administered:	University of Minnesota – Twin Cities
OPEID Number	00396900
Unique Entity Identifier:	KZELK32E7C33
School President:	Dr. Rebecca Cunningham
Contact Person Name and Title:	Mollie Viola, Controller
Contact Telephone:	612-624-5007
Contact Email:	viola017@umn.edu
Has the school stopped participating in all Title IV Programs? (Y/N)	N/A
Storage location of the Title IV records if the school has topped participation in all Title IV programs	N/A

Part II: Auditor Information

Audit Firm Name:	CliftonLarsonAllen LLP
Address:	220 South Sixth Street, Suite 300 Minneapolis, MN 55402-1436
Firm License Number:	(Minnesota) 00963
Contact Person Name and Title:	Jean Bushong, Principal
Contact Telephone:	(303) 265-7884
Contact Email:	Jean.Bushong@claconnect.com

Part III: Accreditation

Primary Accrediting Agency:	Higher Learning Commission
Other organization(s) accrediting the school or its programs:	Additional accrediting organizations available upon request



INDEPENDENT ACCOUNTANTS' REPORT

Board of Regents
University of Minnesota
Minneapolis, Minnesota

We have examined management of University of Minnesota – Twin Cities' (the Twin Cities Campus) assertion that the Twin Cities Campus complied with Minnesota statutes, rules, and procedures governing its participation in the Minnesota Office of Higher Education (OHE) Financial Aid Programs for the year ended June 30, 2024. The Twin Cities Campus management is responsible for its assertion. Our responsibility is to express an opinion on management's assertion about the Twin Cities Campus compliance with the compliance requirements referred to above, based on our examination.

Our examination was conducted in accordance with attestation standards established by the American Institute of Certified Public Accountants; the standards applicable to attestation engagements contained in *Government Auditing Standards*, issued by the Comptroller General of the United States; the Audit (Attestation) Guide, *Audits/Attestation Engagements of Federal Student Financial Assistance Programs*, issued by the U.S. Department of Education; Office of the Inspector General and the Guide for Compliance Audits of Programs Administered for the 2023 -2024 Academic Year issued by OHE. Those standards require that we plan and perform the examination to obtain reasonable assurance about whether management's assertion about compliance with the compliance requirements referred to above is fairly stated, in all material respects. An examination involves performing procedures to obtain evidence about whether management's assertion is fairly stated. The nature, timing, and extent of the procedures selected depend on our judgment and sample sizes prescribed by OHE, including an assessment of the risks of material misstatement of management's assertion, whether due to fraud or error. We believe that the evidence we obtained is sufficient and appropriate to provide a reasonable basis for our opinion.

We are required to be independent and to meet our other ethical responsibilities in accordance with relevant ethical requirements relating to the engagement.

Our examination does not provide a legal determination on the Twin Cities Campus compliance with the compliance requirements referred to above.

In our opinion, management's assertion that the Twin Cities Campus complied with the compliance requirements referred to above for the year ended June 30, 2024, is fairly stated, in all material respects.

A handwritten signature in cursive script that reads "CliftonLarsonAllen LLP".

CliftonLarsonAllen LLP

Minneapolis, Minnesota
December 20, 2024

**INDEPENDENT ACCOUNTANT'S COMMENTS
ON THE RESOLUTION OF PRIOR AUDIT FINDINGS,
RECOMMENDATIONS, AND QUESTIONED COSTS**

No findings, recommendations, or questioned costs were disclosed in the 2023 OHE independent accountant's report.

**UNIVERSITY OF MINNESOTA – TWIN CITIES
SCHEDULE OF FINDINGS AND QUESTIONED COSTS
YEAR ENDED JUNE 30, 2024**

Program	Population	Sample	Instances of Noncompliance	Questioned Costs
Minnesota State Grant	9,223*	45*	0	0
Student Educational Loan Fund	1,436	44	0	0
Postsecondary Child Care Grant	78	29	0	0
Minnesota Future Together Grant	501	41	0	0
Fostering Independence Higher Education Grant	40	20	0	0
Minnesota State Work Study Program	1,051	44	0	0
Minnesota Indian Scholarship Program	31	24	0	0
Minnesota-North Dakota Reciprocity Program	328	2	0	0
Minnesota-South Dakota Reciprocity Program	333	2	0	0
Minnesota-Wisconsin Reciprocity Program	4,147	2	0	0
Manitoba Reciprocity Program	13	2	0	0
Minnesota Dream Act	57	28	0	0
Student Teacher Grants	42	21	0	0
Public Safety Officer Survivor Grant	1	1	0	0

* The Twin Cities campus does the set-up/programming/equations, runs the batch packaging process, and posts Minnesota State Grant awards for Crookston, Duluth, Morris, and Twin Cities/Rochester students. Rochester operates under the Twin Cities campus for all financial aid purposes. We looked at Crookston, Morris, Duluth, and Twin Cities/Rochester campuses in total for our examination purposes, however, the population and sample noted herein represent just the Twin Cities campus population and selected sample.

No examination findings or questioned costs were identified.



CLA (CliftonLarsonAllen LLP) is a network member of CLA Global. See CLAGlobal.com/disclaimer. Investment advisory services are offered through CliftonLarsonAllen Wealth Advisors, LLC, an SEC-registered investment advisor.

UNIVERSITY OF MINNESOTA
INDEPENDENT ACCOUNTANTS' REPORT ON APPLYING
NATIONAL COLLEGIATE ATHLETIC ASSOCIATION
AGREED-UPON PROCEDURES
YEAR ENDED JUNE 30, 2024



CPAs | CONSULTANTS | WEALTH ADVISORS

[CLAconnect.com](https://www.CLAconnect.com)



INDEPENDENT ACCOUNTANTS' REPORT ON APPLYING NCAA AGREED-UPON PROCEDURES

Board of Regents and Athletic Director Mark Coyle
University of Minnesota
Minneapolis, Minnesota

We have performed the procedures enumerated below on the accompanying statement of revenues and expenses (the Statement) of University of Minnesota Athletics Department (the University) as of and for the year ended June 30, 2024. The University is responsible for the Statement and the Statement's compliance with National Collegiate Athletic Association (NCAA) Bylaws 20.2.4.17 and 20.2.4.17.1 for the year ended June 30, 2024.

The University has agreed to and acknowledged that the procedures performed are appropriate to meet the intended purpose of applying procedures and reporting associated findings related to the University's compliance with the National Collegiate Athletic Association (NCAA) Bylaw 20.2.4.17.1. This report may not be suitable for any other purpose. The procedures performed may not address all the items of interest to a user of this report and may not meet the needs of all users of this report and, as such, users are responsible for determining whether the procedures performed are appropriate for their purposes.

As agreed upon by management, if items do not agree or compare, all exceptions reported on the Statement are to be identified in this report.

If a specific reporting category is less than 4% of the total revenues or total expenses, no procedures are required for that specific category.

The procedures that we performed, and our reportable findings are as follows:

A. Agreed-upon Procedures for Affiliated and Outside Organizations

1. We obtained the listing of all affiliated and outside organizations that made payments for or on behalf of the University's Intercollegiate Athletics Department (Athletics Department) for the year ended June 30, 2024. This included the University of Minnesota Foundation (the Foundation), the Dugout Club, the Goal Line Club, the Fastbreak Club, and the Golden Dunkers.
2. From the organizations on the listing in step 1, we obtained a confirmation of the payments made for or on behalf of the Athletics Department during the reporting period. We agreed these amounts to the Statement without exception.
3. We obtained the audited financial statements if available and any reports regarding matters related to the internal control structure for outside organizations that contributed directly to the Athletics Department for the reporting period to determine if there were material weaknesses identified, no material weaknesses noted.

B. AGREED-UPON PROCEDURES RELATED TO REVENUES

4. We compared and agreed each operating revenue category above 4% of the total revenue reported on the Statement to supporting schedules provided by the Athletics Department without exception.
5. We compared and agreed a sample of five operating revenue receipts obtained from the above operating revenue supporting schedules to supporting documentation. No exceptions were identified.
6. For revenue line items greater than 10% of the total revenues, we compared actual revenue for the year ended June 30, 2024, per the Statement to revenue per the Statement for the year ended June 30, 2023, and to budgeted amounts. We obtained and documented an explanation of any variances greater than 10%.

We identified one variance greater than 10% of the prior year total for line items greater than 10% of the total revenues. We identified two variances greater than 10% of the budgeted estimate for total revenues. No additional procedures were performed with respect to management's representations as to the reasons for the variances.

Ticket Sales – The year over year variance was \$2,927,317 (12.9%) and the budget variance was \$2,612,145 (11.5%). Per inquiry of the Senior Associate Athletics Director/CFO, nine sports accounted for approximately \$3,200,000 in increased ticket sales due to team performance, attendance, and opponents, while two sports accounted for approximately \$149,000 decrease in ticket sales. Additionally, there was an approximate decrease of \$65,700 in NCAA pass-through ticket sales. For the budget variance, approximately \$2,380,000 of the variance is due to nine sports – including football, women's basketball, men's hockey, and volleyball – surpassing their budgeted ticket sales due to team performance and attractive opponents. Furthermore, approximately \$227,000 of the amount over budget is due to recognizing revenue in the statement related to tickets exchanged for products and services.

Contributions – The budget variance was \$4,662,345 (19.3%). Per inquiry of the Senior Associate Athletics Director/CFO, the contributions variance is due to scholarship seating donations exceeding the budget by approximately \$183,000, the Golden Gopher Annual Fund contributions exceeding the budget by approximately \$417,100, approximately \$4,800,000 in contributions to cover planned program enhancements and operating expenses outside the operating budget, and approximately \$282,400 related to the scholarship seating donation portion of tickets exchanged for products and services which are not included in the budget. The items exceeding budget were offset by contributions for Student Athlete Affairs and Administrative expenses lower than the contributions budget by approximately \$314,000, and covering loan payments and salaries with operating funds that were budgeted to be paid with contributions totaling approximately \$759,400.

Ticket Sales

7. For ticket sales, we compared the tickets sold during the reporting period, the complimentary tickets provided during the reporting period, and the unsold tickets to the related revenue reported by the University in the Statement and the related attendance figures. We then recalculated the totals in the schedule and tied the amounts to the Statement. No exceptions were identified.

Direct State or Other Governmental Support

8. We observed no direct state or other governmental support revenue; accordingly, no procedures were required for this category.

Student Fees

9. We observed no student fees revenue; accordingly, no procedures were required for this category.

Direct Institutional Support

10. Direct institutional support revenue was less than 4% of total revenue, accordingly, no procedures were required for this category.

Transfers Back to Institution

11. We observed no transfers back to the institution; accordingly, no procedures were required for this category.

Indirect Institutional Support

12. Indirect institutional support revenue was less than 4% of total revenue; accordingly, no procedures were required for this category.

Guarantees

13. Guarantees revenue was less than 4% of total revenues; accordingly, no procedures were required for this category.

Contributions

14. For contribution revenue, we obtained a schedule of contributions from management, recalculated the totals in the schedule and tied amounts to the Statement without exception. We scanned the schedule to identify contributors greater than 10% of total contribution revenue, which included the University of Minnesota Foundation. We confirmed total contributions with the Foundation and reconciled the amount confirmed to the Statement. No exceptions were identified.

In-Kind

15. In-kind revenue was less than 4% of total revenue; accordingly, no procedures were required for this category.

Compensation and Benefits Provided by a Third Party

16. We observed no compensation and benefits provided by a third party; therefore, no procedures were required for this category.

Media Rights

17. For media rights revenue, we obtained and inspected payment notifications and installment summaries from the conference. We then compared and agreed the media rights revenues to a summary statement of all media rights identified and the University's general ledger and recalculated totals. No exceptions were identified.

NCAA Distributions

18. NCAA distributions were less than 4% of total revenue; accordingly, no procedures were required for this category.

Conference Distributions and Conference Distributions of Football Bowl Generated Revenue

19. For conference distributions and conference distributions of football bowl generated revenue, we obtained and inspected payment notifications and installment summaries from the conference. We then compared and agreed the conference distributions and conference distributions of football bowl generated revenues to a summary statement of all generated revenue identified and the University's general ledger and recalculated totals. No exceptions were identified.

Program Sales, Concessions, Novelty Sales, and Parking

20. For program sales, concessions, novelty sales, and parking, we compared and recalculated the amounts recorded in the revenue reporting category to a general ledger detail of program sales, concessions, novelty sales, and parking. No exceptions were identified.

Royalties, Advertisements, and Sponsorships

21. For royalties, licensing, advertisements, and sponsorship revenue, we obtained a schedule of royalties, licensing, advertisements, and sponsorship from management, recalculated the totals in the schedule and tied amounts to the Statement without exception. We selected a sample of five royalties, licensing, advertisements, and sponsorships and inspected corroborative supporting documentation. No exceptions were identified.

Sports Camp Revenues

22. We observed no sports camp revenue; accordingly, no procedures were required for this category.

Athletics Restricted Endowment and Investment Income

23. Athletics restricted endowment and investment income revenue was less than 4% of total revenue; accordingly, no procedures were required for this category.

Other

24. Other revenue was less than 4% of total revenue; accordingly, no procedures were required for this category.

Football Bowl Revenues

25. Football bowl revenue was less than 4% of total revenue; accordingly, no procedures were required for this category.

C. AGREED-UPON PROCEDURES RELATED TO EXPENDITURES

26. We compared and agreed each expense category on the Statement above 4% of the total expense reported on the Statement to supporting schedules prepared by the Athletics Department without exception.
27. We compared and agreed a sample of five operating expense disbursements obtained from the above operating expense supporting schedules to supporting documentation. No exceptions were identified.
28. For expense line items greater than 10% of the total expense, we compared actual expenses for the year ended June 30, 2024, per the Statement to expenses per the Statement for the year ended June 30, 2023, and to budget. We obtained from management and documented an explanation of any variances greater than 10%. We identified one variance greater than 10% of the prior year total for line items greater than 10% of the total expenses. We identified one variance greater than 10% of the budgeted estimate for total expenses. No additional procedures were performed with respect to management's representations as to the reasons for the variances.

Support Staff/Administrative Compensation Benefits and Bonuses Paid by the University and Related Entities – The year over year variance was \$3,722,165 (13.8%). Per inquiry of the Senior Associate Athletics Director/CFO, approximately \$873,900 of the increase is due to a full year of pay for new sport positions added in fiscal year 2023, mostly related to the football program. Additionally, approximately \$1,930,000 of the increase is primarily from annual merit increases, market adjustments/retention payments, and new positions. Furthermore, approximately \$175,600 of the increase is due to an increase in student and temporary casual workers, combined with a full year of increased pay after minimum wage increased in fiscal year 2023.

Direct Overhead and Administrative Expenses – The budget variance was \$4,309,150 (19.5%). Per inquiry of the Senior Associate Athletics Director/CFO, this increase is due to this category including approximately \$3,520,000 in control room project, video board project, and other projects expenses paid during the fiscal year that were originally planned for loan financing, but instead funded with net operating funds generated in FY22 and FY23. The other significant item is approximately \$833,000 in in-kind expenses which is an area not included in the budget.

Athletic Student Aid

29. We selected a sample of 40 students (10% of the total student-athletes for institutions who have used NCAA's Compliance Assistant (CA) software to prepare athletic aid detail, with a maximum sample size of 40, and 20% of total student-athletes for institutions who have not, with a maximum sample size of 60) from the listing of institutional student aid recipients during the reporting period.
30. We obtained individual student account detail for each selection and reconciled total aid in the institution's student system to the student's detail in Compliance Assistant or the institution report that ties directly to the NCAA Membership Financial Reporting System without exception.

31. We performed procedures for each student selected above with respect to their information as reported in either the NCAA's Compliance Assistant software or entered directly into the NCAA Membership Financial Reporting System using the following criteria without exception:

- Grants-in-aid is calculated by using the revenue distribution equivalencies, athletic grant amount divided by the full grant amount.
- Other expenses related to attendance (also known as cost of attendance) should not be included in grants-in-aid revenue distribution equivalencies. Only tuition, fees, living expenses, and course-related books are countable for grants-in-aid revenue distribution per Bylaw 20.02.10. Note: For compliance purposes equivalencies may include other expenses related to attendance per Bylaw 15.02.2. However, other expenses related to attendance are not allowed to be included for revenue distribution equivalencies. If using the NCAA Compliance Assistance application, the Calculation of Revenue Distribution Equivalencies Report (CRDE) should provide equivalencies that do not include other expenses related to attendance.
- Full grant amount should be entered as a full year of tuition, not a semester or quarter.
- Student-athletes are to be counted once, regardless of multiple sport participation, and should not receive a revenue distribution equivalency greater than 1.00.
- Athletics grants are valid for revenue distribution purposes only in sports in which the NCAA conducts championships competition, emerging sports for women and football bowl subdivision football.
- Grants-in-aid are valid for revenue distribution purposes in NCAA sports that do not meet the minimum contests and participants' requirements of Bylaw 20.10.6.3.
- Institutions providing grants to student-athletes listed on the CRDE as "Exhausted Eligibility (fifth-year)" or "Medical" receive credit in the grants-in-aid component.
- The athletics aid equivalency cannot exceed minimum equivalency limits. However, the total revenue distribution equivalency can exceed maximum equivalency limits due to exhausted eligibility and medical equivalencies (reference Bylaw 15.5.3.1). Note: The NCAA Membership Financial Reporting System's Revenue Distribution data entry webpage will automatically reduce the Total Revenue Distribution Equivalencies Awarded column to adhere to Bylaw 15.5.3.1.
- If a sport is discontinued and the athletic grant is still being honored by the institution, the grant is included in student-athlete aid for revenue distribution purposes. Note: The discontinued sport will need to be added to the NCAA Membership Financial Reporting System's revenue distributions data entry Webpage.
- All equivalency calculations should be rounded to two decimal places.
- If a selected student received a Pell Grant, ensure that the value of the grant is not included in the calculation of equivalencies or the total dollar amount of student athletic aid expense for the institution.

- If a selected student received a Pell Grant, ensure the student's grant was included in the total number and total dollar value of Pell Grants reported for revenue distribution purposes in the NCAA Membership Financial Reporting System.

32. We recalculated totals for each sport and overall, without exception.

Guarantees

33. Guarantees expense was less than 4% of total expenses; accordingly, no procedures were required for this category.

Coaching Salaries, Benefits, and Bonuses Paid by the University and Related Entities

34. For coaching salaries, benefits, and bonuses paid by the University and related entities, we obtained a listing of coaches and their related salaries, benefits, and bonuses from management. We selected a sample of five coaches (that included men's and women's basketball and football) and compared the amounts of salaries, benefits, and bonuses from the listing to each coach's contract and the Athletics Department's payroll summary registers for the reporting period and agreed it to the amount recorded in the Statement. We found such amounts to be in agreement without exception.

Coaching Other Compensation and Benefits Paid by a Third-Party

35. We observed no coaching other compensation and benefits paid by a third-party; accordingly, no procedures were required for this category.

Support Staff/Administrative Salaries, Benefits, and Bonuses Paid by the University and Related Entities

36. For support staff/administrative salaries, benefits, and bonuses paid by the University and related entities, we obtained a listing of support staff/administrative personnel and their related salaries and benefits from management. We recalculated the total salaries and benefits and compared the amounts to the Statement without exception. We selected a sample of five staff/administrative personnel and compared the salaries and benefits to the Athletics Department's payroll summary registers for the reporting period. No exceptions were identified.

Support State/Administrative Other Compensation and Benefits Paid by a Third-Party

37. We observed no support staff/administrative other compensation and benefits paid by a third-party; accordingly, no procedures were required for this category.

Severance Payments

38. Severance expense was less than 4% of total expenses; accordingly, no procedures were required for this category.

Recruiting

39. Recruiting expense was less than 4% of total expenses; accordingly, no procedures were required for this category.

Team Travel

40. For team travel expense, we viewed University of Minnesota's travel expense policy, comparing and agreeing the policy to existing institutional NCAA-related policies noting no inconsistencies. We obtained a schedule of travel expenses from management, recalculated the total per the schedule and compared the amount to the Statement without exception.

Equipment, Uniforms, and Supplies

41. Equipment, uniforms, and supplies expense was less than 4% of total expenses; accordingly, no procedures were required for this category.

Game Expenses

42. Game expenses were less than 4% of total expenses; accordingly, no procedures were required for this category.

Fundraising, Marketing, and Promotion

43. Fundraising, marketing, and promotion expense was less than 4% of total expenses; accordingly, no procedures were required for this category.

Sports Camp Expenses

44. We observed no sports camp expense; accordingly, no procedures were required for this category.

Spirit Groups

45. Spirit group expense was less than 4% of total expenses; accordingly, no procedures were required for this category.

Athletic Facility Debt Service, Leases, and Rental Fees

46. For athletic facility debt service, leases, or rental fees expenses, we obtained a listing of debt service schedules, lease payments, and rental fees for athletics facilities and compared a sample of five facility payments, including the top two highest facility payments, to additional supporting documentation. We compared and recalculated the amounts recorded to amounts listed in the general ledger detail for each selection. No exceptions were identified.

Direct Overhead and Administrative Expenses

47. For direct overhead and administrative expenses, we obtained the general ledger detail and compared to the total expenses reported. We selected and recalculated a sample of five transactions to validate existence of transaction and accuracy of recording. No exceptions were identified.

Indirect Institutional Support

48. Indirect institutional support expense was less than 4% of total expenses; accordingly, no procedures were required for this category.

Medical Expenses and Medical Insurance

49. Medical expenses and medical insurance expense was less than 4% of total expenses; accordingly, no procedures were required for this category.

Memberships and Dues

50. Membership and dues expense was less than 4% of total expenses; accordingly, no procedures were required for this category.

Other Operating Expenses and Transfers to Institution

51. For other operating expenses and transfers to institution, we obtained a detailed schedule of all transactions. We recalculated and tied out the detailed schedule to the Statement without exception. We selected a sample of five transactions and agreed to supporting documentation to validate the existence. No exceptions were identified.

Student-Athlete Meals (Nontravel)

52. Student-athlete meals (nontravel) expense was less than 4% of total expenses; accordingly, no procedures were required for this category.

Football Bowl Expenses

53. Football bowl expenses were less than 4% of total expenses; accordingly, no procedures were required for this category.

D. ADDITIONAL MINIMUM AGREED UPON PROCEDURES

Grants-in-Aid:

54. We compared and agreed the sports sponsored reported by the University that supports the equivalency calculations from the institution. The NCAA Membership Financial Reporting System populates the sports from the NCAA Sports Sponsorship and Demographics Form as they are reported by the institution. There were no discrepancies in the sports sponsored between the NCAA Membership Financial Reporting System and the supporting calculations provided by the University. We also compared current year Grants-in-Aid revenue distribution equivalencies to prior year reported equivalencies per the Membership Financial Report submission and noted no variances greater than +/-4%.

Sports Sponsorship:

55. We obtained the Sports Sponsorship and Demographics Forms Report for the reporting year. We validated that the countable sports reported by the University met the minimum requirements set forth in Bylaw 20.10. 6.3 for the number of contests and the number of participants in each contest that is counted toward meeting the minimum contest requirement. We ensured that the Athletics Department has properly reported these sports as countable within the NCAA Membership Financial Reporting System. No discrepancies were identified. We also compared the current year number of Sports Sponsored to prior year reported total per the Membership Financial Report submission, noting no variances.

Pell Grants:

56. We agreed the total number of Division I student-athletes who, during the academic year, received a Pell Grant award and the total dollar amount of these Pell Grants reported in the NCAA Membership Financial Reporting System to a report generated out of the institutions financial aid records of all student-athlete Pell Grants. We also compared current year Pell Grants total to prior year reported total per the Membership Financial Report submission. We were asked to report any variance greater than +/- 20 grants. No such variance was noted.

E. MINIMUM AGREED UPON PROCEDURES FOR OTHER REPORTING ITEMS

Excess Transfers to Institution and Conference Realignment Expenses:

57. We observed no excess transfers to institution and conference realignment expenses for the fiscal year; therefore, no further procedures were performed.

Total Athletics and Institutional Related Debt

58. For total athletics related debt, we obtained repayment schedules for all outstanding intercollegiate athletics debt during the reporting period. We recalculated annual maturities (consisting of principal and interest) provided in the schedules obtained. No exceptions were identified.

59. We agreed the total outstanding institutional debt from the supporting workpapers provided during the audit of the financial statements to the audited financials without exception. No exceptions were identified.

Value of Athletics and Institutional Dedicated Endowment

60. We obtained a schedule of all athletics dedicated endowments maintained by athletics, the institution, and affiliated organizations. We agreed the fair market value in the schedule to supporting documentation.

61. We agreed the total fair market value of institutional endowments to supporting documentation. No exceptions were identified.

Total Athletics Related Capital Expenditures

62. We obtained a schedule of athletics related capital expenditures made by athletics, the institution, and affiliated organizations during the reporting period. We also obtained the general ledger detail and compared to the total expenses reported. We selected a sample of five transactions and compared the amount on the schedule to supporting documentation without exception.

* * *

We were engaged by University of Minnesota to perform this agreed-upon procedures engagement and conducted our engagement in accordance with attestation standards established by the American Institute of Certified Public Accountants. We were not engaged to and did not conduct an examination or review engagement, the objective of which would be the expression of an opinion or conclusion, respectively, on compliance with the specified requirements.

Accordingly, we do not express such an opinion or conclusion. Had we performed additional procedures, other matters might have come to our attention that would have been reported to you.

Board of Regents and Athletic Director Mark Coyle
University of Minnesota

We are required to be independent of University of Minnesota and to meet our other ethical responsibilities, in accordance with the relevant ethical requirements related to our agreed-upon procedures engagement.

This report is intended solely for the information and use of management of the University and the National Collegiate Athletic Association (NCAA), and is not intended to be, and should not be, used by another other than the specified parties.



CliftonLarsonAllen LLP

Minneapolis, Minnesota
January 10, 2025

**UNIVERSITY OF MINNESOTA – MINNEAPOLIS, MINNESOTA
UNIVERSITY OF MINNESOTA – ATHLETICS DEPARTMENT –
NATIONAL COLLEGIATE ATHLETIC ASSOCIATION
STATEMENT OF REVENUES AND EXPENSES
JUNE 30, 2024**

	Football	Men's Basketball	Other Men's Sports	Women's Basketball	Other Women's Sports	Nonprogram Specific	Adjustments	Total
REVENUES								
Ticket sales	\$ 14,048,529	\$ 2,389,149	\$ 4,129,109	\$ 872,327	\$ 1,259,209	\$ -	\$ -	\$ 22,698,323
Direct state or other government support	-	-	-	-	-	-	-	-
Student fees	-	-	-	-	-	-	-	-
Direct institutional support	-	-	-	-	-	4,059,703	-	4,059,703
Less-transfers to institution	-	-	-	-	-	-	-	-
Indirect institutional support	-	-	-	-	-	5,745,793	-	5,745,793
Indirect institutional support-athletic facilities, debt service, lease, and rental fees	-	-	-	-	144,960	-	-	144,960
Guarantees	200,000	-	25,960	-	2,500	-	-	228,460
Contributions	13,958,721	2,680,676	2,039,746	398,024	1,860,835	3,216,761	-	24,154,763
In-kind	290,294	-	-	729	-	833,000	-	1,124,023
Compensation and benefits provided by a third party	-	-	-	-	-	-	-	-
Media rights	45,789,552	5,087,728	-	-	-	-	-	50,877,280
NCAA distributions	-	1,961,513	60,140	42,533	52,336	3,090,937	-	5,207,459
Conference distributions (nonmedia and nonbowl)	131,743	266,293	172,233	-	-	219,710	-	789,979
Conference distributions (bowl)	7,869,398	-	-	-	-	-	-	7,869,398
Program, novelty, parking, and concession sales	2,800,388	451,629	948,456	204,846	314,116	3,365,088	-	8,084,523
Royalties, licensing, advertisements, and sponsorships	3,367,707	2,002,420	1,625,857	182,038	292,715	3,764,762	-	11,235,499
Athletics-restricted endowment and investments income	350,540	105,368	425,087	69,912	419,526	57,597	-	1,428,030
Other operating revenue	330,000	-	77,042	-	37,638	5,473,902	-	5,918,582
Bowl revenues	1,534,722	-	-	-	-	-	-	1,534,722
Total revenues	90,671,594	14,944,776	9,503,630	1,770,409	4,383,835	29,827,253	-	151,101,497

**UNIVERSITY OF MINNESOTA – MINNEAPOLIS, MINNESOTA
UNIVERSITY OF MINNESOTA – ATHLETICS DEPARTMENT –
NATIONAL COLLEGIATE ATHLETIC ASSOCIATION
STATEMENT OF REVENUES AND EXPENSES (CONTINUED)
YEAR ENDED JUNE 30, 2024**

	Football	Men's Basketball	Other Men's Sports	Women's Basketball	Other Women's Sports	Nonprogram Specific	Adjustments	Total
EXPENSES								
Athletic student aid	\$ 4,626,803	\$ 695,502	\$ 3,008,171	\$ 670,077	\$ 6,774,037	\$ 38,316	\$ -	\$ 15,812,906
Guarantees	2,700,000	864,587	69,500	181,699	40,401	-	-	3,856,187
Coaches salaries, benefits, and bonuses paid by the university and related entities	15,800,132	4,418,574	4,009,534	2,034,076	4,994,944	18,743	-	31,276,003
Support staff/administrative salaries, benefits, and bonuses paid by the university and related entities	4,677,422	351,005	308,421	363,826	501,860	20,733,793	-	26,936,327
Severance payments			-	14,401	20,337	66,450	-	101,188
Recruiting	2,188,888	192,338	255,811	175,072	500,763	-	-	3,312,872
Team travel	1,482,191	898,779	2,094,970	907,979	3,600,468	-	-	8,984,387
Sports equipment, uniforms, and supplies	1,186,218	176,866	761,431	125,612	1,082,194	117,151	-	3,449,472
Game expenses	2,854,751	523,589	719,345	420,129	421,171	309,023	-	5,248,008
Fundraising, marketing, and promotion	291,527	76,850	365,076	35,180	39,344	1,532,737	-	2,340,714
Spirit groups	36,901	1,946	32,277	4,832	-	1,094,764	-	1,170,720
Athletic facilities debt service, lease, and rental fees	2,149,286	-	796,558	-	941,519	4,339,731	-	8,227,094
Direct overhead and administrative expenses	4,617,357	672,498	1,807,484	582,665	2,065,499	12,394,350	-	22,139,853
Indirect institutional support	-	-	-	-	-	5,745,793	-	5,745,793
Medical expenses and insurance	-	-	-	-	-	1,753,962	-	1,753,962
Memberships and dues	7,275	1,003	4,453	1,190	7,062	171,090	-	192,073
Student athlete meals	2,181,326	229,022	776,269	137,813	1,064,537	8,790	-	4,397,757
Other operating expenses	1,063,293	154,359	714,903	219,280	1,224,154	2,764,486	-	6,140,475
Bowl expenses	1,486,769	-	-	-	-	-	-	1,486,769
Total expenses	47,350,139	9,256,918	15,724,203	5,873,831	23,278,290	51,089,179	-	152,572,560
NET SURPLUS/(DEFICIT)	\$ 43,321,455	\$ 5,687,858	\$ (6,220,573)	\$ (4,103,422)	\$ (18,894,455)	\$ (21,261,926)	\$ -	\$ (1,471,063)

**UNIVERSITY OF MINNESOTA – MINNEAPOLIS, MINNESOTA
UNIVERSITY OF MINNESOTA – ATHLETICS DEPARTMENT –
NATIONAL COLLEGIATE ATHLETIC ASSOCIATION
STATEMENT OF REVENUES AND EXPENSES
JUNE 30, 2024**

The information on operating and gift-related revenues and operating expenses is presented in accordance with the principles stated in the NCAA Agreed-Upon Procedures manual, which contained policies and procedures related to the administration of NCAA Bylaw 20.2.4.17.

Revenue Recognition

The amounts in the Statement were obtained from the University's general ledger, which is maintained on an accrual basis. The University prepared the Statement using the basic accounting and revenue recognition principles set forth in the National Association of College and University Business Officers publication entitled "College and University Business Administration," and revenue is presented on an accrual basis. The Statement presents a net surplus (deficit), but does not present any fund or net asset balances. In addition, changes in loan, endowment, or plant funds related to intercollegiate athletics are not included in the Statement.

Revenues include all unrestricted and restricted resources earned during the year. Ticket sales are recorded as revenue during the year in which the related event is scheduled. Revenues related to events scheduled subsequent to year-end are deferred.

Contributions

Contribution revenues include amounts received directly from individuals, corporations, associations, foundations, clubs, or other organizations that are designated or restricted by the donor for the operations of the athletics program.

For contributions that are passed through the University of Minnesota Foundation (the Foundation), those revenues are recorded when the Athletics Department expends funds for the restricted purpose and has requested reimbursements of those funds from the Foundation.

Investment and Endowment Income

Revenues include unrestricted and restricted investment and endowment income to the extent expended for operations of intercollegiate athletics. As of June 30, 2024, institutional endowments totaled \$2,296,934,503, and athletics-dedicated endowments totaled \$1,485,279. Endowments held at the Foundation totaled \$3,681,000,000 and foundation athletics-dedicated endowments totaled \$57,161,933.

Revenue Allocations

Revenues include subsidies from the University of Minnesota. These amounts are allocated by the University's management.

Capitalized Assets

Land, buildings, and other property are recorded at cost, if purchased or constructed, or at market value on the date of gift, if received by gift or bequest. Construction in progress is recorded at cost as expenses are incurred.

Expenses

Expenses included in the Statement are presented on a cash basis and includes no depreciation expense. While the University records depreciation on physical plant and equipment, depreciation is not part of the Athletics Department's Statement.

UNIVERSITY OF MINNESOTA – MINNEAPOLIS, MINNESOTA
UNIVERSITY OF MINNESOTA – ATHLETICS DEPARTMENT –
NATIONAL COLLEGIATE ATHLETIC ASSOCIATION
CAPITAL ASSETS ACTIVITY
YEAR ENDED JUNE 30, 2024

	Balance at July 1, 2023	Additions	Deletions	Reinstatements	Transfers	Balance at June 30, 2024
GROSS BUILDING						
Robbie Stadium, Elizabeth Lyle	\$ 2,779,205	\$ -	\$ -	\$ -	\$ -	\$ 2,779,205
Ridder Arena and Bselne Tns Fac	20,774,551	-	-	-	-	20,774,551
Williams Arena—Wmns Locker Rms	832,715	-	-	-	-	832,715
Aquatic Center—Canoe Storage B	110,421	-	-	-	-	110,421
U of Minnesota Boat House	4,894,450	-	-	-	-	4,894,450
Bierman Field Athletic Bldg	3,205,666	-	-	-	-	3,205,666
Bierman Field Athletic Bld-Ren	7,571,682	-	-	-	-	7,571,682
Gibson/Nagurski Football Facil	12,694,581	-	-	-	-	12,694,581
Bierman Field Clubhouse	26,332	-	-	-	-	26,332
Bierman Field Clubhouse—Tool R	1,000	-	-	-	-	1,000
Bierman Field Clubhse-Stre Shd	1,250	-	-	-	-	1,250
Siebert Stadium	7,614,850	-	-	-	-	7,614,850
Mariucci Arena	23,909,760	-	-	-	-	23,909,760
Field House, University of Min	1,477,379	-	-	1,477,379	-	1,477,379
Field House, UMN—renovation	21,109	-	-	-	-	21,109
Peik Gymnasium	1,149,106	-	-	-	-	1,149,106
Cowles Stadium, Jane Sage	2,612,416	-	-	-	-	2,612,416
Williams Arena and Sprts Paviln	21,926,971	-	-	-	-	21,926,971
Driving range bldg, golf crse	228,536	-	-	-	-	228,536
Golf club house	35,565	-	-	-	-	35,565
Turf Management Ctr, golf crse	49,602	-	-	-	-	49,602
Turf Mgmt Center golf crse-ren	1,034,754	-	-	-	-	1,034,754
Gymnasium	108,535	-	-	-	-	108,535
Gymnasium—renovation	2,865,255	-	-	-	-	2,865,255
Gymnasium—pool and renovation	3,946,734	-	-	-	-	3,946,734
Golf course projects	56,085	-	-	-	-	56,085
Golf course projects	341,777	-	-	-	-	341,777
Cowles Stadium, Jane Sage	58,280	-	-	-	-	58,280
Golf course tunnel	82,500	-	-	-	-	82,500
Tennis crts 1715 5th St S.E.	335,076	-	-	-	-	335,076
Huntington Bank Stadium	281,999,119	-	-	-	-	281,999,119
Replacement fieldturf in indoor practice facility	475,078	-	-	-	-	475,078
Golf Team Practice Course	418,327	-	-	-	-	418,327
Robbie Stadium Support Building	48,791	-	-	-	-	48,791
Mariucci Locker Room Upgrade	136,116	-	-	-	-	136,116
Athletes Village Excellence Center	227,021	-	-	-	61,487,616	61,714,637
Athletes Village Football Performance— Indoor Football	255,399	-	-	-	86,474,056	86,729,455
Intercollegiate Athletics— Athletes Village	147,961,672	-	-	-	(147,961,672)	-
Williams Arena 2008 Addition	1,111,115	-	-	-	-	1,111,115
Bierman Wrestling Practice Room	2,406,102	-	-	-	-	2,406,102
Track and Recreation Sports Bubble	18,516,442	-	-	-	-	18,516,442
Year Round Golf Facility	3,379,719	177,000	-	-	-	3,556,719
Maturi Sports Pavilion Performance Center	3,243,176	-	-	-	-	3,243,176
TOTAL BUILDING	\$ 580,924,220	\$ 177,000	\$ -	\$ -	\$ -	\$ 581,101,220
Mariucci & Ridder - Centennial Improvements	\$ 5,046,889	\$ 7,298,201	-	-	-	\$ 12,345,090
Women's Gymnastics Facility	218,054	2,740,245	-	-	-	2,958,299
TOTAL CIP	\$ 5,264,943	\$ 10,038,446	\$ -	\$ -	\$ -	\$ 15,303,389
GROSS EQUIPMENT	\$ 21,456,335	\$ 4,116,411	\$ (44,895)	\$ -	\$ -	\$ 25,527,851

**UNIVERSITY OF MINNESOTA – MINNEAPOLIS, MINNESOTA
UNIVERSITY OF MINNESOTA – ATHLETICS DEPARTMENT –
NATIONAL COLLEGIATE ATHLETIC ASSOCIATION
LONG-TERM DEBT REPAYMENT SCHEDULE
JUNE 30, 2024**

Project	Original Loan Amount Related to Athletics Dept Project	Outstanding Principal Amount of Athletic Debt at June 30, 2024	Interest Rate Charged to Athletics	FY24 Debt Service
Boat House	\$ 2,400,000	\$ 360,000	3.00	\$ 144,960
Huntington Bank Stadium	28,000,000	13,458,515	2.50	1,710,550
Huntington Bank Stadium	25,000,000	11,977,000	3.07-3.85	438,736
Athletes Village	66,517,750	55,080,401	3.30	3,950,000
Athletes Village	33,372,000	7,941,000	1.50	160,231
Track & Field Facility	19,000,000	15,728,477	3.30	1,128,000
Aquatic Center HVAC	3,200,000	2,319,896	4.00	286,022
COVID-19 Operating Shortfall	20,800,000	15,300,000	1.50	229,500
TOTAL	\$ 198,289,750	\$ 122,165,289		\$ 8,047,999

The Exhibit C table above is comprised of external debt and does not include internal loans.

General obligation (GO) bonds or commercial paper (CP) supported by the full faith and credit of the University of Minnesota (the University) are issued for various capital projects. When a project related to athletics facilities is funded by external debt, the Athletics Department is generally charged its applicable share of debt service for that debt.

Huntington Bank Stadium (formerly TCF Bank Stadium (the Stadium)), completed in July 2009, was financed with various debt issuances, private donations, corporate sponsorships, student fees, game-day parking fees, and other University revenues. The debt issuances supporting the Stadium included GO bonds Series 2009A, with a par of \$41,000,000, GO bonds Series 2009B with a par of \$17,035,000, Special Purpose Revenue Bonds (State Supported Stadium Debt) Series 2006, with a par of \$137,250,000, and CP Series D totaling \$25,000,000.

Repayment of \$28,000,000 of the \$41,000,000 GO Series 2009A is an obligation of the Athletics Department. The remaining \$13,000,000 of the \$41,000,000 of GO Series 2009A is funded by student activity fees, which are not part of the Athletics Department and not included in the long-term debt repayment schedule above. Repayment of the GO Series 2009B is funded by a separate contractual agreement that is not included in the activity of the Athletics Department and is not included in the table above.

Principal payments on the \$25,000,000 of CP Series D are being funded by pledged gifts as they are received by the University of Minnesota Foundation (UMF) and/or Athletics Department revenue. Fiscal year 2024 charges to the Athletics Department are based on the actual interest and fees the University paid on the CP.

UNIVERSITY OF MINNESOTA – MINNEAPOLIS, MINNESOTA
UNIVERSITY OF MINNESOTA – ATHLETICS DEPARTMENT –
NATIONAL COLLEGIATE ATHLETIC ASSOCIATION
LONG-TERM DEBT REPAYMENT SCHEDULE (CONTINUED)
YEAR ENDED JUNE 30, 2024

The state-supported Stadium debt is a special limited obligation of the University, and is not included in the long-term debt repayment schedule above. Specified transfers are expected to be made by the State of Minnesota (the State) pursuant to legislation providing for the appropriation of such transfer from the general fund of the State for the payment of the state-supported Stadium debt. On August 26, 2015, the University issued Special Purpose Revenue Refunding Bonds Series 2015A. The Series 2015A was issued in the par amount of \$90,075,000 to defease and refund the Special Purpose Revenue Bonds Series 2006. The State is expected to continue to make the specified transfer for the Series 2015A pursuant to amended legislation. There are no other revenues nor assets of the University, nor the full faith and credit of the University, that are pledged for repayment of the principal or interest on the state-supported Stadium debt.

Athletes Village, completed in January 2018, was financed with various debt issuances, private donations, and corporate sponsorships. The debt issuances supporting Athletes Village included GO Bonds Series 2017A in the amount of \$66,517,750 and CP Series G in the amount of \$33,372,000. Principal payments on the \$33,372,000 of CP Series G are being funded by pledged gifts as they are received by UMF on behalf of the University.

The Track and Field Facility, completed in October 2018, was financed with GO Bonds Series 2017A in the approximate amount of \$19,000,000 and private donations. The cost included the relocation of the recreation sports bubble and softball field.

The Aquatic Center HVAC project was substantially completed in the summer of 2019. The Athletics Department's responsibility for one-third of the approximate \$12,600,000 project cost was funded by GO Bonds series 2019A in the approximate amount of \$3,200,000.

The Athletics Department finished the fiscal year (FY) 2021 with a cash deficit due to the disruption in revenue during FY20 and FY21 as a result of the COVID-19 pandemic. During FY21, the Board of Regents approved the issuance of an internal loan to the Athletics Department to address the cash deficit. Commercial Paper was issued in FY22 in the amount of \$20,800,000.



CLA (CliftonLarsonAllen LLP) is a network member of CLA Global. See CLAGlobal.com/disclaimer. Investment advisory services are offered through CliftonLarsonAllen Wealth Advisors, LLC, an SEC-registered investment advisor.

UNIVERSITY OF MINNESOTA – DULUTH
INDEPENDENT ACCOUNTANTS' REPORT ON APPLYING
NATIONAL COLLEGIATE ATHLETIC ASSOCIATION
AGREED-UPON PROCEDURES
YEAR ENDED JUNE 30, 2024



CPAs | CONSULTANTS | WEALTH ADVISORS

[CLAconnect.com](https://www.CLAconnect.com)



**INDEPENDENT ACCOUNTANTS' REPORT ON APPLYING
NATIONAL COLLEGIATE ATHLETIC ASSOCIATION
AGREED-UPON PROCEDURES**

Board of Regents and
Athletic Director Forrest Karr
University of Minnesota
Duluth, Minnesota

We have performed the procedures enumerated below on the accompanying statement of revenue and expenses (the Statement) of the University of Minnesota – Duluth's Athletic Department (the University) as of and for the year ended June 30, 2024. The University is responsible for the Statement and the Statement's compliance with National Collegiate Athletic Association (NCAA) Bylaws 7.3.1.5.22.1 for the year ended June 30, 2024.

The University has agreed to and acknowledged that the procedures performed are appropriate to meet the intended purpose of applying the procedures and reporting associated findings related to the University's compliance with the National Collegiate Athletic Association (NCAA) Bylaw 7.3.1.5.22.1. This report may not be suitable for any other purpose. The procedures performed may not address all the items of interest to a user of this report and may not meet the needs of all users of this report and, as such, users are responsible for determining whether the procedures performed are appropriate for their purposes.

As agreed upon by management, if items do not agree or compare, all exceptions reported on the Statement are to be identified in this report.

If a specific reporting category is less than 4% of the total revenues or total expense, no procedures are required for that specific category.

Various steps in the procedures are omitted from the report as they are for Division I institutions only.

The procedures that we performed, and our reportable findings are as follows:

A. Agreed-upon Procedures for Affiliated and Outside Organizations

1. We obtained the listing of all affiliated and outside organizations that made payments for on or behalf of the University of Minnesota – Duluth's Intercollegiate Athletics Department (Athletics Department) for the year ended June 30, 2024. This included the University of Minnesota Foundation (the Foundation).
2. From the organizations on the listing in step 1, we obtained a confirmation of the payments made for or on behalf of the Athletics Department during the reporting period. We agreed these amounts to the Statement without exception.

3. We obtained the audited financial statements and any reports regarding matters related to the internal control structure for the Foundation. There were no material weaknesses identified in these reports.

B. Procedures Related to Operating Revenues

4. We compared and agreed each operating revenue category reported on the Statement to supporting schedules provided by the University.
5. We compared and agreed a sample of five operating revenue receipts obtained from the above operating revenue supporting schedules to supporting documentation. For all five of the receipts, we tied to supporting source documentation without exception.
6. For revenue line items greater than 10% of the total revenues, we compared actual revenue for the year ended June 30, 2024 per the Statement to revenue per the Statement for the year ended June 30, 2023. We identified one variance greater than 10% of the prior year amount and obtained an explanation of the variance from the controller for the University of Minnesota – Duluth’s campus as documented below. For revenue line items greater than 10% of the total revenues, we compared actual revenue for the year ended June 30, 2024 per the Statement to budget estimates and identified two variances greater than 10% and obtained an explanation of the variances from the University’s controller as documented below. No additional procedures were performed with respect to management’s representations as to the reasons for the variances.

Ticket Sales – For ticket sales, budget-to-actual variance was \$676,896 (26.1%) The budget does not include 'Unearned Revenue.' This is season tickets sold between March and June 2024 that is for the 2024-25 season.

Direct Institutional Support – For direct institutional support, the year-over-year variance was \$919,481 (14.7%) due to additional funding being provided at the end of the year to cover the operating deficit. The budget-to-actual variance was \$1,143,237 (18.2%) because additional funding was provided at the end of the fiscal year to cover the operating deficit. The budget only included the amount in the allocation memo provided by the budget office at the beginning of the budget process.

7. For ticket sales, we compared the tickets sold during the reporting period, the complimentary tickets provided during the reporting period, and the unsold tickets to the related revenue reported by the University in the Statement and the related attendance figures. We then recalculated the totals in the schedule and tied the amounts to the Statement within \$665.
8. We observed no direct state or other governmental revenue; therefore, no further procedures were performed.
9. For student fees,
 - a. We compared the budget student fees reported by the institution in the statement for the reporting to the budget student enrollments during the same reporting period. We recalculated totals and found such amounts to be in agreement.

- b. We were also asked to obtain an understanding of the methodology for allocating student fees to intercollegiate athletics programs. As fees were not allocated to different intercollegiate athletics programs, this step was not performed.
 - c. We were asked to obtain the methodology for allocation of student fees as generated revenue by sport and recalculate totals by sport. As fees were not allocated as generated fees by sport, this step was not performed.
10. For direct institutional support revenue, we obtained a schedule of direct institutional support revenue from management and compared the direct institutional support recorded by the institution during the reporting period with the institutional supporting budget transfers documentation and other corroborative supporting documentation and recalculated totals without exception.
 11. We observed no transfers back to the University from the athletics department; therefore, no further procedures were performed.
 12. Indirect institutional support revenue was less than 4% of total revenue; accordingly, no procedures were required for this category.
 13. Guarantees revenue was less than 4.0% of total revenue; accordingly, no further procedures were required for this category.
 14. Contribution revenue was less than 4.0% of total revenue; accordingly, no further procedures were required for this category.
 15. We observed no in-kind revenue; therefore, no further procedures were performed.
 16. We observed no compensation and benefits provided by a third party; therefore, no further procedures were performed.
 17. Media rights revenue was less than 4.0% of total revenue; accordingly, no further procedures were required for this category.
 18. NCAA distributions were less than 4.0% of total revenue; accordingly, no further procedures were required for this category.
 19. Conference distributions were less than 4.0% of total revenue; accordingly, no further procedures were required for this category.
 20. Program sales, concessions, novelty sales, and parking revenue was less than 4.0% of total revenue; accordingly, no further procedures were required for this category.
 21. For royalties, licensing, advertisements, and sponsorship revenue, we selected a sample of five agreements and obtained and inspected agreements related to the institution's participation in revenues. We compared, agreed, and recalculated the related revenues without exception.

22. For sports camp revenues, we selected a sample of five sports camps and inspected related contracts to obtain an understanding of the University's methodology for recording revenues from sports camps. We obtained schedules of camp participants and selected a sample of five individual camp participant cash receipts from the schedule of sports camp participants and agreed each selection to the institution's statements and recalculated totals without exception.
23. For athletics restricted endowment and investment income, we obtained and inspected a sample of five endowment agreements to gain an understanding of relevant terms and conditions. We compared and agreed the classification and use of endowment and investment income reported in the statement during the reporting period to the uses of income deferred within the related endowment agreement and recalculated totals without exception.
24. Other operating revenue was less than 4.0% of total revenue; accordingly, no further procedures were required for this category.
25. We observed no football bowl revenue; therefore, no further procedures were performed.

C. Procedures Related to Operating Expenses

26. We compared the amounts reported for each expense category of the Statement to supporting schedules provided by the University.
27. We compared and agreed a sample of five operating expenses obtained from the above operating expense supporting schedules to supporting documentation. Amounts tied to supporting documentation without exception.
28. For expense line items greater than 10% of the total expense, we compared actual expenses for the year ended June 30, 2024 per the Statement to expenses per the Statement for the year ended June 30, 2023. We identified no variance greater than 10% of the prior year amount. For expense line items greater than 10% of the total expenses, we compared actual expense for the year ended June 30, 2024 per the Statement to budget estimates and identified two variances greater than 10% for athletic student aid and team travel and obtained an explanation from the University's controller as documented below. No additional procedures were performed with respect to management's representations as to the reasons for the variances.

Athletic Student Aid – The actual amount was under budget by \$323,308 (-11.8%) due to fewer scholarships being awarded than budgeted, mainly in Football and Men's hockey.

Team Travel – For team travel, the budget to actual variance was \$219,820 (13.6%) due to increased hotel rates and airfare. The largest variances were in Women's Hockey, due to extra postseason travel and longer road trips, and Softball, due to spring travel and their Florida spring break trip. Men's Hockey and Men's Basketball were also over budget due to their travel schedules.

29. For athletics student aid expense, we selected a sample of 31 student-athletes from the listing of institutional student aid recipients from the NCAA's Compliance Assistance (CA) software during the reporting period. We obtained the individual student account detail for each student selected in the sample and compared the total aid in the institution's student system to the student's detail in CA. We found all student information to be in agreement.

30. We observed no guarantees expense; therefore, no further procedures were performed.
31. For coaching salaries, benefits, and bonuses paid by the University and related entities, we obtained a listing of coaches and their related salaries, benefits, and bonuses from management. We selected a sample of five coaches (that included football and men's and women's basketball) and compared the amounts of salaries, benefits, and bonuses from the listing to each coach's contract, and the University's payroll summary registers and employee contracts for the reporting period and agreed it to the amount recorded in the Statement. We found such amounts to be in agreement.
32. We observed no coaching salaries, benefits, and bonuses paid by a third-party; therefore, no further procedures were performed.
33. For support staff/administrative salaries, benefits, and bonuses paid by the University and related entities, we obtained a listing of support staff/administrative personnel and their related salaries and benefits from management. We recalculated the total salaries and benefits and compared the amounts to the Statement without exception. We selected a sample of five staff/administrative personnel and compared the salaries and benefits to the University's payroll summary registers/employee contracts for the reporting period. We found such amounts to be in agreement.
34. We observed no support staff/administrative other compensation and benefits paid by a third-party; therefore, no further procedures were performed.
35. We observed no severance expenses; therefore, no further procedures were performed.
36. Recruiting expenses were less than 4.0% of total expenses; accordingly, no further procedures were required for this category.
37. For team travel expense, we obtained a copy of the team travel policy from management and compared the policy to the overall institutional travel policy and NCAA-related policies. We observed no inconsistencies in the team travel policy. We obtained a general ledger schedule of travel expenses from management, recalculated the total per the schedule and compared the amount to the Statement without exception.
38. For equipment, uniforms and supplies expenses we obtained a detailed schedule of all transactions. We recalculated and tied out the detailed schedule to the Statement without exception. We selected a sample of five transactions and agreed to supporting documentation to validate the existence. We found such amounts to be in agreement.
39. Game expenses were less than 4.0% of total expenses; accordingly, no further procedures were required for this category.
40. Fundraising, marketing and promotion expenses were less than 4.0% of total expenses; accordingly, no further procedures were required for this category.
41. Sports camp expenses were less than 4.0% of total expenses; accordingly, no further procedures were required for this category.
42. Spirit group expenses were less than 4.0% of total expenses; accordingly, no further procedures were required for this category.

43. We obtained a schedule of expenses for athletic facilities debt service, leases and rental fees for the reporting year, recalculated the totals in the schedule, and compared all amounts to the Statement and general ledger without exception. We also selected the two highest facility payments and three other payments within the schedule and traced to supporting documentation. We found such amounts to be in agreement.
44. For direct overhead and administrative expenses we obtained a detailed schedule of all transactions. We recalculated and tied out the detailed schedule to the Statement without exception. We selected a sample of five transactions and agreed to supporting documentation to validate the existence. We found such amounts to be in agreement.
45. Indirect institutional support is tested in conjunction with the revenue section – indirect institutional support.
46. Medical expenses and medical insurance expenses were less than 4.0% of total revenue; accordingly, no further procedures were required for this category.
47. Membership and dues expense were less than 4.0% of total expense; accordingly, no further procedures were required for this category.
48. Other operating expenses and transfers to the institution were less than 4.0% of total expense; accordingly, no further procedures were required for this category.
49. Student-athlete meals (non-travel) expenses were less than 4.0% of total revenue; accordingly, no further procedures were required for this category.
50. We observed no football bowl expenses; therefore, no further procedures were performed.
51. We observed no football bowl expenses related to coaching compensation and bonuses; therefore, no further procedures were performed.

D. Procedures Related to Additional Agreed Upon Procedures

52. We observed no excess transfers to institution and conference realignment expenses; therefore, no further procedures were performed.
53. We observed no athletics related debt; therefore, no further procedures were performed.
54. We observed no total outstanding institutional debt; therefore, no further procedures were performed.
55. We obtained a schedule of all athletics dedicated endowments maintained by athletics, the institution, and affiliated organizations. We agreed the fair market value in the schedule to supporting documentation and audited financial statements. We also obtained a schedule and agreed the total fair market value of institutional endowments to the audited financial statements without exception.
56. We obtained a schedule of athletics related capital expenditures made by athletics, the institution, and affiliated organizations during the reporting period. We observed that the balance consisted of one item. We selected the one item and agreed the balance to supporting documentation without exception.

* * *

We were engaged by the University to perform this agreed-upon procedures engagement and conducted our engagement in accordance with attestation standards established by the AICPA. We were not engaged to and did not conduct an examination or review, the objective of which would be the expression of an opinion or conclusion, respectively, on compliance with the specified requirements. Accordingly, we do not express such an opinion or conclusion. Had we performed additional procedures, other matters might have come to our attention that would have been reported to you.

We are required to be independent of the University and to meet our other ethical responsibilities, in accordance with the relevant ethical requirements related to our agreed-upon procedures engagement. This report is intended solely for the information and use of the president, management of the University and NCAA, and is not intended to be and should not be used by anyone other than these specified parties.



CliftonLarsonAllen LLP

Minneapolis, Minnesota
January 14, 2025

UNIVERSITY OF MINNESOTA – DULUTH, MINNESOTA
UNIVERSITY OF MINNESOTA – DULUTH ATHLETICS DEPARTMENT –
NATIONAL COLLEGIATE ATHLETIC ASSOCIATION
STATEMENT OF REVENUES AND EXPENSES
YEAR ENDED JUNE 30, 2024

	Football	Men's Basketball	Women's Basketball	Other Sports	Non-Program Specific	Total
OPERATING REVENUES						
Ticket Sales	\$ 101,340	\$ 17,575	\$ 21,036	\$ 2,425,357	\$ 32,140	\$ 2,597,448
Direct State or Other Government Support	-	-	-	-	-	-
Student Fees	-	-	-	-	1,544,064	1,544,064
Direct Institutional Support	608,510	206,887	216,367	2,689,822	2,551,362	6,272,948
Less - Transfers to Institution	-	-	-	-	-	-
Indirect Institutional Support	-	-	-	-	112,551	112,551
Indirect Institutional Support - Athletic Facilities						
Debt Service, Lease and Rental Fees	-	-	-	-	-	-
Guarantees	-	-	2,000	20,462	-	22,462
Contributions	32,035	-	-	160,326	17,200	209,561
In-Kind	-	-	-	-	-	-
Compensation and Benefits Provided by a Third Party	-	-	-	-	-	-
Media Rights	3,350	-	-	137,317	-	140,667
NCAA Distributions	-	13,300	-	35,877	20,641	69,818
Conference Distributions (Non Media and Non Football Bowl)	-	4,656	2,794	32,824	106,366	146,640
Conference Distributions of Football Bowl Generated Revenue	-	-	-	-	-	-
Program, Novelty, Parking, and Concession Sales	23,405	752	839	55,076	-	80,072
Royalties, Licensing, Advertisement and Sponsorships	101,664	22,937	21,180	851,795	274,532	1,272,108
Sports Camp Revenues	396,301	82,540	50,626	179,643	-	709,110
Athletics Restricted Endowment and Investments Income	213,707	76,992	28,154	280,114	112,085	711,052
Other Operating Revenue	-	-	-	6,480	16,113	22,593
Football Bowl Revenues	-	-	-	-	-	-
Total Operating Revenues	<u>1,480,312</u>	<u>425,639</u>	<u>342,996</u>	<u>6,875,093</u>	<u>4,787,054</u>	<u>13,911,094</u>

**UNIVERSITY OF MINNESOTA – DULUTH, MINNESOTA
UNIVERSITY OF MINNESOTA – DULUTH ATHLETICS DEPARTMENT –
NATIONAL COLLEGIATE ATHLETIC ASSOCIATION
STATEMENT OF REVENUES AND EXPENSES (CONTINUED)
YEAR ENDED JUNE 30, 2024**

	Football	Men's Basketball	Women's Basketball	Other Sports	Non-Program Specific	Total
OPERATING EXPENSES						
Athletic Student Aid Guarantees	\$ 668,166	\$ 213,095	\$ 218,134	\$ 1,635,932	\$ -	\$ 2,735,327
Coaching Salaries, Benefits and Bonuses Paid by the University and Related Entities	761,210	236,195	242,503	2,550,564	-	3,790,472
Coaching Salaries, Benefits and Bonuses Paid by a Third Party	-	-	-	-	-	-
Support Staff/Administrative Compensation, Benefits, and Bonuses Paid by the University and Related Entities	47,840	2,010	-	484,043	1,537,129	2,071,022
Support Staff/Administrative Compensation, Benefits and Bonuses Paid by Third Party	-	-	-	-	-	-
Severance Payments	-	-	-	-	-	-
Recruiting	50,460	16,507	12,582	149,614	-	229,163
Team Travel	160,951	151,214	83,698	1,226,257	-	1,622,120
Sports Equipment, Uniforms and Supplies	154,911	30,326	25,106	418,437	13,458	642,238
Game Expenses	56,979	28,346	30,098	314,003	-	429,426
Fund Raising, Marketing and Promotion	51,026	2,526	2,526	146,121	76,026	278,225
Sports Camp Expenses	257,264	44,457	34,928	51,667	-	388,316
Spirit Groups	-	-	-	-	3,456	3,456
Athletic Facilities Debt Service, Leases and Rental Fee	-	-	-	431,556	248,308	679,864
Direct Overhead and Administrative Expenses	27,360	19,506	14,219	193,147	329,275	583,507
Indirect Institutional Support	-	-	-	-	112,551	112,551
Medical Expenses and Insurance	12,560	2,534	1,357	35,442	71,476	123,369
Memberships and Dues	3,106	3,106	3,106	71,628	-	80,946
Student-Athlete Meals (non-travel)	1,334	15,147	4,056	56,613	284	77,434
Other Operating Expenses	-	5,750	6,348	13,566	47,840	73,504
Football Bowl Expenses	-	-	-	-	-	-
Football Bowl Expenses - Coaching Compensation/ Bonuses	-	-	-	-	-	-
Total Operating Expenses	<u>2,253,167</u>	<u>770,719</u>	<u>678,661</u>	<u>7,778,590</u>	<u>2,439,803</u>	<u>13,920,940</u>
EXCESS (DEFICIENCY) OF REVENUES OVER (UNDER) EXPENSES	<u>\$ (772,855)</u>	<u>\$ (345,080)</u>	<u>\$ (335,665)</u>	<u>\$ (903,497)</u>	<u>\$ 2,347,251</u>	<u>\$ (9,846)</u>

UNIVERSITY OF MINNESOTA – DULUTH, MINNESOTA
UNIVERSITY OF MINNESOTA – DULUTH ATHLETICS DEPARTMENT –
NATIONAL COLLEGIATE ATHLETIC ASSOCIATION
NOTES TO STATEMENT OF REVENUES AND EXPENSES
YEAR ENDED JUNE 30, 2024

The information on operating and gift-related revenues and operating expenses is presented in accordance with the principles stated in the NCAA Agreed-Upon Procedures manual, which contained policies and procedures related to the administration of NCAA Bylaw 7.3.1.5.22.1.

Revenue Recognition – The amounts in the Statement were obtained from the University’s general ledger, which is maintained on an accrual basis. The University prepared the Statement using the basic accounting and revenue recognition principles set forth in the National Association of College and University Business Officers publication entitled “College and University Business Administration,” and revenue is presented on an accrual basis. The Statement presents a net surplus (deficit), but does not present any fund or net asset balances. In addition, changes in loan, endowment, or plant funds related to intercollegiate athletics are not included in the Statement. Revenues include all unrestricted and restricted resources earned during the year to the extent that such funds were expended for current operating purposes. Ticket sales are recorded as revenue during the year in which the related event is scheduled. Revenues related to events scheduled subsequent to year-end are deferred.

Contributions – Revenues include amounts received directly from individuals, corporations, associations, foundations, clubs, or other organizations that are designated or restricted by the donor for the operations of the athletics program. Contribution revenue included in the Statement represents contributions given to the University based on the donor’s instructions. There were no individual contributions in excess of 10% of all contributions received for the University for the year ended June 30, 2024.

Investment and Endowment Income – Revenues include unrestricted and restricted investment and endowment income to the extent expended for operations of intercollegiate athletics. As of June 30, 2024, endowments held at the Foundation totaled \$92,924,551, and athletics dedicated endowments totaled \$4,789,771.

Revenue Allocations – Revenues include subsidies from the University of Minnesota. These amounts are allocated by the University’s management.

Capitalized Assets – Land, buildings, and other property are recorded at cost, if purchased or constructed, or at market value on the date of gift, if received by gift or bequest. Construction in progress is recorded at cost as expenses are incurred.

Expenses – Expenses included in the Statement are presented on a cash basis. The University records depreciation on physical plant and equipment; however, depreciation is not part of the Statement.

UNIVERSITY OF MINNESOTA – DULUTH, MINNESOTA
UNIVERSITY OF MINNESOTA – DULUTH ATHLETICS DEPARTMENT –
NATIONAL COLLEGIATE ATHLETIC ASSOCIATION
CAPITAL ASSETS ACTIVITY
YEAR ENDED JUNE 30, 2024

	Balance at June 30, 2023	Additions	Disposals	Transfers	Balance at June 30, 2024
Gross Building:					
Griggs Field/Malosky Stadium	\$ 8,665,411	\$ -	\$ -	\$ -	\$ 8,665,411
Sports and Health Center	14,473,414	-	-	-	14,473,414
Ward Wells Field House	1,486,328	-	-	-	1,486,328
Total Building	<u>\$ 24,625,153</u>	<u>\$ -</u>	<u>\$ -</u>	<u>\$ -</u>	<u>\$ 24,625,153</u>
Gross Equipment	<u>\$ 181,871</u>	<u>\$ 20,000</u>	<u>\$ -</u>	<u>\$ -</u>	<u>\$ 201,871</u>



CLA (CliftonLarsonAllen LLP) is a network member of CLA Global. See CLAGlobal.com/disclaimer. Investment advisory services are offered through CliftonLarsonAllen Wealth Advisors, LLC, an SEC-registered investment advisor.



INDEPENDENT ACCOUNTANTS' REPORT

Management of the University of Minnesota
Minneapolis, Minnesota

We have performed the procedures enumerated below on the University of Minnesota's (the University) Regenerative Medicine Statement of Expenditures by Subrecipient (the Statement) and the Attachment of Subrecipients with Affiliations (the Attachment) for the period from July 1, 2022 to June 30, 2024 in accordance with Chapter 312, Article 1, Section 4 of Laws of Minnesota 2014 (the subject matter). The University is responsible for the subject matter.

The University has agreed to and acknowledged that the procedures performed are appropriate to meet the intended purpose of assisting the specified parties in evaluating the subject matter. This report may not be suitable for any other purpose. The procedures performed may not address all the items of interest to a user of this report and may not meet the needs of all users of this report and, as such, users are responsible for determining whether the procedures performed are appropriate for their purposes.

The procedures and the associated findings are as follows:

We obtained the Statement for the period from July 1, 2022 to June 30, 2024, and the Attachment as prepared by management. The Attachment has been included as Exhibit A to this report.

1. We recalculated the total dollar amounts on the Statement and compared the amounts on each line on the Statement to the corresponding amounts on the reconciliation prepared by management between the University's general ledger and the amounts on the Statement, noting no exceptions.
2. We compared the dollar amounts on management's reconciliation to the University's general ledger and recalculated the total presented in the Statement, noting no exceptions.
3. We compared actual expenditures by project number to the Budget Information section of the Notice of Grant Awarded obtained from management, and reviewed for any project numbers where total expenditures by project number exceeded the approved budget limit, noting none.
4. We randomly selected 20% of the Principal Investigators (PI) affiliated with the University from the Statement, and obtained the expenditure detail for the selected PI's related project during the period from July 1, 2022 to June 30, 2024. We randomly selected 40 total expenditure selections from the expenditure detail and traced and agreed the amounts to source documents, noting no exceptions.

5. We randomly selected five PIs whose affiliations are outside of the University from the Statement and obtained the subaward agreements from management. We inspected the subaward agreements for evidence of appropriate approvals by the University and the sub-recipient. All those tested had evidence of approvals.
6. We obtained and documented an understanding of the University's policies and procedures in place to monitor that awards are expended in accordance with Chapter 312, Article 1, Section 4 of Laws of Minnesota 2014 and concluded policies and procedures were in place and appropriately applied based on the understanding we obtained.

We were engaged by the University to perform this agreed-upon procedures engagement and conducted our engagement in accordance with attestation standards established by the American Institute of Certified Public Accountants. We were not engaged to and did not conduct an examination or review engagement, the objective of which would be the expression of an opinion or conclusion, respectively, on the subject matter. Accordingly, we do not express such an opinion or conclusion. Had we performed additional procedures, other matters might have come to our attention that would have been reported to you.

We are required to be independent of the University and to meet our other ethical responsibilities, in accordance with the relevant ethical requirements related to our agreed-upon procedures engagement.

This report is intended solely for the information and use of the University, the University's Board of Regents, and authorized representatives of the State of Minnesota and is not intended to be, and should not be, used by anyone other than these specified parties.



CliftonLarsonAllen LLP

Minneapolis, Minnesota
December 10, 2024

Exhibit A

Attachment of Subrecipients with Affiliations

For the period from July 1, 2022 to June 30, 2024

Recipient	Affiliation
Alonso Camino, Vanesa	*
Athanasίου, Maria	*
Barry, Michael	Mayo Clinic
Beverlin II, Bryce	*
Bigliardi Qi, Mei	U of MN
Bosnakovski, Darko	U of MN
Can, Ismail	Mayo Clinic
Chen, Zhe	U of MN
Cvetanovic, Marija	U of MN
Finger, Erik	U of MN
Gibbons, Hunter	*
Greising, Sarah	U of MN
Gutierrez Ruiz, Omar	Mayo Clinic
Hulleman, John	U of MN
Kelly, Rosemary	U of MN
Kikyo, Nobuaki	U of MN
Loutherback, Kevin	Mayo Clinic
Pacak, Christina	U of MN
Riester, Scott	Mayo Clinic
Saddoughi, Sahar	Mayo Clinic
Saris, Daniel	Mayo Clinic
Shin, Alexander	Mayo Clinic
Shirkey-Son, Nicole	*
Smoot, Rory	Mayo Clinic
Walsh, Patrick	*
Webber, Beau	U of MN
Wierson, Wesley	*

**Researcher is not affiliated with the University of Minnesota or Mayo Clinic*



We'll get you there.

CPAs | CONSULTANTS | WEALTH ADVISORS

University of Minnesota

Audit and Compliance Committee Meeting

Review of External Audit Results

February 13, 2025

Agenda

- Summary of Services Provided
- Results of Services
- Questions and Open Discussion



Summary of Services Provided

Engagement	Requirement	Objective	Assurance Level
OMB Uniform Guidance Federal Compliance Audit	Office of Management and Budget (OMB)	Test compliance with federal grant requirements	Audit – Full
Minnesota Office of Higher Education (OHE) Financial Aid Programs Examination – By Campus	Minnesota Office of Higher Education (OHE)	Test compliance of state financial aid programs	Examination – Full
NCAA Agreed-Upon Procedures Report – Twin Cities Campus (Division I)	NCAA Bylaws	Limited procedures over the athletic department’s Statement of Revenue and Expenses.	Agreed-Upon Procedures – Limited
NCAA Agreed-Upon Procedures Reports – Duluth Campus (Division II)	NCAA Bylaws	Limited procedures over the athletic department’s Statement of Revenue and Expenses.	Agreed-Upon Procedures – Limited
Regenerative Medicine Agreed-Upon Procedures	Minnesota state legislation	Assess compliance with state laws related to award expenditures for the Mayo Partnership in Regenerative Medicine	Agreed-Upon Procedures – Limited



OMB Uniform Guidance Federal Compliance Audit

Expenditures of Major Programs Tested

1. **Research & Development cluster – \$770,175,847**
2. **Student Financial Assistance cluster – \$387,028,389**
3. **Smith-Lever Extension Funding – \$9,682,096**
4. **Centers for Disease Control and Prevention Investigations and Technical Assistance – \$7,893,092**



OMB Uniform Guidance Federal Compliance Audit

Financial Reporting and Compliance Report required by Government Auditing Standards

- No material weaknesses or significant deficiencies noted

Compliance Report on Major Federal Programs required by Uniform Guidance

- Unmodified opinion on compliance for all major programs
- No findings or questioned costs noted

Schedule of Expenditures of Federal Awards

- Approximately \$1.25B in federal expenditures in fiscal year 2024
- University qualifies as a low-risk auditee





OHE State Examinations

- Required procedures outlined in the Audit Guide issued by the Minnesota Office of Higher Education
- Reports on compliance issued for each campus (Twin Cities, Duluth, Crookston, Morris)
- No findings were identified

Other Engagement Results

Regenerative Medicine Agreed-Upon Procedures

- Procedures performed for the University's compliance with Minnesota state laws for the Mayo Partnership in Regenerative Medicine
- Procedures performed over award expenditures for the period from July 1, 2022 to June 30, 2024
- No findings were identified



NCAA Agreed-Upon Procedures

- Procedures performed over the athletic department's compliance with NCAA bylaws
- Procedures are established by the NCAA and include procedures over:
 - Revenues
 - Capital Assets
 - Affiliated organizations (Booster Clubs)
 - Expenses
 - Debt
- Reports issued for Twin Cities (Division I) and Duluth (Division II)
- No exceptions noted





Questions and Feedback

We appreciate the opportunity to serve you and welcome any feedback relative to our performance and to the engagement.





Jean Bushong, CPA
Principal
jean.bushong@claconnect.com



Daniel Persaud, CPA
Principal
daniel.persaud@claconnect.com



Mike Anderson, CPA
Manager
michael.anderson@claconnect.com



CLAconnect.com



CPAs | CONSULTANTS | WEALTH ADVISORS

©2025 CliftonLarsonAllen LLP. CLA (CliftonLarsonAllen LLP) is an independent network member of CLA Global. See [CLAGlobal.com/disclaimer](https://claglobal.com/disclaimer).
Investment advisory services are offered through CliftonLarsonAllen Wealth Advisors, LLC, an SEC-registered investment advisor.



BOARD OF REGENTS DOCKET ITEM SUMMARY

Audit & Compliance

February 13, 2025

AGENDA ITEM: FY 2025 External Audit Plan

Review

Review + Action

Action

Discussion

This is a report required by Board policy.

PRESENTERS: Mollie Viola, Controller
Jean Bushong, Principal, CliftonLarsonAllen LLP
Daniel Persaud, Principal, CliftonLarsonAllen LLP
Michael Anderson, Manager, CliftonLarsonAllen LLP

PURPOSE & KEY POINTS

The purpose of this item is to discuss the University’s FY 2025 external audit plan. This plan sets forth the audit scope, objectives, and approach to be used by CliftonLarsonAllen LLP (CLA), the University’s appointed independent external auditor, for conducting the University’s FY 2025 financial and compliance audits and other engagements identified in the docket materials.

CLA will provide an overview of the audit plan, including the firm’s assessment of audit risks, testing approach, and timelines for the FY 2025 audit and other engagements.

BACKGROUND INFORMATION

The external audit plan is presented annually in conformance with Board of Regents Policy: *Board Operations and Agenda Guidelines*.



We'll get you there.

CPAs | CONSULTANTS | WEALTH ADVISORS

University of Minnesota

Audit and Compliance Committee Meeting

FY2025 Audit Planning Meeting

February 13, 2025

Agenda

- Scope of Services Provided
- Responsibilities under Auditing Standards
- Timeline
- Risk Assessment and Governance Input
- Emerging Issues
- Questions and Discussion



Scope of Services

Engagement	Requirement	Objective	Assurance Level
Financial Statement Audit	Performed in accordance with Generally Accepted Auditing Standards and Government Auditing Standards.	Express an opinion on whether the University's financial statements are presented fairly, in all material respects, in accordance with GAAP	Audit - Full
OMB Uniform Guidance Federal Compliance Audit	Office of Management and Budget (OMB)	Test compliance with federal grant requirements	Audit - Full
Minnesota Office of Higher Education (OHE) Financial Aid Programs Examination – By Campus	Minnesota Office of Higher Education (OHE)	Test compliance of state financial aid programs	Examination - Full
NCAA Agreed Upon Procedures Reports: Twin Cities	NCAA Bylaws	Limited procedures over the athletic departments' Statement of Revenue and Expenses	Agreed Upon Procedures - Limited
RUMINCO, Ltd. Audit	Insurance Act of 1978, Bermuda Monetary Authority	Audit of statutory financial statements	Audit - Full





Responsibilities

Governance

- Oversight of the University's systems for risk assessment and internal controls, audits, and financial reporting, as well as the institutional compliance program

Management

- Internal controls
- Accounting policies
- Management decisions
- Fair presentation of financial statements
- Programs to prevent and detect fraud

Independent auditor

- Opinion on fair presentation of financial statements
- Audit in accordance with GAAS
- Reasonable, not absolute assurance
- Understanding of entity's internal controls
- Risk based audit approach



Timeline

TIMING OF ENGAGEMENTS									
Activity	Feb-Mar	April	May	June	Aug	Sept	Oct	Nov	Dec
University Consolidated Financial Statement Audit									
Planning and Strategy	•	•	•						
Risk Assessment and Control Testing (Interim Fieldwork)			•	•					
Final Audit Procedures (Substantive Procedures)					•	•	•		
Concluding and Reporting							•		
Compliance, Examination and Agreed Upon Procedures									
Uniform Guidance Audit			•	•		•	•	•	•
OHE Financial Aid Examinations by Campus			•	•		•	•	•	•
NCAA Agreed Upon Procedures			•				•	•	•



Risk Assessment & Governance Input

Areas of focus?



- Individual accounts
- Transactions
- Processes
- Controls

Other concerns?



- Litigation
- Operations
- Industry trends

Fraud?



- Knowledge of fraud
- Threshold for communication





Emerging Issues – Upcoming GASB Standards



GASB 101 Compensated Absences



Effective date

June 30, 2025

Reporting

**Retroactive by
restatement, if
applicable**



Updated framework

- Reevaluate leave policies
- Liability must include any accumulated leave that is unused or used but unpaid
- Footnote disclosures will be enhanced



Examples include

- Sick leave not paid at termination
- Parental leave
- Military leave and jury duty that has commenced



CLA can help by
evaluating the standard
related to compensated
absences and assisting
with or evaluating in
financial statement
disclosures



GASB 102 Certain Risk Disclosures

CLA can help by assisting with or evaluating financial statement disclosure updates



Effective date
June 30, 2025

Reporting
Prospective

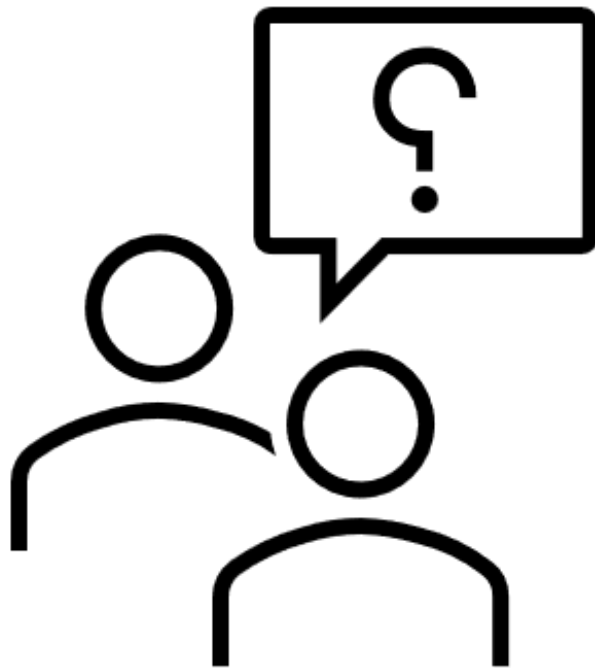


Increased footnote disclosures surrounding risk:

- Limitations on raising revenues
- Debt or mandated spending — especially unfunded mandates
- Collective bargaining agreements



Questions





Jean Bushong, CPA
Principal
jean.bushong@claconnect.com



Daniel Persaud, CPA
Principal
daniel.persaud@claconnect.com



Mike Anderson, CPA
Manager
michael.anderson@claconnect.com



CLAconnect.com



CPAs | CONSULTANTS | WEALTH ADVISORS

©2025 CliftonLarsonAllen LLP. CLA (CliftonLarsonAllen LLP) is an independent network member of CLA Global. See [CLAglobal.com/disclaimer](https://claglobal.com/disclaimer).
Investment advisory services are offered through CliftonLarsonAllen Wealth Advisors, LLC, an SEC-registered investment advisor.



BOARD OF REGENTS DOCKET ITEM SUMMARY

Audit & Compliance

February 13, 2025

AGENDA ITEM: Internal Audit Update

Review

Review + Action

Action

Discussion

This is a report required by Board policy.

PRESENTERS: Quinn Gaalswyk, Chief Auditor

PURPOSE & KEY POINTS

The purpose of this item is to update the committee on Internal Audit activities, results, and observations to help the committee fulfill its fiduciary responsibilities under the Board’s reserved authority for oversight of the internal audit function.

- Since the last follow-up at the October 2024 meeting, 27 percent of the outstanding recommendations rated as “essential” were resolved by University departments. This is considerably lower than the goal implementation rate of 40 percent, and a decrease from October’s 38 percent rate. However, the lower implementation rate for this period is partly attributed to audits receiving a first-time follow-up that have a number of “essential” recommendations that are outstanding but not yet past due. Over half of the unresolved recommendations rated as “essential” are from audits receiving a first-time follow-up, and only 34 percent of all outstanding “essential” items are past due. The administration continues to demonstrate a commitment to remediate audit report issues effectively and sustainably and are monitoring this lower implementation rate to seek ways to expedite efforts.
- All outstanding “essential” recommendations were resolved for seven audits.
- Three “essential” items identified in three audits have remained open for more than two years; additional details on these items and the status of their remediation are included in the docket materials.
- An updated control evaluation chart is included for each audit to show progress made on remediation of “essential” items.
- Seven audit reports containing 35 recommendations rated as “essential” were issued in the last four months.
- Other summary information important to the committee for their oversight of the internal audit function is also included.

BACKGROUND INFORMATION

This report is prepared three times per year and is presented to the committee as required by Board of Regents Policy: *Board Operations and Agenda Guidelines* Section IV, Subd. 6. Audit & Compliance Committee Charter.

Internal Audit Update

University of Minnesota Regents Audit and Compliance Committee
February 13, 2025

This report includes:

- Audit Observations/Information/Status of Critical Measures/Other Items
- Status of “Essential” Recommendations & Bar Charts Showing Progress Made
- Audit Activity Report
- Audit Reports Issued Since October 2024
- SNAP and Limited Transition Reviews
- Recommendations with Remediation Plans that Involve PEAK

Details for any of the items in this report are available on request. Individual reports were sent to the President, Executive Vice President for Finance and Operations, Executive Vice President and Provost, UMTC Athletic Director, Vice Presidents, and Chancellors about the items in this report germane to their areas.

Audit Observations/Information

Status of Critical Measures

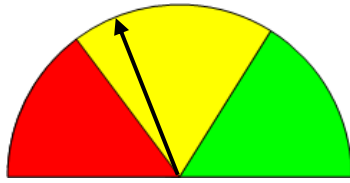
As part of our ongoing efforts to provide the Audit and Compliance Committee with critical information in as concise a format as possible, we have developed the following charts to present a quick overview of work performed by the Office of Internal Audit.

The first chart, “Essential Recommendation Implementation,” provides our overall assessment of the success University departments had during the last period in implementing our essential recommendations. Readings in the yellow or red indicate implementation percentages less than, or significantly less than, our expected University-wide rate of 40%. Detailed information on this topic, both institution-wide and for each individual unit, is contained in the next section of this report.

The second chart, entitled “Progress on Audit Plan and Other Assurance Work” is our assessment of the amount of time we have been able to devote to planned audit work. This assessment includes our progress on completion of carryover audits from FY 2024, Tier 1 audits on the FY 2025 audit plan, and Tier 2 audits or their substitutes. Readings less than green could be influenced by a variety of factors (e.g., insufficient staff resources or increased time spent on non-scheduled audits or investigations).

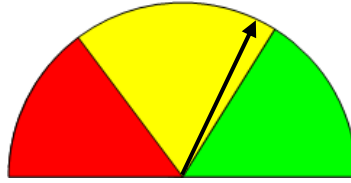
The final chart, “Time Spent on Non-Scheduled Audit Activities,” provides a status report on the amount of time consumed by investigative activities, special projects, and other management requests. We estimate a budget for this type of work, and the chart will indicate whether we expect that budget to be sufficient. Continued readings in the yellow or red may result in seeking Audit and Compliance Committee approval for modifying the Annual Audit Plan.

Essential Recommendation Implementation



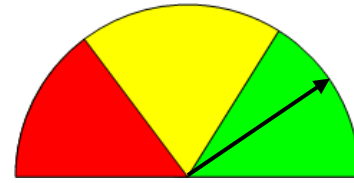
Implementation rates were 27% for the period, which is considerably lower than our expected rate of 40% and a decrease from October's 38% rate.¹

Progress on Audit Plan & Other Assurance Work



Progress on audit plan and other assurance audit work is slightly behind expectations.²

Time Spent on Non-Scheduled Audit Activities



Time spent on investigations, special projects and management requests is less than expected and budgeted for the year to date.

¹Approximately 55% of the outstanding items are from more recent audits receiving first time follow-up, and the majority of these are related to one audit: HIPAA and Governance Oversight. Additionally, 34% of all the outstanding issues are past management's planned remediation date; a decrease from 61% last period.

² We are trending slightly behind our original audit plan schedule due to some carryforward audits taking longer than expected and staff absences, turnover and hiring. However, we have now hired all but one of our open positions and plan to repost that position in the coming month.

Other items:

- FY2025 Audit Plan Update - We expect to complete or make substantial progress on all audits on the audit plan during this fiscal year, including all Tier 1 and Tier 2 audits. It is important to highlight that in addition to turnover and hiring work, progress on the audit plan will be impacted by multiple employees' extended excused absences, which were unknown when the FY2025 audit plan was developed. This will likely result in some additional carryforward audit work in FY2026.
- Internal Audit Staffing Update - The Office of Internal Audit has one vacant financial auditor position, which we are in the process of posting. When fully staffed we have 16 auditors in addition to the Chief Auditor.

Status of Essential Recommendations

Report#	Audit Name	Open Recs - Past Due	Number of Essential Recs (Report)	Status (Follow-up Period)	Legend		
					Past Due	On-Schedule	Complete
2106	University Health & Safety FY21	1	10	Partially Implemented	1		
2205	Dentistry, School of FY22	1	27	Completed	1		
				Partially Implemented	1		
2301	Energy Management FY23	0	19	Completed	1		
2312	CUHCC FY23	1	12	Partially Implemented	1		
2315	UMD ITSS FY23	0	12	Completed		4	
2317	Bell Museum FY23	3	12	Partially Implemented	3		
2322	UMD Dining Services FY23	0	6	Completed	1		
2325	Boynton Health FY23	3	20	Completed	2		
				Partially Implemented	3	1	
2410	OIT Central Server Administration FY24	1	12	Completed	2		
				Not Implemented		4	
				Partially Implemented	1	3	
2412	UMD Athletics FY24	7	14	Completed	2		
				Not Implemented		4	
				Partially Implemented	3	1	
2413	Gramm-Leach-Bliley Act Compliance FY24	0	3	Completed	1		
2416	CLA Theatre Arts & Dance FY24	1	2	Partially Implemented	1		
2417	OACA Select Centers & Administration FY24	0	6	Completed	1		
2419	CLA Music, School of FY24	2	5	Completed	1		
				Partially Implemented	2		
2420	Effort Management FY24	0	1	Completed	1		
2424	HIPAA Governance & Oversight FY24	1	24	Not Implemented			21
				Partially Implemented	1	2	
2501	Parking & Transportation Services FY25	0	11	Completed	2		
				Not Implemented		3	
				Partially Implemented		6	
2505	Biomedical Engineering, Department of FY25	1	6	Completed	4		
				Partially Implemented	1	1	
2506	UMD Registrar, Office of the FY25	0	1	Completed	1		

Essential Recommendation Implementation Rates

	Current Period										Previous 3 Yr. Average
	Month / Year of Follow Up Report										
	Feb. 2025	Oct. 2024	Jun. 2024	Feb. 2024	Oct. 2023	Jun. 2023	Feb. 2023	Oct. 2022	Jun. 2022	Feb. 2022	
Total Recommendations	88	74	86	86	96	97	76	59	62	87	-
Completed Recommendations	24	28	29	32	36	34	14	26	18	28	-
Implementation Rate	27%	38%	34%	37%	38%	35%	18%	44%	29%	32%	34%
Open Recommendations Past Due	34%	61%	32%	57%	55%	40%	48%	45%	41%	42%	47%

Current Status of Recommendations Rated as "Essential" That Are Over Two Years Old and Are Not Fully Implemented

Audit/Report Date	Status- Partially Implemented or Not Implemented	Responsible Administrator	Summary of the Issue/Risk Involved	Current Comments From Management
University Health and Safety Sept 2020 # of Items: 1	Partially Implemented	Katharine Bonneson	UHS and University management should consider establishing UHS as the central authority for University safety training. The central health and safety training authority would be responsible for: · Ensuring an accurate and complete course listing. · Tracking course completion and follow-up centrally. · Reviewing and approving the University safety training program periodically to ensure sufficient coverage and oversight.	<p>Work Completed to Date: A request for proposal (RFP) for a safety training audit was issued in September 2023. A vendor was selected, and they have completed their audit of 23 courses as of November 2024. The updates to HSRM training suggested by this audit are in-process. HSRM has also launched additional initiatives to improve their training and website content by using insights gleaned from their lab and workplace safety audits. These initiatives go beyond regulatory requirements and proactively address potential safety issues specific to labs, departments, and roles at the University.</p> <p>Work in Process; Training Tool Development: The second part of this project is the development of a training tool that allows assignment, tracking and monitoring of the required training courses. The Health Sciences Technology (HST) team has been engaged as the Project Developer, and they started development in November 2024 and the team plans to have a working prototype in mid-to-late February 2025. OIT has agreed to integrate the Training Questionnaire with the Training Hub to track course completion. This integration will streamline the user experience by eliminating the confusing process of having to jump back and forth between tools.</p> <p>Timeline: An HSRM Safety Training Questionnaire prototype is estimated to be complete by Spring 2025. Additional work to test the application and refine it based on feedback, populate the questions and assign training based on responses will be done by Fall 2025.</p>
School of Dentistry (SOD) Sept 2021 # of Items: 1	Partially Implemented	Dr. Keith Mays	SOD should improve processes for collecting on outstanding receivables to minimize exposure from uncollectible receivables and to increase the integrity of the financial statements.	The School of Dentistry continues to work diligently towards closing out the remaining one (of 27) essential audit recommendations from its 2021 internal audit. Stabilized staffing levels in key areas related to the remaining open item and newly implemented technologies are supporting processes required to execute standard operations in patient accounting. In January of 2024, a third party vendor began work to decrease the school's outstanding accounts receivable, which has yielded a significant reduction in accounts receivable. When the school's clearing house, Change HealthCare, experienced a data breach in March 2024 our progress slowed, significantly impacting our medical billing ability. The new clearing house will soon implement new capabilities, including electronic medical billing, which will increase our ability to collect AR in a more timely manner. Additionally, the school plans to continue its partnership with the third party vendor. The last remaining item is scheduled to be addressed by the end of this calendar year.
Community-University Health Care Center (CUHCC) December 2022 # of Items: 1	Partially Implemented	Dr. Roli Dwivedi	CUHCC should perform all key reconciliations of billing and receivable information in a timely manner to ensure compliance with University policy as well as monitor other key financial processes to ensure they fall within tolerance levels.	<p>Several reconciliation processes have been implemented to meet University policy. Progress is as follows: -Clearing Account: Pulling monthly reconciliation reports from CUHCC's electronic medical records system to reconcile with EFS. Utilizing additional finance support from the Office of Academic Clinical Affairs (OACA) in developing regular reconciliation processes. -Clinical Receivables: Accounts Receivable (A/R) Valuation was put on temporary hold due to Minnesota Department of Human Services (DHS) reprocessing. Resumed at December 2024 month end. -Monthly A/R reconciliation and valuation to begin in early calendar year 2025. -Tracking write-offs and reconciling in EFS for outstanding patient balances: This has been put on hold while prioritizing clearing account reconciliation.</p> <p>Staff turnover has continued to be an issue for CUHCC in full implementation of all necessary monthly reconciliations. CUHCC is now fully staffed and working on onboarding staff to allow for timely implementation. Completion is expected in March 2025.</p>
Total: 3				

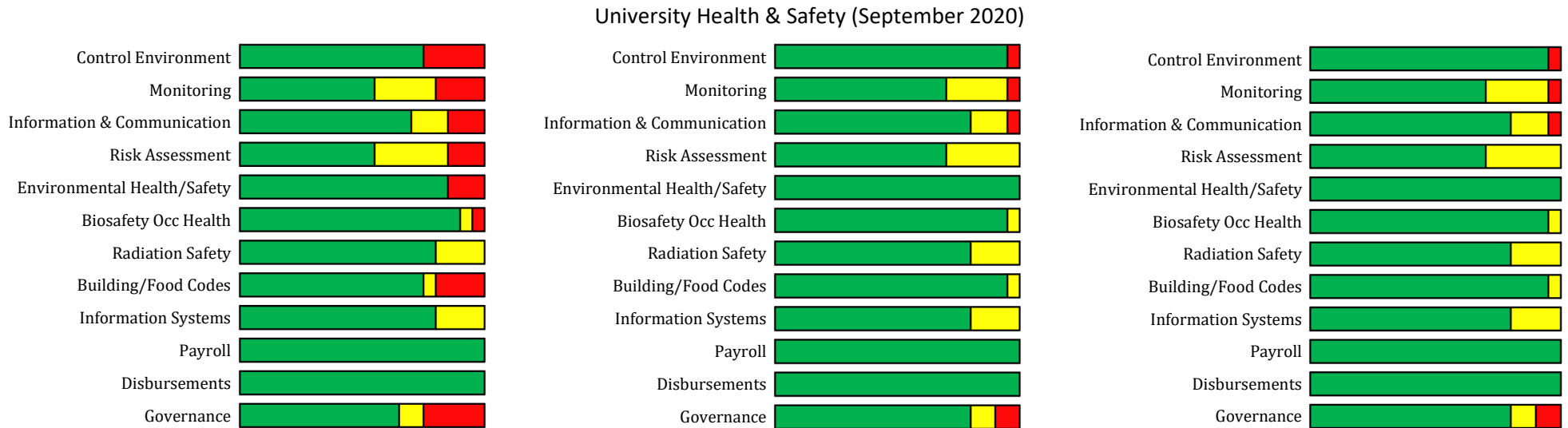
Progress on Implementation of Audit Recommendations

The bar charts shown below are presented to provide pictorial displays of the progress units are making on implementing audit recommendations rated as "essential." The bar chart included in the original report is shown in the left column, along with updated bar charts showing the previous audit period and the current status of the "essential" recommendations only (those bars that have red segments). The chart in the center column displays the status as of October 2024, while the chart on the right represents the current status. Charts are not presented for investigations nor audits with highly targeted scopes, such as senior leader transition reviews. Charts for those units having implemented all "essential" recommendations during the current audit period are shown at the end of this report.

Original Report Evaluation

Previous Audit Period Evaluation

Current Audit Period Evaluation



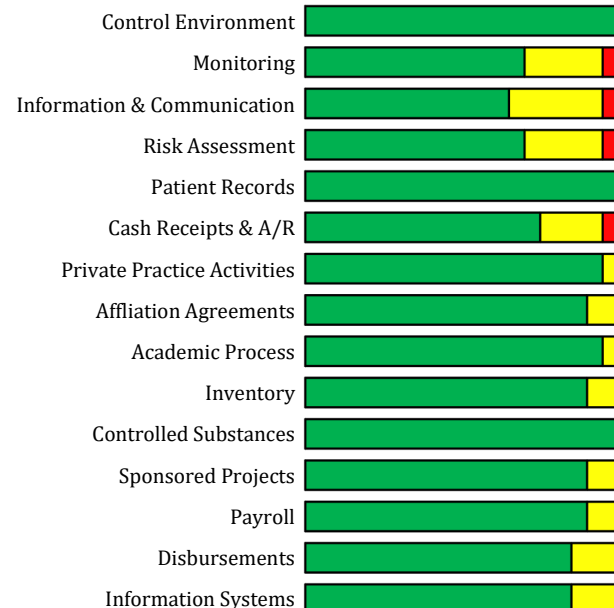
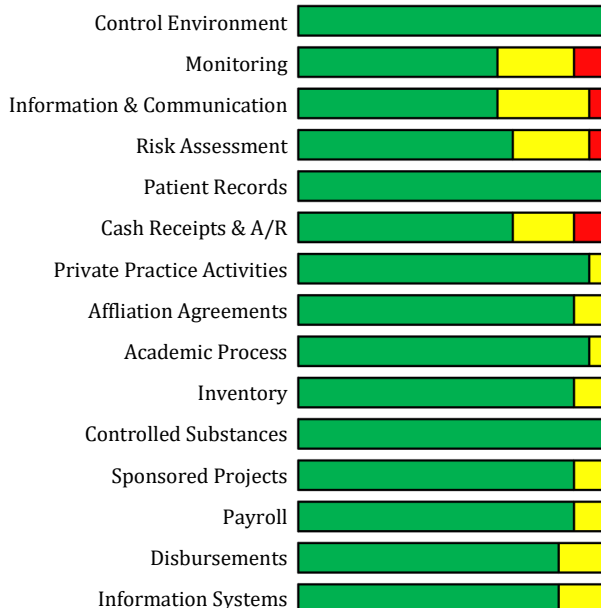
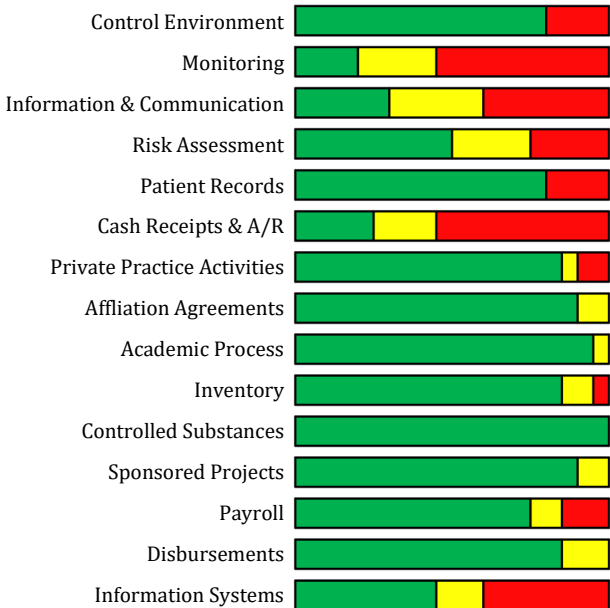
■ Adequate Control
 ■ Significant Control Issue(s)
 ■ Essential Control Issue(s)

Original Report Evaluation

Previous Audit Period Evaluation

Current Audit Period Evaluation

School of Dentistry (September 2021)



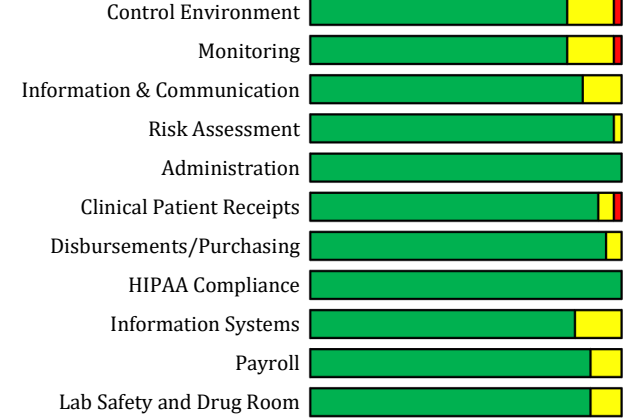
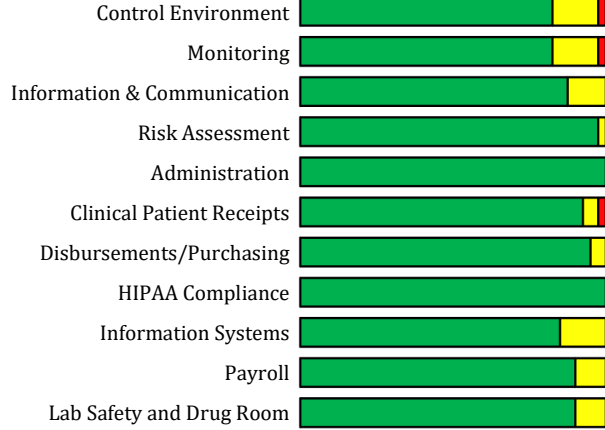
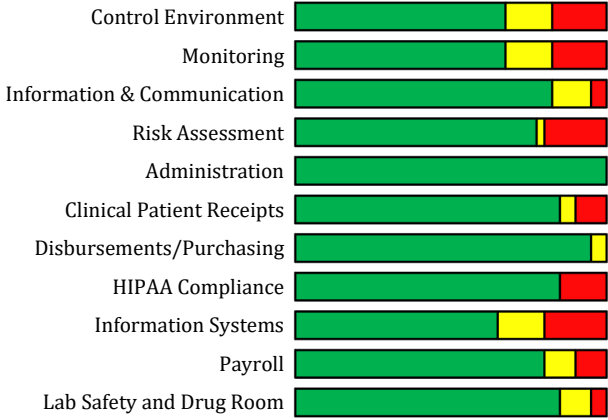
■ Adequate Control ■ Significant Control Issue(s) ■ Essential Control Issue(s)

Original Report Evaluation

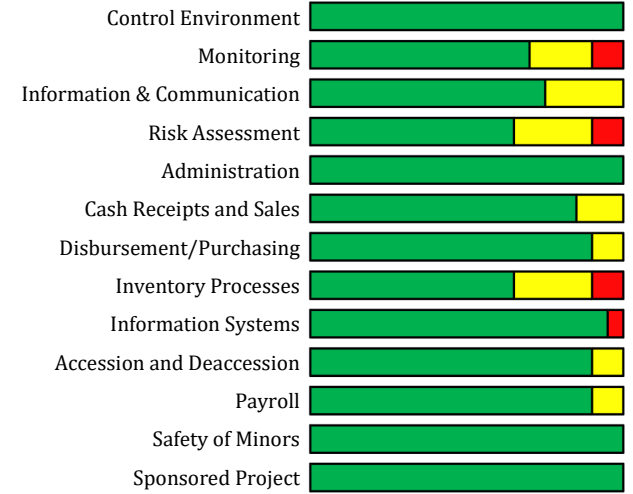
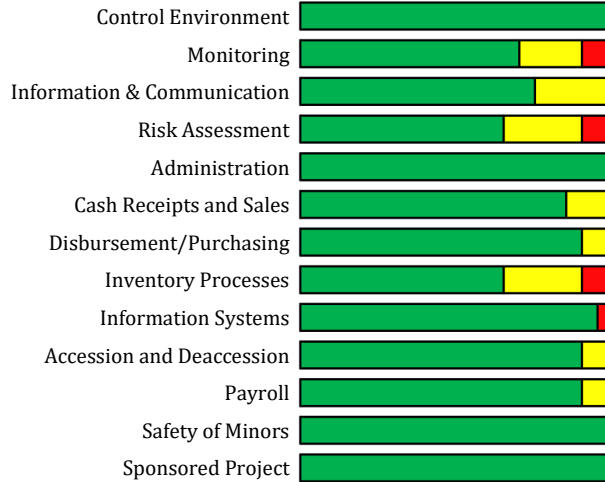
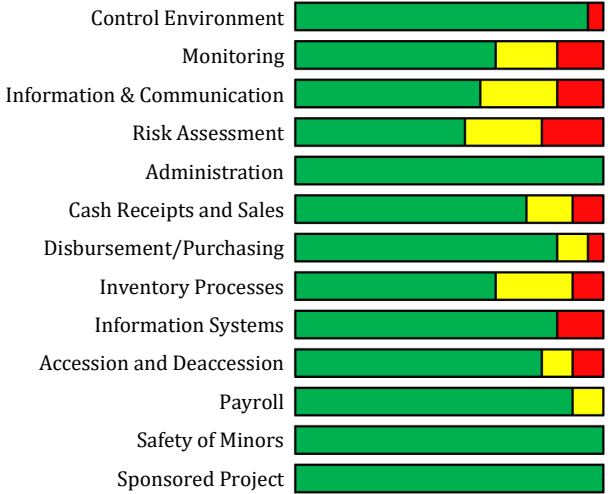
Previous Audit Period Evaluation

Current Audit Period Evaluation

Community-University Health Care Center (December 2022)

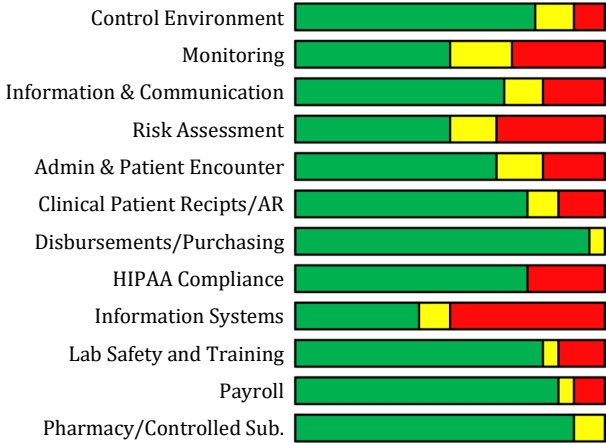


Bell Museum (April 2023)



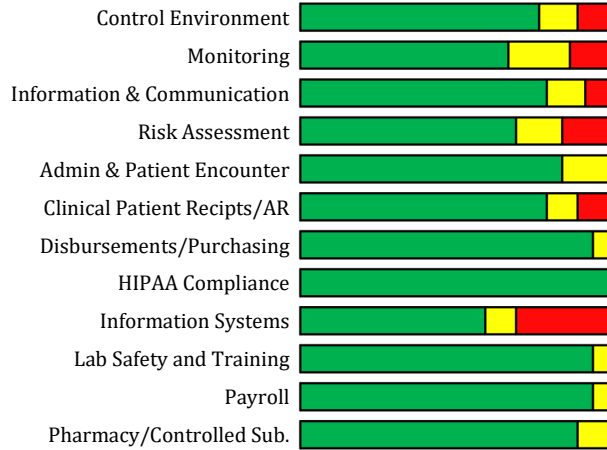
■ Adequate Control ■ Significant Control Issue(s) ■ Essential Control Issue(s)

Original Report Evaluation

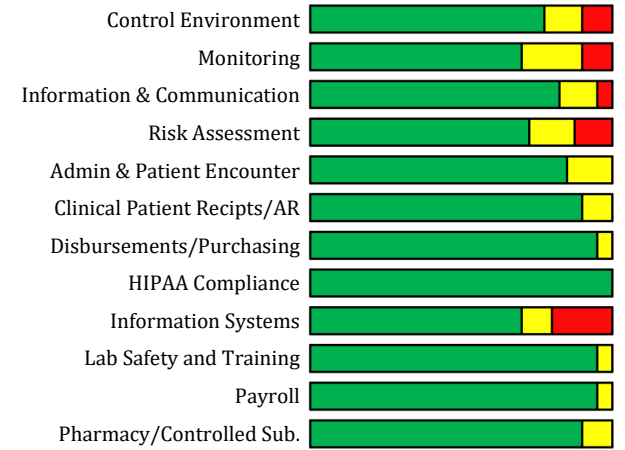


Previous Audit Period Evaluation

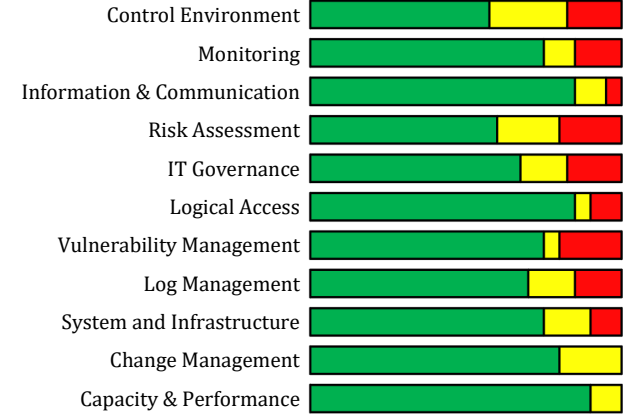
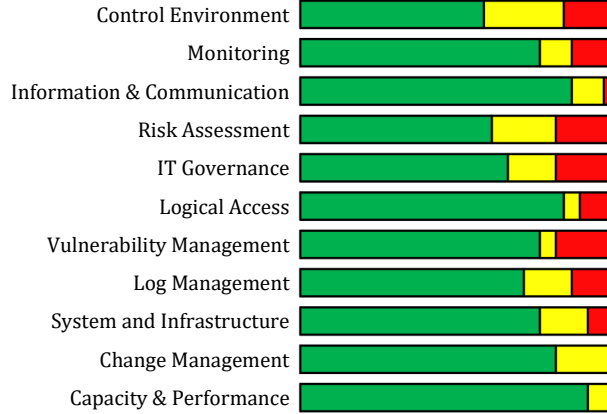
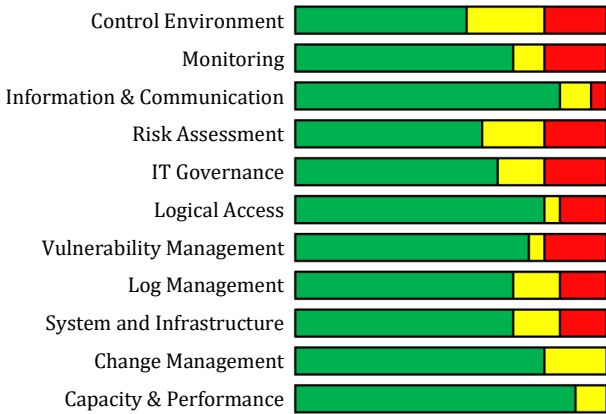
Boynton Health (June 2023)



Current Audit Period Evaluation

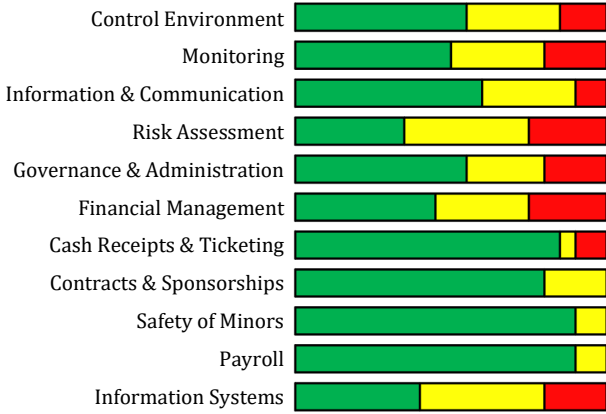


OIT Central Server Administration (January 2024)

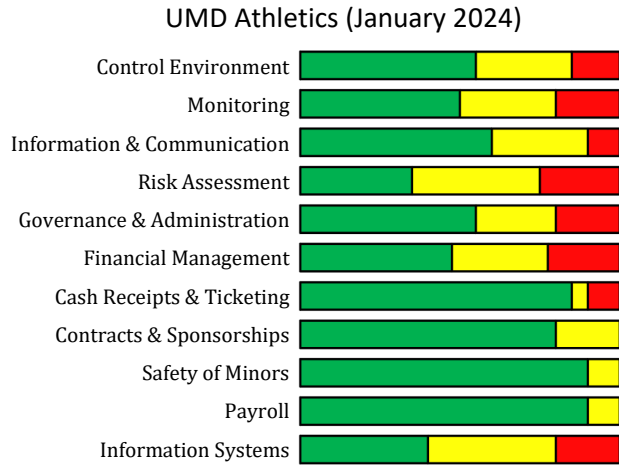


■ Adequate Control ■ Significant Control Issue(s) ■ Essential Control Issue(s)

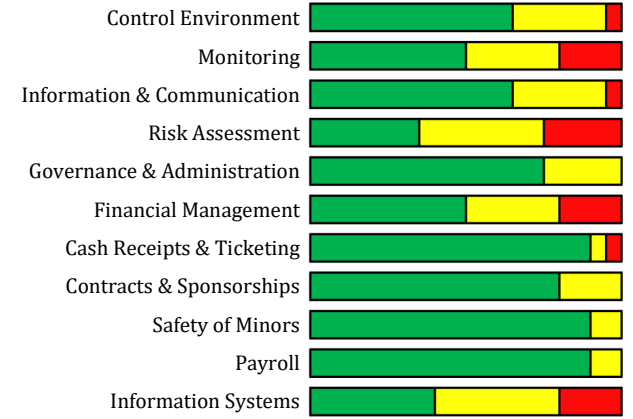
Original Report Evaluation



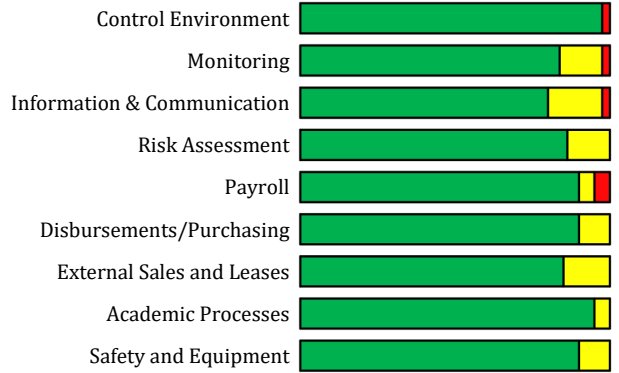
Previous Audit Period Evaluation



Current Audit Period Evaluation

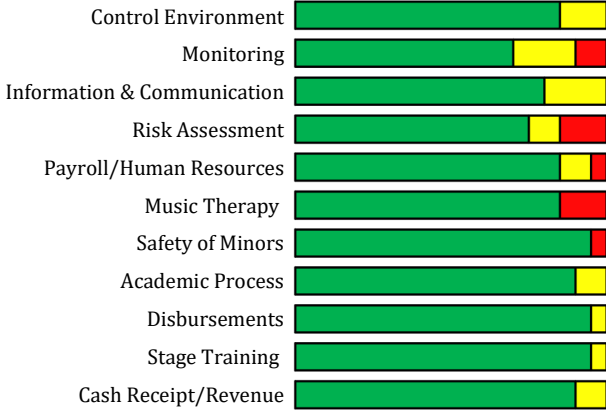


Department of Theatre Arts & Dance (March 2024)

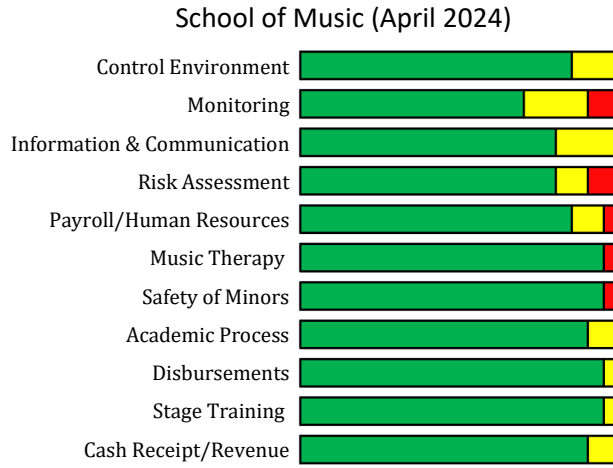


■ Adequate Control ■ Significant Control Issue(s) ■ Essential Control Issue(s)

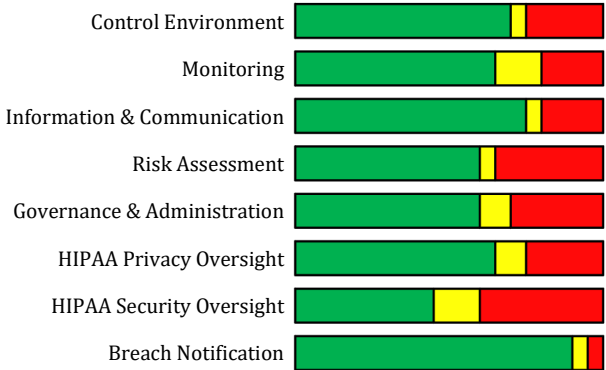
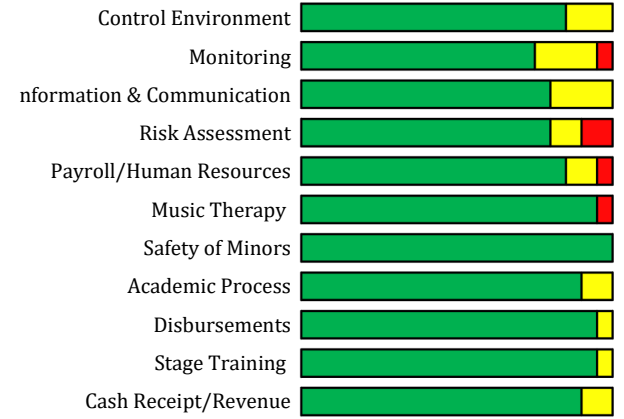
Original Report Evaluation



Previous Audit Period Evaluation

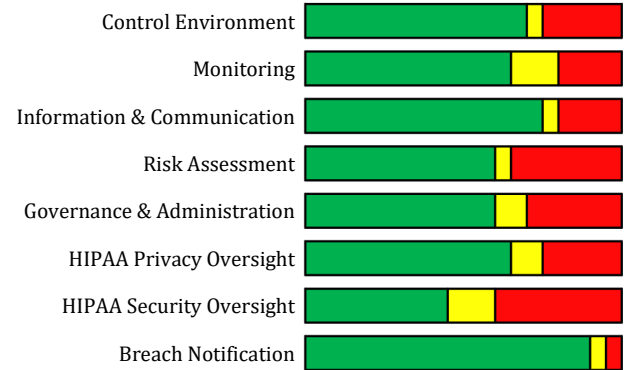


Current Audit Period Evaluation



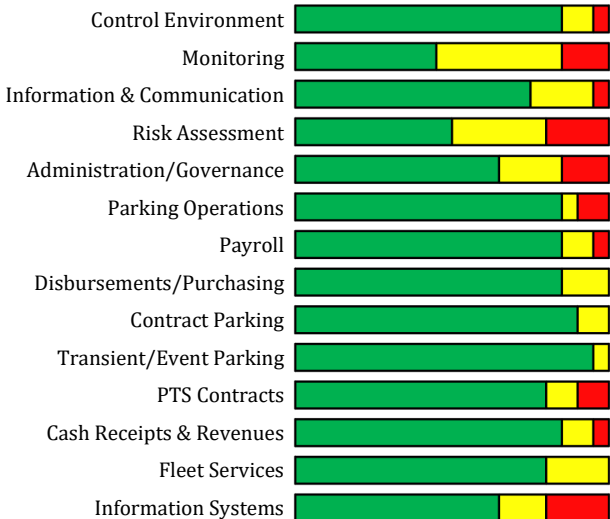
HIPAA Governance (July 2024)

NO PREVIOUS
CONTROL EVALUATION
CHART



■ Adequate Control ■ Significant Control Issue(s) ■ Essential Control Issue(s)

Original Report Evaluation

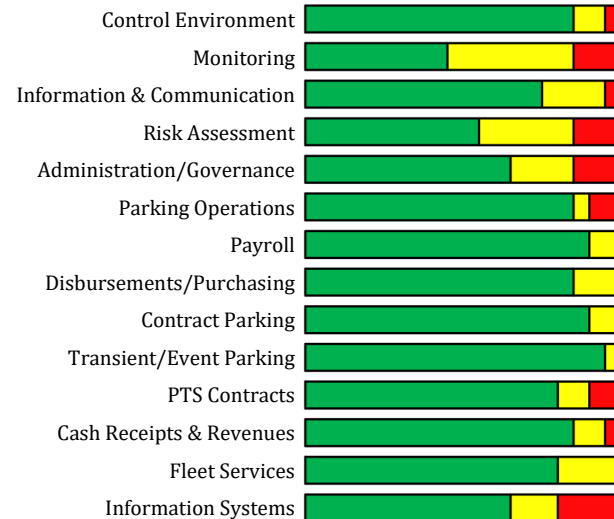


Previous Audit Period Evaluation

Parking and Transportation Services (August 2024)

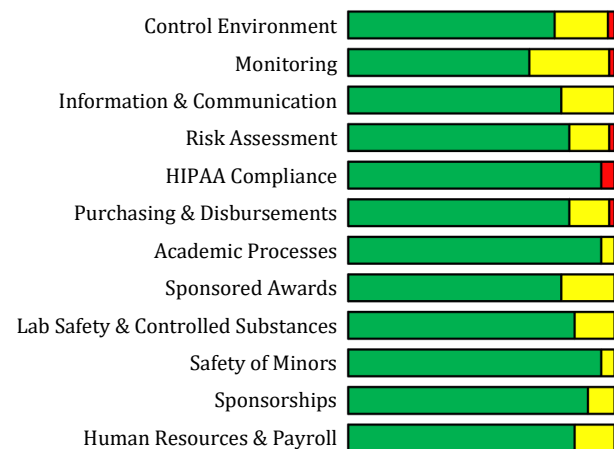
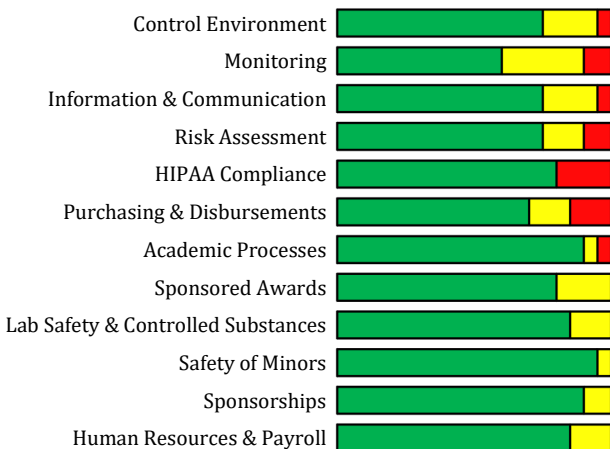
NO PREVIOUS
CONTROL EVALUATION
CHART

Current Audit Period Evaluation



Department of Biomedical Engineering (September 2024)

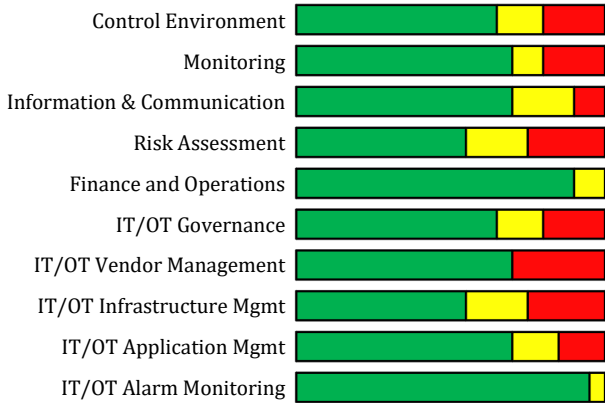
NO PREVIOUS
CONTROL EVALUATION
CHART



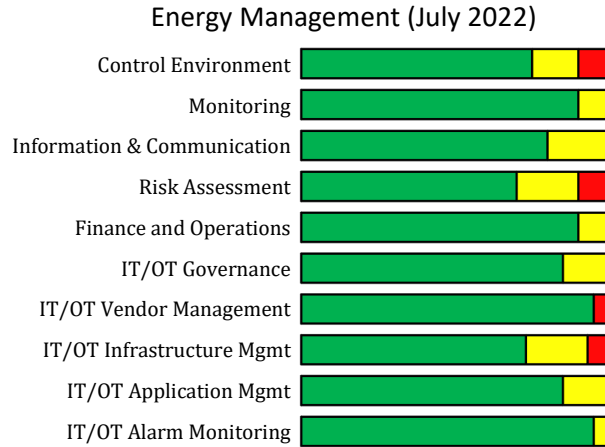
■ Adequate Control ■ Significant Control Issue(s) ■ Essential Control Issue(s)

Fully Implemented "Essential" Recommendations During the Past Audit Period

Original Report Evaluation



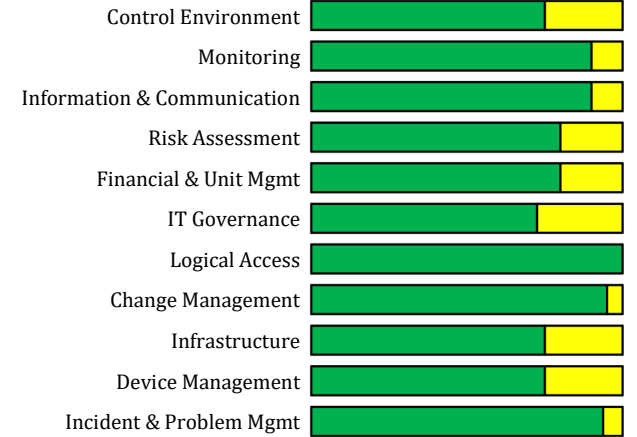
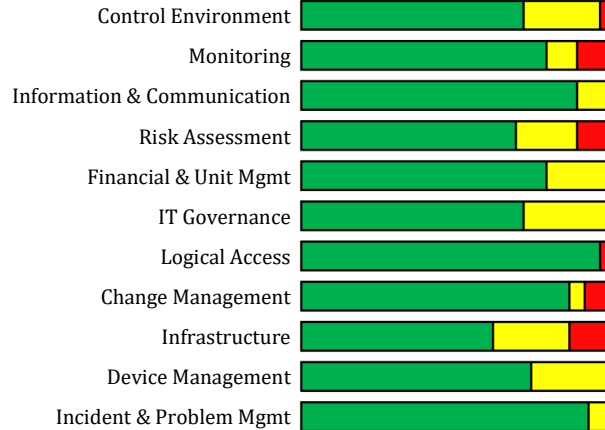
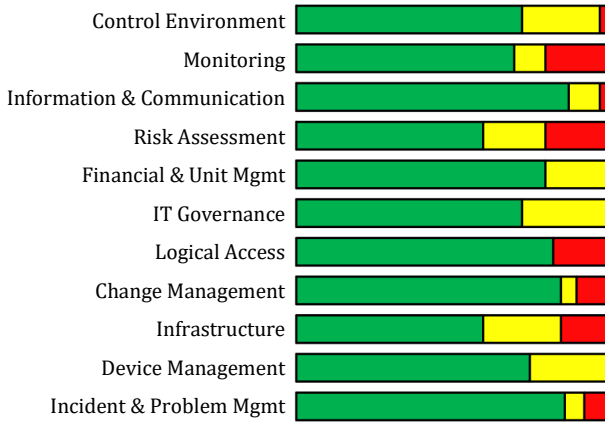
Previous Audit Period Evaluation



Current Audit Period Evaluation

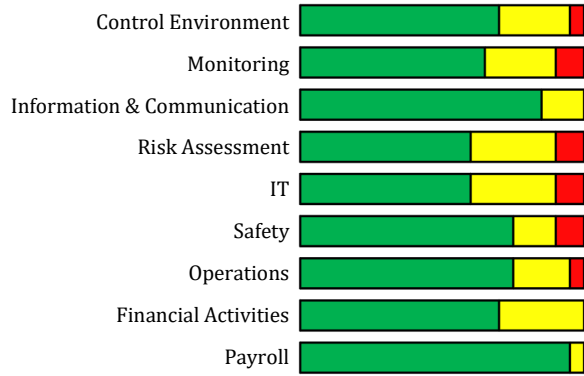


UMD Information Technology Systems and Services (February 2023)




■ Adequate Control
 ■ Significant Control Issue(s)
 ■ Essential Control Issue(s)


Original Report Evaluation





Previous Audit Period Evaluation



Current Audit Period Evaluation

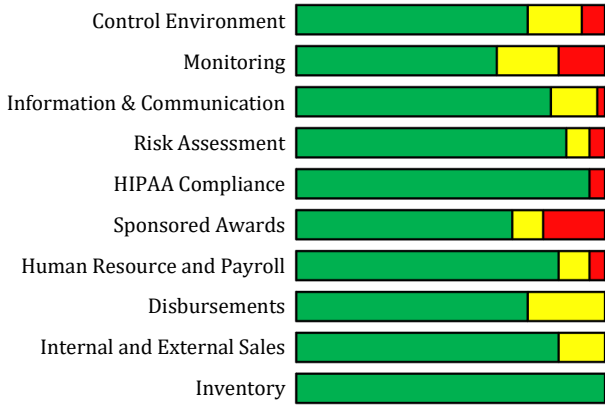


GLBA Compliance (January 2024)



■ Adequate Control ■ Significant Control Issue(s) ■ Essential Control Issue(s)

Original Report Evaluation



Previous Audit Period Evaluation

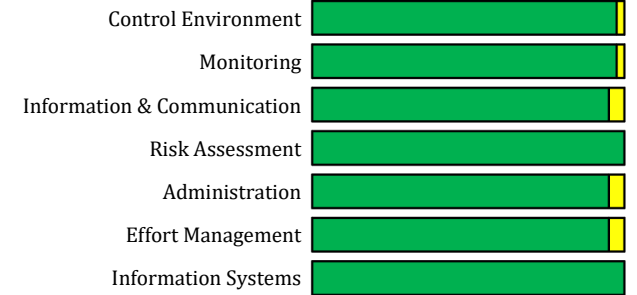
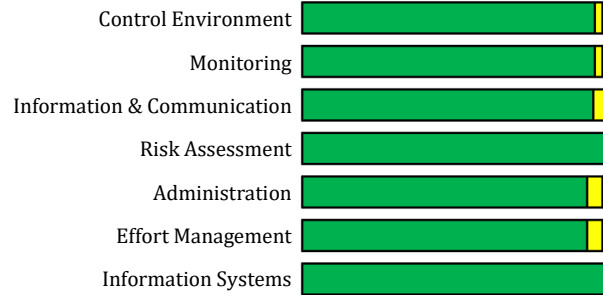
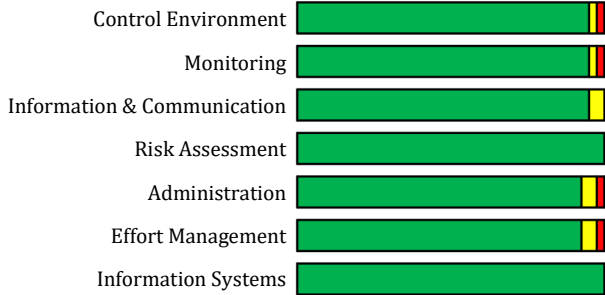
OACA Select Centers and Admin (March 2024)



Current Audit Period Evaluation




Effort Management (May 2024)



■ Adequate Control ■ Significant Control Issue(s) ■ Essential Control Issue(s)

Original Report Evaluation




Previous Audit Period Evaluation

UMD Office of the Registrar (September 2024)

NO PREVIOUS
CONTROL EVALUATION
CHART

Current Audit Period Evaluation



■ Adequate Control ■ Significant Control Issue(s) ■ Critical Control Issue(s)

Audit Activity Report

Scheduled Audits

Completed Audits Of:

- Men's & Women's Ice Hockey Compliance and Operations
- College of Education and Human Development
- Department of Neuroscience
- Environmental Sciences, Policy, and Management (ESPM)
- Firewall Management
- Center for Infectious Disease Research and Policy (CIDRAP)
- College of Pharmacy

Began/Continued Audits Of:

- Biosafety Level 3 Research Labs (BSL-3)
- Center for Urban and Regional Affairs
- Clinical and Translational Science Institute – IT Processes
- Cloud Computing
- College of Design
- Data Management
- Department of Electrical and Computer Engineering
- Minnesota Landscape Arboretum
- School of Public Health – Biostatistics
- UMD International Programs and Services
- University of Minnesota Morris

Investigations

- Performed investigative work on five issues in accordance with the University Policy on Reporting and Addressing Concerns of Misconduct.

Special Projects

- Provided advisory services related to University payroll exception testing.
- Provided technology advisory services in several areas including: identity and access management, data management, vendor management, logging and monitoring, and information security and compliance.
- Provided regular communications with the Office of the Legislative Auditor (OLA), to satisfy institutional and officer reporting requirements for the University of Minnesota for reporting the misuse of public resources and/or disclosure or use of non-public data without authorization as specified in Minnesota Stat. sec. 3.971.
- Quality Assurance Review (QAR) – In December 2024, the results of Internal Audit's QAR were presented to the Committee by the leader of the external review team. The QAR resulted in a rating of "Generally Conforms" with the Institute of Internal Audit (IIA) *Standards* and Code of Ethics, which is the highest assessment rating. While Internal Audit received a rating of "Generally Conforms," the QAR identified opportunities for improvement. We have since developed a comprehensive project plan to track our implementation of these opportunities for improvement as well as process updates needed to meet new IIA requirements and additional departmental goals/priorities. Key areas for the Committee's consideration will be presented at the May Committee meeting. The QAR

process is required by IIA standards to be completed once every five years. The previous QAR report was issued in January 2020 and also resulted in a rating of “Generally Conforms.”

Other Audit Activities

Collaborative Assessment Updates:

- The Committee was updated in June 2024 on the progress of the remediation efforts addressing the risks identified in the Identity and Access Management (IAM) Collaborative Assessment. Consistent with what was communicated with that presentation, Internal Audit will not provide another update until after the FY25 IAM audit confirms the status of sampled risk remediation efforts asserted by the administration.
- Discussions with the Office of Human Resources (OHR) continued regarding progress to address the recommendations from the Employee Visa and Immigration Support Collaborative Assessment issued in November 2021. None of the report recommendations were considered high risk and thus, are not being followed up on as part of our standard follow-up process. However, Internal Audit will continue to periodically meet with OHR to obtain status updates.

Participated in the following:

- Senior Leadership Team
- Select President Cabinet Meeting Presentations
- Policy Advisory Committee
- Executive Compliance Oversight Committee
- Institutional Conflict of Interest Committee
- University Consultative Team (UReport Reviewers)
- IT Leadership Committees
- HRPP Advisory Committee
- Research Integrity and Safety Collaborative
- Diversity Community of Practice
- University of Minnesota Foundation Audit Committee
- Metropolitan Council Audit Committee
- Association of College and University Auditors (ACUA) Committee on Athletics

Audit Reports Issued Since October 2024

Men's & Women's Ice Hockey Control Evaluation



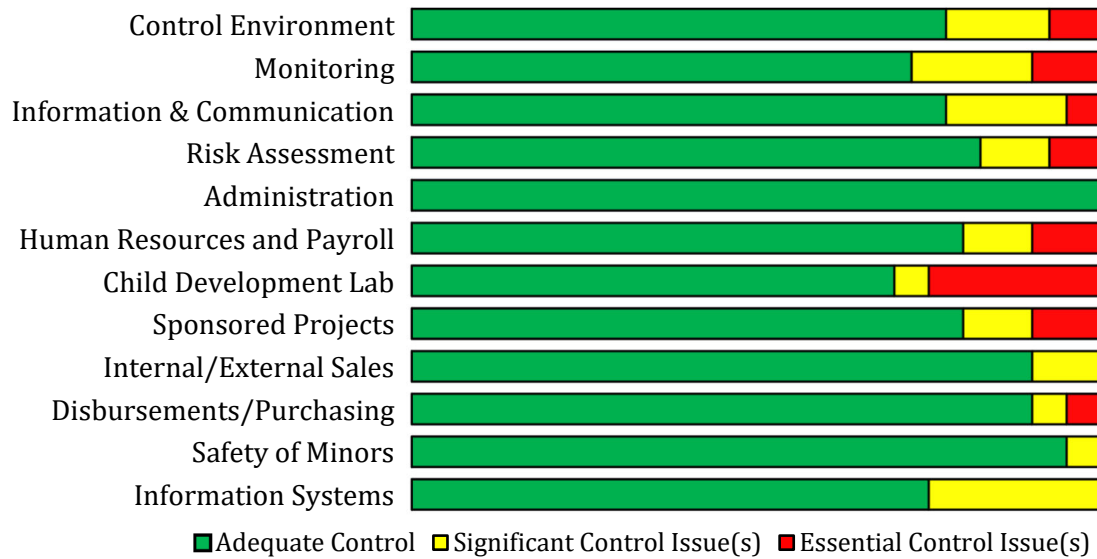
Report Number:	2507	Issue Date:	October 2024
# of Essential Recs:	1	Total # of Recs:	7
Overall Assessment:	Good	Adequacy of MAP:	Good

Each hockey program has approximately 50 student-athletes and four coaching staff in addition to operational staff. According to the University's FY2023 NCAA Financial Report, Men's Ice Hockey and Women's Ice Hockey programs had total operating revenues of \$5.76M and \$432K, and direct operating expenses of \$6.03M and \$3.12M, respectively.

The results of the audit work affirmed these sports and the Office of Athletic Compliance (OAC) have jointly developed a control environment that addresses most risks associated with compliance with NCAA rules and regulations as well as University operational and financial policies. Our student-athlete interviews and survey, and coaching staff interviews, identified overall positive reactions towards NCAA compliance with an emphasis on ethical behavior.

The audit resulted in one "essential" recommendation related to recruiting documentation's completeness and accuracy, and six significant recommendations related to items such as: income reporting for camps and clinics, and the timeliness and accuracy of time and practice logs. In addition, one issue related to the rates charged for athletic facility rentals for athletic camps, is broader than the hockey programs and should be reviewed by Athletics with the University's Real Estate office for all UMTC sports.

College of Education and Human Development Control Evaluation

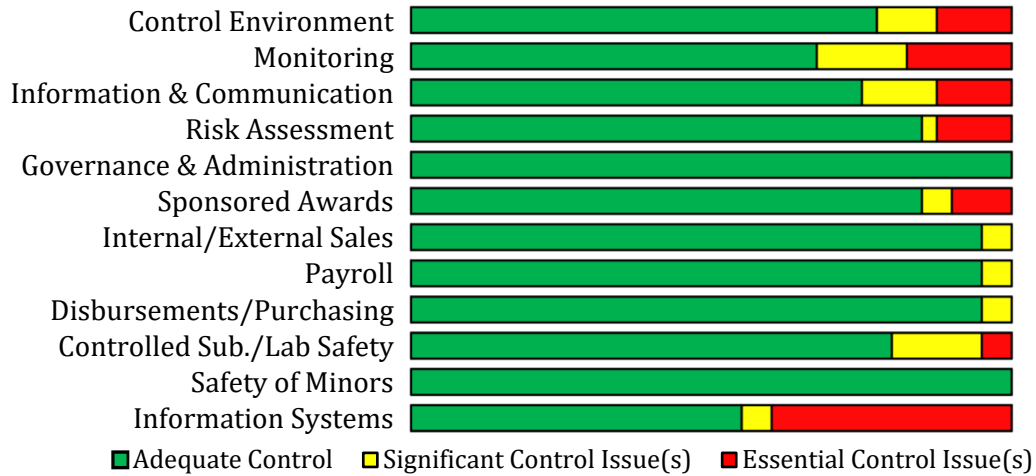


Report Number:	2508	Issue Date:	November 2024
# of Essential Recs:	6	Total # of Recs:	18
Overall Assessment:	Good	Adequacy of MAP:	Good

The College of Education and Human Development (CEHD) was formed in 2006 with the merger of the College of Education, the former General College, and two units from the former College of Human Ecology. CEHD has several departments, including: Curriculum and Instruction, Educational Psychology, Institute of Child Development, Organizational Leadership and Policy Developments, and the Schools of Kinesiology and Social Work. Since 2021, it has housed and subsidized (approximately \$795K per year) the Child Development Laboratory School (CDLS), which provides childcare for University employees and students as well as families throughout the Twin Cities community. CEHD has 2,315 undergraduate students and 1,738 graduate students.

Our audit affirmed CEHD has developed a control environment and a system of internal controls which address most major business, compliance and information technology risks. However, the audit identified six issues considered “essential” related to CDLS building access, onboarding I-9 and background check requirements, sponsored project management, and ensuring transportation vendors have adequate insurance and an OGC approved contract. The risk of greatest concern is CDLS building access, where we identified individuals who could access facilities where children are present who no longer required access. The level of non-compliance for I-9 and background checks is also high and could result in Federal non-compliance. In addition, twelve significant issues were identified related to strengthening control processes associated with financial processes, sponsored projects, disbursements and travel, human resources and payroll, safety of minors, and information systems.

Department of Neuroscience Control Evaluation



Report Number:	2509	Issue Date:	December 2024
# of Essential Recs:	11	Total # of Recs:	19
Overall Assessment*:	Good/ Needs Improvement	Adequacy of MAP:	Good

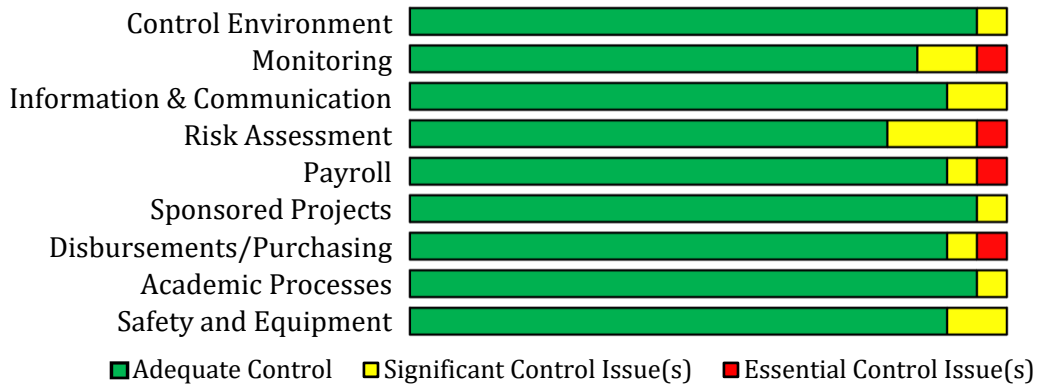
***Finance & Operations:** Good

Information Systems & Operational Technologies: Needs Improvement

Neuroscience, a department in the University’s Medical School, has both an undergraduate and graduate program in neuroscience with current enrollment of 385 and 71, respectively. Neuroscience researchers bring in over \$24M annually in external funding.

Our audit found Neuroscience’s finance and operational risks are well managed. However, Neuroscience IT is highly independent, electing to not leverage most IT services provided by the Office of Information Technology (OIT) and Health Sciences Technology (HST), and has insufficient governance and controls over IT risks. These risks are heightened given Neuroscience is part of the Health Care Component (HCC) and is required to comply with University and federal HIPAA requirements. The audit identified 11 issues rated as “essential” with 8 being IT related. The other “essential” issues involve securing forms used for distribution of controlled substances and ensuring expenses and effort on sponsored projects are allowable and accurate.

Environmental Sciences, Policy, Management Control Evaluation

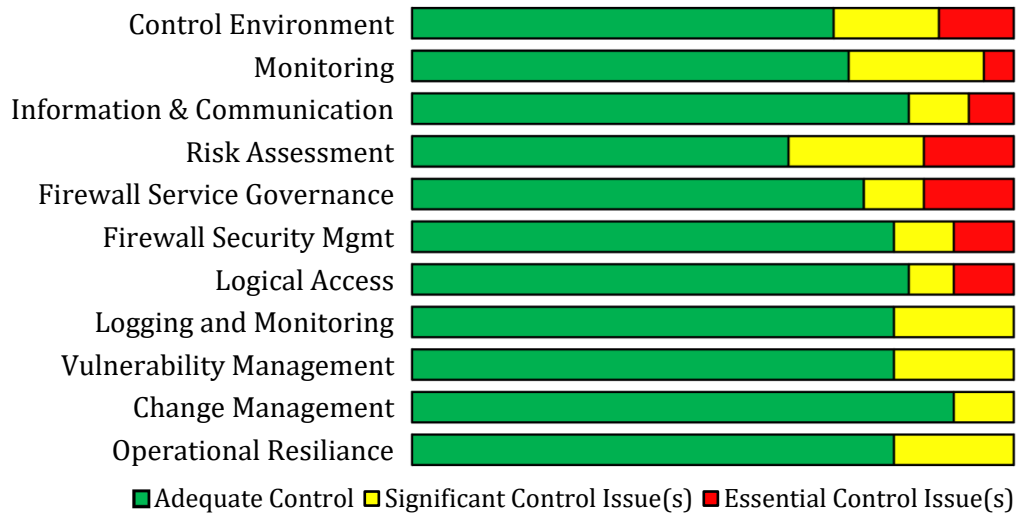


Report Number:	2510	Issue Date:	December 2024
# of Essential Recs:	2	Total # of Recs:	8
Overall Assessment:	Good	Adequacy of MAP:	Good

Environmental Sciences, Policy and Management (ESPM) supports the CFANS’ units of: Entomology; Fisheries, Wildlife and Conservation Biology (FWCB); Forest Resources (FR); Soil, Water and Climate (SWAC); Water Resources Center (WRC); Minnesota Invasive Terrestrial Plants and Pests Center (MITPPC); and Minnesota Aquatic Invasive Species Research Center (MAISRC). These seven units were audited together due to their extensive sharing of administrative and finance staff and processes. ESPM units have a combined revenue of \$34 million (including \$22 million in sponsored revenue) and \$42 million in expenses.

Our audit affirmed ESPM units have developed a control environment and a system of internal controls which address most major business and compliance risks. The audit identified two issues considered “essential” related to new employee hiring procedures and the use of a chartered bus service not reviewed by the Office of the General Counsel (OGC). Six other recommendations, rated significant, are intended to assist ESPM units in their efforts to improve: ongoing payroll oversight, management of disbursement and sponsored project processes; and documentation related to safety, equipment, admissions and scholarship processes.

Firewall Management Control Evaluation



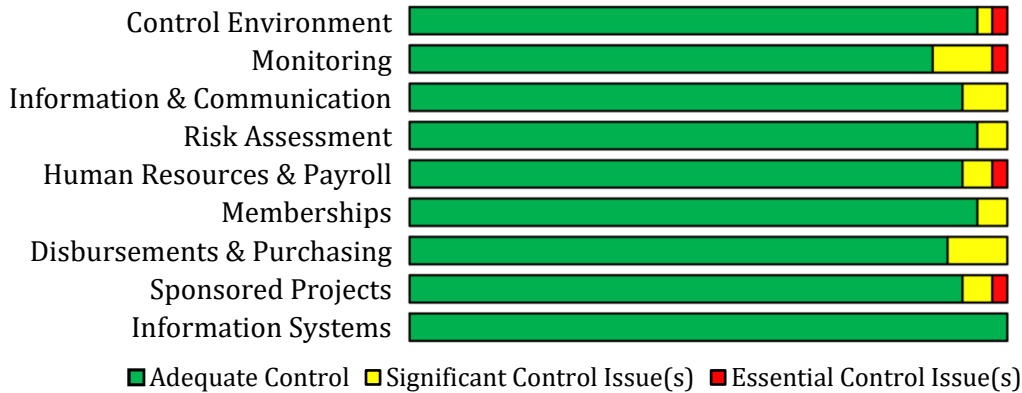
Report Number:	2511	Issue Date:	January 2025
# of Essential Recs:	7	Total # of Recs:	22
Overall Assessment:	Adequate	Adequacy of MAP:	Good

Firewalls serve as a critical security barrier, filtering and monitoring network traffic to prevent unauthorized access to systems and protect sensitive data. The firewall team within the Office of Information Technology (OIT) Network & Design owns, designs, and maintains network firewall services for the University. This service is available at no cost, but for some firewalls units share management with OIT or manage their own independently. At the time of the audit, there were 130 firewall administrators, 435 network domains with firewalls applied, and approximately 22,000 firewall rules between all firewalls in use. OIT is rolling out a new Firewall as a Service to take over additional management of firewall rules for units, but this is still in process.

Our audit found risks associated with firewalls are adequately managed, but controls should be improved. The University has established a solid foundation for firewall management and University firewall administrators demonstrate a commitment to safeguarding the University’s network and continual improvement. However, the large number of network firewalls in use and associated administrators, many protecting systems storing sensitive data, coupled with broader cybersecurity risks creates a high level of inherent risk that needs to be further addressed.

Please note, as the report is nonpublic, the Office of the General Counsel (OGC) has advised it should not be discussed in any detail at an open meeting of the Audit and Compliance Committee.

Center for Infectious Disease Research and Policy Control Evaluation

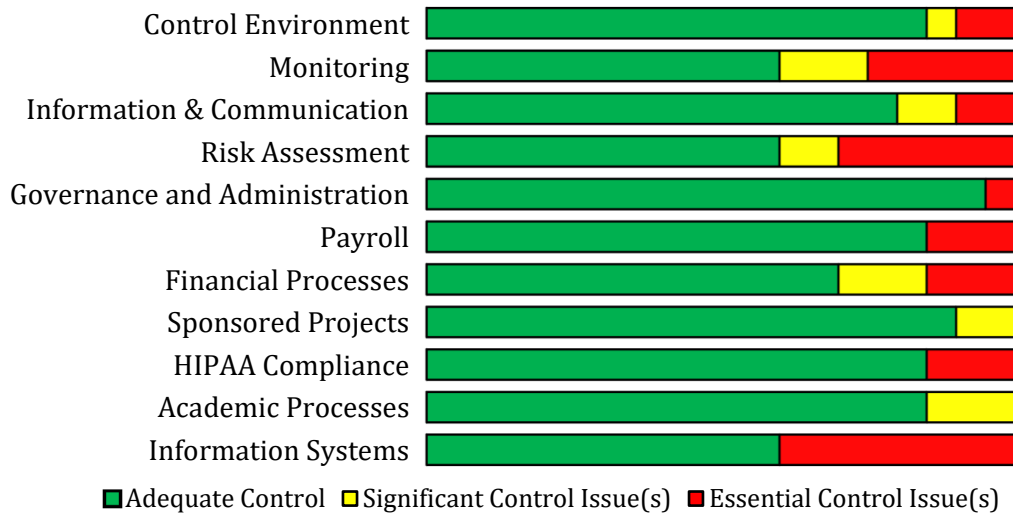


Report Number:	2512	Issue Date:	January 2025
# of Essential Recs:	1	Total # of Recs:	6
Overall Assessment:	Good	Adequacy of MAP:	Good

The Center for Infectious Disease Research and Policy (CIDRAP), led by Dr. Michael T. Osterholm, is part of the Research and Innovation Office. It was founded in 2001 and is a global leader in addressing public health preparedness and emerging infectious disease response. The Center is a vital resource in the dissemination of information related to infectious diseases and their website has seen a marked increase in traffic since the COVID-19 pandemic.

Our audit found CIDRAP’s major business and compliance risks are well managed. Only one issue was rated as “essential” related to the handling of some payroll and human resource processes as outstanding teaching awards were inappropriately applied to sponsored awards. Significant issues were also identified related to not establishing written membership agreements for the external sales of CIDRAP Leadership Forum (CLF), management of some disbursements and handling of some sponsored project transactions.

College of Pharmacy Control Evaluation



Report Number:	2513	Issue Date:	January 2025
# of Essential Recs:	7	Total # of Recs:	14
Overall Assessment:	Adequate	Adequacy of MAP:	Good

College of Pharmacy (CoP) is a college with locations on the Twin Cities and Duluth campuses. The CoP is made up of seven departments and two divisions, with the Medical Lab Sciences and Occupation Therapy departments being the most recently added. The total graduate/professional enrollment is 784 along with 73 undergrads within the CoP. The PharmD program is consistently recognized as one of the highest ranked programs in the nation. PharmD enrollment numbers are down in alignment with broader pharmacy trends, which has created financial constraints on CoP.

Our audit affirmed CoP has developed a control environment and a system of internal controls which address most major business and compliance risks. However, there are essential risks in several key areas reviewed, including administrative processes associated with onboarding new employees, HIPAA training and internal/external sales management. We also identified substantial gaps in oversight and administration of CoP technology. While CoP leverages the Office of Information Technology’s (OIT) Health Sciences Technology (HST) for some underlying infrastructure and device management, management of CoP’s many systems is decentralized throughout the college. There is no comprehensive list of systems or consistent IT management processes. Inherent IT risks are particularly high given the CoP is part of the Health Care Component (HCC) and is required to comply with all University and federal HIPAA requirements. CoP’s leadership is collaborating with OIT to realign the college’s IT roles and address these issues. In addition, seven significant issues were identified related to strengthening control processes associated with academic processes, handling of sponsorships, sponsored projects, and disbursements.

SNAP and Limited Transition Reviews

SNAP Reviews

SNAP reviews are highly focused reviews conducted on a single University process or activity. These reviews are designed to be completed quickly and often leverage data analytics to minimize unit disruptions. They are intended to provide prompt results to business process owners so that potential problems can be addressed prior to formal audit reviews.

The following is a summary of the SNAP review we conducted during this reporting period:

Cell Phone Expenses

This SNAP reviewed cell phone expenses over a one-year time frame to verify compliance with University of Minnesota's Business Expenses Administrative Policy.

Limited Transition Reviews

Limited transition reviews are narrowly scoped reviews of senior University leader transitions focused on financial or other arrangements implemented by the outgoing leader. This review is to aid in transparency for the new leader and to identify any areas which may warrant additional administration or audit attention. These reviews involve interviews with the former leader's core staff members and a limited review of financial and human resource records.

We completed the following Limited Transition Reviews this reporting period:

- Dean of the College of Continuing & Professional Studies
- Dean of the College of Pharmacy

Management Remediation Plans that Involve PEAK

The following table includes recommendations and risks identified in Internal Audit reports for which management stated would be resolved at least in part through the PEAK Initiative and these items' current status.

Audit	Report Date	Summary of the Issue	Management Response	Recommendation Rating	Status of Essential Recommendation	PEAK Service Area	PEAK Phase (of unit)	Current Status
Fiscal Year 2025								
In fiscal year 2025, to date there have been no recommendations and risks identified in Internal Audit reports for which management stated would be resolved at least in part through the PEAK Initiative.								
Fiscal Years 2022 - 2024								
All previously reported recommendations from fiscal years 2022-2024 for which management initially stated would be resolved at least in part through the PEAK Initiative were followed up on as part of the June 2024 reporting period and are now being resolved separate from PEAK.								