



Audit & Compliance Committee

February 2023

February 9, 2023

8:00 AM

Boardroom, McNamara Alumni Center

AUD - FEB 2023

1. External Auditor's Review of Completed Audit Work

Docket Item Summary - 3

NCAA Agreed Upon Procedures - Twin Cities - 4

Regentative Medicine Agreed Upon Procedures - 19

OHE Examination Report - Crookston Campus - 23

OHE Examination Report - Duluth Campus - 28

OHE Examination Report - Morris Campus - 33

OHE Examination Report - Twin Cities & Rochester Campuses - 38

Uniform Guidance Report of Federal Awards - 43

Presentation Materials - 133

2. External Audit Plan

Docket Item Summary - 143

Presentation Materials - 144

3. Enterprise Risk Management (ERM) Program Update

Docket Item Summary - 151

Presentation Materials - 152

4. Internal Audit Update

Docket Item Summary - 164

Internal Audit Update Report - 165



BOARD OF REGENTS DOCKET ITEM SUMMARY

Audit & Compliance

February 9, 2023

AGENDA ITEM: External Auditor’s Review of Completed Audit Work

Review **Review + Action** **Action** **Discussion**

This is a report required by Board policy.

PRESENTERS: Sue Paulson, Controller
Judi Dockendorf, Managing Director, Deloitte & Touche LLP
Nicole Hoium, Audit Manager, Deloitte & Touche LLP

PURPOSE & KEY POINTS

The purpose of this item is to provide the committee with a summary of the completed work by Deloitte, the University’s external auditor, since the December 2022 meeting. The presentation will provide an outline of the FY 2022 compliance audits and agreed upon procedures and reports in process or issued by Deloitte, which are available in the docket:

- Completed
 - National Collegiate Athletic Association Agreed-Upon Procedures for Twin Cities
 - Regenerative Medicine Agreed-Upon Procedures
 - Minnesota Office of Higher Education Financial Aid Programs Examination for Twin Cities, Rochester, Duluth, Crookston and Morris campuses
 - OMB Uniform Grant Guidance Federal Compliance Audit
- In process
 - Retirement Plans Agreed-Upon Procedures

BACKGROUND INFORMATION

The Audit & Compliance Committee oversees external audit engagements on behalf of the Board.

INDEPENDENT ACCOUNTANT'S REPORT

Board of Regents and
Athletic Director Mark Coyle
University of Minnesota
Minneapolis, Minnesota

We have performed the procedures enumerated below to assist the University of Minnesota Athletics Department (the "University") in evaluating whether the accompanying Statement of Revenues and Expenses and the related notes (the "Statement") are in compliance with the National Collegiate Athletic Association (NCAA) Bylaw 3.2.4.17 and FY2022 Financial Agreed-Upon Procedures dated March 10, 2022 ("NCAA Bylaw 3.2.4.17") for the year ended June 30, 2022 ("the subject matter"). The University is responsible for the subject matter.

The University has agreed to and acknowledged that the procedures performed are appropriate to meet the intended purpose of assisting the specified parties in evaluating the subject matter. The procedures performed are specified in NCAA Bylaw 3.2.4.17.

We make no representation regarding the appropriateness of the procedures either for the purpose for which our report has been requested or for any other purpose. Accordingly, this report may not be suitable for either the purpose of which this report has been requested or for any other purpose. The procedures performed may not address all the items of interest to a user of this report and may not meet the needs of all users of this report and, as such, users are responsible for determining whether the procedures performed are appropriate for their purposes.

For the following agreed-upon procedures, if a specific category was less than 4.0% of total revenues or expenses, no procedures were performed for the specific category. Any differences are noted as findings.

The procedures and associated findings are as follows:

Agreed-Upon Procedures Related to the Statement of Revenues and Expenses

- We obtained Statement for the year ended June 30, 2022, as prepared by management, and included in Exhibit A to this report.
- We recalculated the total dollar amounts on the Statement and compared the amounts on each line on the Statement to the corresponding amounts on the reconciliation prepared by management between the University's general ledger and the amounts on the Statement, noting no exceptions.
- We compared the dollar amounts on management's reconciliation to the University's general ledger and recalculated the total presented in the Statement, noting no exceptions.
- We compared current year recorded revenue and expense amounts over 10% of the total prior year revenue or expense amounts, respectively, to prior year recorded amounts and current year budgeted

amounts obtained from the University recorded in the Statement and general ledger. We obtained explanations from management for any variances in excess of 10% in revenue and expense amounts.

Agreed-Upon Procedures Related to Revenues

- We compared and agreed each operating revenue category reported in the Statement during the year ended June 30, 2022, to supporting schedules provided by management, noting no exceptions.
- We haphazardly selected 13 operating revenue transactions from the operating revenue supporting schedules provided by management and compared and agreed the date, name, dollar amount, and description to supporting documentation, noting no exceptions.
- We compared tickets sold during the year ended June 30, 2022, complimentary tickets provided during the year ended June 30, 2022, and unsold tickets to the related revenue reported by the University in the Statement and the related attendance figures and recalculated totals, noting no exceptions.
- We inquired of University management as to whether the University received student fee revenue during the year ended June 30, 2022, noting that it did not; no further procedures were performed.
- We inquired of University management as to whether the University received direct state or other governmental support during the year ended June 30, 2022, noting that it did not; no further procedures were performed.
- We recalculated the total direct institutional support recorded by the University during the year ended June 30, 2022, noting the total direct institutional support received was less than 4% of total revenues; no further procedures were performed.
- We inquired of University management as to whether the Athletics Department incurred transfers back to the University during the year ended June 30, 2022, noting that it did not; no further procedures were performed.
- We recalculated the total indirect institutional support recorded by the University during the year ended June 30, 2022 and compared with expense payments, cost allocation and other corroborative supporting documentation, noting no exceptions.
- We recalculated total guarantees during the year ended June 30, 2022, noting the revenues derived from guaranteed contests was less than 4% of total revenues; no further procedures were performed.
- We recalculated total contributions during the year ended June 30, 2022 and compared to the related revenue reported by the University in the Statement. We inquired of University management as to whether the University received contributions of money, goods, or services directly by an intercollegiate athletics program from any affiliated or outside organization, agency, or group of individuals not included above that constituted 10% or more in aggregate of all contributions received for intercollegiate athletics during the year ended June 30, 2022, noting there were none; no further procedures were performed.
- We recalculated the total amount of in-kind donations during the year ended June 30, 2022, noting the in-kind donations were less than 4% of total revenues; no further procedures were performed.

- We inquired of University management as to whether any employees of the University received compensation and benefits provided by a third party during the year ended June 30, 2022, noting that none did; no further procedures were performed.
- We obtained and inspected agreements related to the University's total media (broadcast, television, radio) rights received by the University through its conference offices during the year ended June 30, 2022. We compared and agreed related revenues to a summary statement of all media rights identified, the University's general ledger and recalculated totals, noting no exceptions.
- We recalculated the total amount of NCAA distributions revenue and expense during the year ended June 30, 2022, noting NCAA distributions were less than 4% of total revenue; no further procedures were performed.
- We recalculated the University's total conference distributions and participation in revenues from tournaments during the year ended June 30, 2022, noting conference distributions were less than 4% of total revenues; no further procedures were performed.
- We recalculated the total of program sales, concessions, novelty sales, and parking during the year ended June 30, 2022, noting these were less than 4% of total revenues; no further procedures were performed.
- We obtained and inspected agreements related to the University's participation in revenues from royalties, licensing, advertisements, and sponsorships during the year ended June 30, 2022 for the relevant terms and conditions. We compared and agreed the related revenues to the University's general ledger and the Statement, and recalculated totals, noting no exceptions.
- We inquired of University management as to whether the University received sports camp revenues during the year ended June 30, 2022, noting that sports camps at the University are independently owned and are not operated by the University; no further procedures were performed.
- We recalculated the total athletics restricted endowment and investment income during the year ended June 30, 2022, noting endowment and investment income were less than 4% of total revenues; no further procedures were performed.
- We recalculated the total other operating revenues during the year ended June 30, 2022, noting other operating revenues were less than 4% of total revenues; no further procedures were performed.
- We obtained and inspected agreements related to the University's revenues from post-season football bowl participation during the year ended June 30, 2022 for the relevant terms and conditions. We compared and agreed the related revenues to the University's general ledger and the Statement and recalculated totals, noting no exceptions.

Agreed-Upon Procedures Related to Expenses

- We compared and agreed each operating expense category reported in the Statement during the year ended June 30, 2022, to supporting schedules provided by management, noting no exceptions.
- We haphazardly selected 12 operating expense transactions from the operating expense supporting schedules provided by management and compared and agreed the date, name, dollar amount, and description to supporting documentation, noting no exceptions.
- We selected a haphazard sample of 40 students from the listing of institutional student aid recipients during the year ended June 30, 2022. We obtained student account detail for each student selected and compared total aid to the student's detail in either the NCAA's Compliance Assistant software or entered directly into the NCAA Membership Financial Reporting System.

One of the selected student aid recipients did not have detail within the NCAA's Compliance Assistance software as the student was part of men's gymnastics, which is a discontinued sport. The athletic grants for discontinued sports are still being honored by the University. As men's gymnastics is no longer a sponsored sport, the data related to athletic student aid was not required to be captured by the University in the NCAA's Compliance Assistance software. No further procedures were performed for the selected student.

For all other selections, we performed the following procedures for each selected student's detail reported in either the NCAA's Compliance Assistant software or entered directly into the NCAA Membership Financial Reporting System:

- Recalculated the full-time equivalency value for each selected student-athlete in all sports.
- Recalculated Grants-in-aid and inspected that the full grant amount was entered into the NCAA Compliance Assistant software or NCAA Membership Financial Reporting System as a full year of tuition (not by semester or quarter).
- Recalculated Grants-in aid revenue distribution equivalencies in accordance and agreed that only eligible expenses per NCAA Bylaw 20.02.7 are included.

The calculated grants-in aid revenue distribution equivalency value for one of the students selected from the Women's Hockey team was incorrect. The Athletics Department indicated the student's revenue distribution equivalency was 0.69, when the calculated equivalency was 0.68 based on the underlying athletic aid and full grant amounts. The Athletics Department updated Compliance Assistant in December 2022 to correct this variance and provided an updated report to us. After this update the Women's Hockey team is still within their maximum equivalency limit.

- Inspected that each student athlete selected was only counted once, regardless of multiple sport participation and did not have a revenue distribution equivalency greater than 1.00.
- If a selected student received a Pell Grant, we inspected support that the value of Pell Grants received by the student was not included in the calculation of equivalencies or the total dollar amount of student athletic aid expense for the institution.

- If a selected student received a Pell Grant, we traced the student's grant to the Pell Grants reported for Revenue Distribution purposes in the NCAA Membership Financial Reporting System.

No other exceptions were noted in the above procedures.

- We recalculated the total amount of guarantees expenses during the year ended June 30, 2022, noting the guarantees expenses were less than 4% of total expenses; no further procedures were performed.
- We obtained and inspected a listing of coaches employed by the University during the year ended June 30, 2022 and selected five coaches' contracts that included football, and men's and women's basketball from the listing. We compared and agreed the financial terms and conditions of each selection to the related coaching salaries, benefits, and bonuses recorded by the University in the Statement during the year ended June 30, 2022. We obtained and inspected payroll summary registers for the year ended June 30, 2022 for each selection. We compared and agreed payroll summary registers for the year ended June 30, 2022 to the related coaching salaries, benefits, and bonuses paid by the University to the expense recorded by the University in the Statement for the year ended June 30, 2022. We compared and agreed the totals recorded to the employment contracts executed for the sample selected and recalculated totals. No exceptions were noted as a result of our procedures.
- We inquired of University management as to whether any coaches were employed by third parties during the year ended June 30, 2022, noting there were none; no further procedures were performed.
- We selected five support staff/administrative personnel employed by the University during the year ended June 30, 2022. We obtained and inspected the payroll summary register for the year ended June 30, 2022 for each selection. We compared and agreed payroll summary registers for the year ended June 30, 2022 to the related support staff/administrative salaries, benefits, and bonuses paid by the University to the expense recorded by the University in the Statement during the year ended June 30, 2022, and recalculated the totals, noting no exceptions.
- We inquired of University management as to whether any support staff/administrative personnel were employed by third parties during the year ended June 30, 2022, noting there were none; no further procedures were performed.
- We recalculated the total amount of the University's severance payments during the year ended June 30, 2022, noting the severance payments were less than 4% of total expenses; no further procedures were performed.
- We recalculated the total amount of the University's recruiting expenses during the year ended June 30, 2022, noting the recruiting expenses were less than 4% of total expenses; no further procedures were performed.
- We obtained documentation of the University's team travel policies and compared and agreed to existing University and NCAA related policies. We obtained general ledger detail for the year ended June 30, 2022, compared to the total expenses reported in the Statement, and recalculated totals, noting no exceptions.
- We recalculated the total amount of the University's equipment, uniforms, and supplies expenses during the year ended June 30, 2022, noting the equipment, uniforms, and supplies expenses were less than 4% of total expenses; no further procedures were performed.

- We recalculated the total amount of the University's game expenses during the year ended June 30, 2022, noting the game expenses were less than 4% of total expenses; no further procedures were performed.
- We recalculated the total amount of the University's fundraising, marketing, and promotion expenses during the year ended June 30, 2022, noting the fundraising, marketing, and promotion expenses were less than 4% of total expenses; no further procedures were performed.
- We inquired of University management as to whether the University had any sports camp expenses during the year ended June 30, 2022, noting that sports camps at the University are independently owned and are not operated by the University; no further procedures were performed.
- We recalculated the total amount of the University's spirit group expenses during the year ended June 30, 2022, noting the spirit group expenses were less than 4% of total expenses; no further procedures were performed.
- We obtained a listing of debt service schedules, lease payments, and rental fees for athletics facilities during the year ended June 30, 2022. We selected and compared five facility payments including the top two highest facility payments to additional supporting documentation. We compared the amounts recorded to the amounts listed in the general ledger detail and recalculated totals, noting no exceptions.
- We obtained general ledger detail of direct overhead and administrative expenses during the year ended June 30, 2022. We made five selections of transactions, agreed them to supporting documentation, and recalculated totals, noting no exceptions.
- We recalculated the total amount of medical expenses and medical insurance during the year ended June 30, 2022, noting the medical expenses and medical insurance were less than 4% of total expenses; no further procedures were performed.
- We recalculated the total amount of the University's membership and dues expenses during the year ended June 30, 2022, noting the membership and dues expenses were less than 4% of total expenses; no further procedures were performed.
- We recalculated the total amount of the University's other operating expenses and transfers during the year ended June 30, 2022, noting the other operating expenses and transfers were less than 4% of total expenses; no further procedures were performed.
- We recalculated the total amount of the University's student-athlete meals (non-travel) expenses during the year ended June 30, 2022, noting the student-athlete meals (non-travel) expenses were less than 4% of total expenses; no further procedures were performed.
- We recalculated the total amount of the University's football bowl expenses during the year ended June 30, 2022, noting the football bowl expenses were less than 4% of total expenses; no further procedures were performed.

Agreed-Up on Procedures for Division I Financial Reporting

- We compared and agreed the sports sponsored reported in the NCAA Membership Financial Reporting System to the Calculation of Revenue Distribution Equivalencies per the squad lists of the University, noting no exceptions.

- We compared grants-in-aid revenue distribution equivalencies for the year ended June 30, 2022 to grants-in-aid revenue distribution equivalencies for the year ended June 30, 2021 per the NCAA Membership Financial Reporting System, noting no variance greater than +/- 4%; no further procedures were performed.
- We obtained the University's Sports Sponsorship and Demographics Forms submitted to the NCAA for the year ended June 30, 2022 and compared that the countable NCAA sports reported by the University met the minimum requirements set forth in NCAA Bylaw 20.9.6.3 for the number of contests and the number of participants in each contest that is counted toward meeting the minimum-contest requirement, noting no exceptions.
- We agreed the NCAA countable sports reported by the University for revenue distribution purposes within the NCAA Membership Financial Reporting System, noting no exceptions.
- We compared the number of sports sponsored for the year ended June 30, 2022 to the reported total of sports sponsored for the year ended June 30, 2021 per the Membership Financial Report Submission, noting no variances; no further procedures were performed.
- We agreed the total number of Division I student-athletes who, during the academic year, received a Pell Grant award and the total value of these Pell Grants reported in the NCAA Membership Financial Reporting System to a report of all student-athlete Pell Grants generated out of the University's financial aid records, noting no exceptions.
- We compared Pell Grants for the year ended June 30, 2022 to Pell Grants for the year ended June 30, 2021 reported in the NCAA Membership Financial Reporting System, noting no variance greater than +/- 20 Pell Grants; no further procedures were performed.

Agreed-Upon Procedures for Other Reporting Items

- We inquired of University management as to whether there were any Excess Transfers to Institution or Conference Realignment Expenses during the year ended June 30, 2022, noting there were none; no further procedures were performed.
- We obtained repayment schedules for all outstanding intercollegiate athletics debt as of June 30, 2022 and recalculated annual maturities provided in the schedules obtained. We agreed the total annual maturities and total outstanding intercollegiate athletic related debt to supporting documentation and the University's general ledger, noting no exceptions.
- We agreed the total outstanding institutional debt as of June 30, 2022 to supporting documentation and the University of Minnesota's audited financial statements, or the University's general ledger, noting no exceptions.
- We inquired of University management as to whether there were athletics dedicated endowments as of June 30, 2022 maintained by the University of Minnesota Athletics Department, the institution and affiliated organizations, noting that the Statement does not present any fund or net asset balances; no further procedures were performed.

- We obtained a schedule of athletics related capital expenditures during the year ended June 30, 2022 and general ledger detail of capital expenditures and compared to the total expenditures report, noting no exceptions. We haphazardly selected five transactions, compared to supporting documentation and recalculated totals, noting no exceptions.

Agreed-Upon Procedures for Affiliated and Outside Organizations

- We obtained the list of all affiliated and outside organizations that contributed funds to the University of Minnesota's Athletics Department, a summary of which is included as Exhibit D.
- We obtained the related statements of contributions for the year ended June 30, 2022, from the officers of the affiliated and outside organizations via confirmation directly with the affiliated and outside organizations, noting no exceptions.
- We agreed the dollar amount of contributions received from the affiliated and outside organizations to the general ledger of the University, noting no exceptions.
- We directly confirmed cash balances recorded as of June 30, 2022 by the affiliated and outside organization and inspected the related year-end bank reconciliations, noting no exceptions.

We were engaged by the University to perform this agreed-upon procedures engagement and conducted our engagement in accordance with attestation standards established by the American Institute of Certified Public Accountants. We were not engaged to and did not conduct an examination or review engagement, the objective of which would be the expression of an opinion or conclusion, respectively, on the subject matter. Accordingly, we do not express such an opinion or conclusion. Had we performed additional procedures, other matters might have come to our attention that would have been reported to you.

We are required to be independent of the University and to meet our other ethical responsibilities, in accordance with the relevant ethical requirements related to our agreed-upon procedures engagement.

This report is intended solely for the information and use of the University of Minnesota Athletics Department, the Board of Regents and management of the University, and authorized representatives of the NCAA, and is not intended to be, and should not be, used by anyone other than these specified parties.

Deloitte & Touche LLP

December 22, 2022

UNIVERSITY OF MINNESOTA—MINNEAPOLIS, MINNESOTA
University of Minnesota Athletics Department—National Collegiate
Athletic Association

STATEMENT OF REVENUES AND EXPENSES
FOR THE YEAR ENDED JUNE 30, 2022

	Football	Men's Basketball	Other Men's Sports	Women's Basketball	Women's Sports	Nonprogram Specific	Adjustments	Total
REVENUES:								
Ticket sales	\$12,350,833	\$ 2,569,541	\$ 2,978,965	\$ 333,634	\$ 1,019,563	\$ -	\$ -	\$ 19,252,536
Direct state or other government support								-
Student fees								-
Direct institutional support						2,488,433		2,488,433
Less-transfers to institution								-
Indirect institutional support						5,277,357		5,277,357
Indirect institutional support-athletic facilities, debt service, lease, and facilities, debt service, lease, and								220,942
Guarantees	450,000		5,000		220,942			460,000
Contributions	12,018,187	3,139,303	2,196,103	309,625	1,128,447	5,565,187		24,356,852
In-kind	25,260							25,260
Compensation and benefits provided by a third party								-
Media rights	37,590,891	9,397,723				70,425		47,059,039
NCAA distributions		1,875,733	75,000		192,710	2,702,197		4,845,640
Conference distributions (nonmedia and nonbowl)	455,656	684,897	323,379			231,268		1,695,200
Conference distributions (bowl)	7,272,697							7,272,697
Program, novelty, parking, and concession sales	71,890					3,532,950		3,604,840
Royalties, licensing, advertisements, and sponsorships			77,650		91,944	10,637,852		10,807,446
Sports camp revenues								-
Athletics-restricted endowment and investments income						1,519,799		1,519,799
Other operating revenue	50,500		37,095		40,139	3,689,857		3,817,591
Bowl revenues	<u>2,494,640</u>							<u>2,494,640</u>
Total revenues	<u>72,780,554</u>	<u>17,667,197</u>	<u>5,693,192</u>	<u>643,259</u>	<u>2,698,745</u>	<u>35,715,325</u>	<u>-</u>	<u>135,198,272</u>

(Continued)

UNIVERSITY OF MINNESOTA—MINNEAPOLIS, MINNESOTA
University of Minnesota Athletics Department—National Collegiate
Athletic Association

STATEMENT OF REVENUES AND EXPENSES
FOR THE YEAR ENDED JUNE 30, 2022

	Football	Men's Basketball	Other Men's Sports	Women's Basketball	Women's Sports	Nonprogram Specific	Adjustments	Total
EXPENSES:								
Athletic student aid	\$ 4,586,456	\$ 595,989	\$ 2,932,577	\$ 853,340	\$ 6,344,019	\$ 50,875	\$ -	\$ 15,363,256
Guarantees	2,950,000	448,000	119,212	90,531	16,064			3,623,807
Coaches salaries, benefits, and bonuses paid by the university and related entities	12,715,058	3,818,699	3,368,730	1,426,627	4,658,743	21,453		26,009,310
Support staff/administrative salaries, benefits, and bonuses paid by the university and related entities	3,428,974	312,179	277,148	279,632	538,550	15,976,076		20,812,559
Severance payments	37,477		78,518					115,995
Recruiting	1,127,389	405,033	168,546	125,617	351,029			2,177,614
Team travel	1,153,676	886,572	1,782,871	797,864	2,717,994			7,338,977
Sports equipment, uniforms, and supplies	1,169,977	191,182	642,325	173,326	964,842	104,725		3,246,377
Game expenses	2,173,666	333,833	794,519	261,176	289,311	526,420		4,378,925
Fundraising, marketing, and promotion	171,077	85,542	54,831	29,282	23,058	947,280		1,311,070
Spirit groups	38,475	12,680	22,352	16,062	3,420	854,700		947,689
Athletic facilities debt service, lease, and rental fees	1,949,544		1,286,594		1,152,995	6,930,914		11,320,047
Direct overhead and administrative expenses	4,063,956	501,290	1,517,427	440,082	1,846,858	7,901,077		16,270,690
Indirect institutional support						5,277,357		5,277,357
Medical expenses and insurance						1,822,278		1,822,278
Memberships and dues	3,980	365	2,602	1,055	5,855	183,436		197,293
Student athlete meals	1,408,885	175,357	320,440	53,826	315,423	1,202,992		3,476,923
Other operating expenses	1,348,013	346,782	469,972	114,216	277,890	1,615,991		4,172,864
Bowl expenses	2,422,432							2,422,432
Total expenses	40,749,035	8,113,503	13,838,664	4,662,636	19,506,051	43,415,574	-	130,285,463
NET SURPLUS/(DEFICIT)*	\$ 32,031,519	\$ 9,553,694	\$ (8,145,472)	\$ (4,019,377)	\$ (16,807,306)	\$ (7,700,249)	\$ -	\$ 4,912,809

*Net Surplus/(Deficit) per the Statement of Revenues and Expenses herein will not agree to the University's Operating Budget results due to differences in accounting in compliance with NCAA Bylaw 3.2.4.17 versus the University's internal budgeting purposes

See notes to statement of revenues and expenses.

(Concluded)

UNIVERSITY OF MINNESOTA—MINNEAPOLIS, MINNESOTA
University of Minnesota Athletics Department-National Collegiate
Athletic Association

NOTES TO THE STATEMENT OF REVENUES AND EXPENSES
FOR THE YEAR ENDED JUNE 30, 2022

The information on operating and gift-related revenues and operating expenses is presented in accordance with the principles stated in the NCAA Agreed-Upon Procedures manual dated March 10, 2022, which contained policies and procedures related to the administration of NCAA Bylaw 3.2.4.17.

Revenue Recognition—The amounts in the Statement were obtained from the University’s general ledger, which is maintained on an accrual basis. The University prepared the Statement using the basic accounting and revenue recognition principles set forth in the American Institute of Certified Public Accountants Audit and Accounting Guide entitled “Not-for-Profit Organizations” (the “NFP Audit Guide”) and in the National Association of College and University Business Officers publication entitled “College and University Business Administration,” and revenue is presented on an accrual basis. The Statement presents a net surplus (deficit), but does not present any fund or net asset balances. In addition, changes in loan, endowment, or plant funds related to intercollegiate athletics are not included in the Statement.

The University records depreciation on physical plant and equipment; however, depreciation is not part of the Statement. Revenues include all unrestricted and restricted resources earned during the year to the extent that such funds were expended for current operating purposes. Ticket sales are recorded as revenue during the year in which the related event is scheduled. Revenues related to events scheduled subsequent to year-end are deferred.

Contributions—Contribution revenue included in the Statement represents contributions given to the University based on the donor’s instructions. There were no individual contributions in excess of 10% of all contributions received for the University for the year ended June 30, 2022.

Gifts—Revenues include amounts received directly from individuals, corporations, associations, foundations, clubs, or other organizations that are designated or restricted by the donor for the operations of the athletics program.

Investment and Endowment Income—Revenues include unrestricted and restricted investment and endowment income to the extent expended for operations of intercollegiate athletics.

Revenue Allocations—Revenues include subsidies from the University of Minnesota. These amounts are allocated by the University’s management.

Capitalized Assets—Land, buildings, and other property are recorded at cost, if purchased or constructed, or at market value on the date of gift, if received by gift or bequest.

Expenses—Expenses included in the Statement are presented on a cash basis.

UNIVERSITY OF MINNESOTA—MINNEAPOLIS, MINNESOTA
University of Minnesota Athletics Department—National Collegiate
Athletic Association

CAPITAL ASSET ACTIVITY
AS OF AND FOR THE YEAR ENDED JUNE 30, 2022

	Balance at June 30, 2021	Additions	Disposals	Transfers	Balance at June 30, 2022
GROSS BUILDING:					
Robbie Stadium, Elizabeth Lyle	\$ 2,779,205	\$ -	\$ -	\$ -	\$ 2,779,205
Ridder Arena and Bselne Tns Fac	20,774,551				20,774,551
Williams Arena—Wmns Locker Rms	832,715				832,715
Aquatic Center—Canoe Storage B	110,421				110,421
U of Minnesota Boat House	4,894,450				4,894,450
Bierman Field Athletic Bldg	3,205,666				3,205,666
Bierman Field Athletic Bld-Ren	7,571,682				7,571,682
Gibson/Nagurski Football Facil	12,694,581				12,694,581
Bierman Field Clubhouse	26,332				26,332
Bierman Field Clubhouse-Tool R	1,000				1,000
Bierman Field Clubhse-Stre Shd	1,250				1,250
Siebert Stadium	7,614,850				7,614,850
Mariucci Arena	23,909,760				23,909,760
Field House, University of Min	1,477,379				1,477,379
Field House, UMN—renovation	21,109				21,109
Peik Gymnasium	1,149,106				1,149,106
Cowles Stadium, Jane Sage	2,612,416				2,612,416
Williams Arena and Spts Paviln	21,926,971				21,926,971
Driving range bldg, golf crse	228,536				228,536
Golf club house	35,565				35,565
Turf Management Ctr, golf crse	49,602				49,602
Turf Mgmt Center golf crse-ren	1,034,754				1,034,754
Gymnasium	108,535				108,535
Gymnasium—Renovation	2,865,255				2,865,255
Gymnasium—Pool and Renovation	3,946,734				3,946,734
Golf course projects	56,085				56,085
Golf course projects	341,777				341,777
Cowles Stadium, Jane Sage	58,280				58,280
Golf course tunnel	82,500				82,500
Tennis crts 1715 5th St S.E.	335,076				335,076
Huntington Bank Stadium	281,999,119				281,999,119
Replacement fieldturf in indoor practice facility	475,078				475,078
Golf Team Practice Course	418,327				418,327
Robbie Stadium Support Building	48,791				48,791
Mariucci Locker Room Upgrade	136,116				136,116
Athletes Village Excellence Center	227,021				227,021
Athletes Village Football Performance-Indoor Football	255,399				255,399
Intercollegiate Athletics—Athletes Village	147,961,672				147,961,672
Williams Arena 2008 Addition	1,111,115				1,111,115
Bierman Wrestling Practice Room	2,406,102				2,406,102
Track and Recreation Sports Bubble	18,516,442				18,516,442
Year-Round Golf Facility	3,379,719				3,379,719
Maturi Sports Pavilion Performance Center	3,243,176				3,243,176
TOTAL BUILDING	<u>\$580,924,220</u>	<u>\$ -</u>	<u>\$ -</u>	<u>\$ -</u>	<u>\$580,924,220</u>
GROSS EQUIPMENT	<u>\$ 20,732,598</u>	<u>\$346,784</u>	<u>\$(846,726)</u>	<u>\$ -</u>	<u>\$ 20,232,656</u>

UNIVERSITY OF MINNESOTA—MINNEAPOLIS, MINNESOTA
University of Minnesota Athletics Department—National Collegiate
Athletic Association

LONG-TERM DEBT REPAYMENT SCHEDULE
AS OF AND FOR THE YEAR ENDED JUNE 30, 2022

Project	Original Loan Amount Related to Athletics Dept Project	Outstanding Principal Amount of Athletic Debt at June 30, 2022	Interest Rate Charged to Athletics	FY22 Debt Service
Athletics Facilities Project	\$ 40,000,000	\$ -	4.28 %	\$ 1,348,962
Various Facilities Projects	3,370,449	600,000	3.00	220,942
Huntington Bank Stadium	28,000,000	15,435,800	2.50	1,710,550
Huntington Bank Stadium	25,000,000	11,977,000	0.38	45,706
Athletes Village	66,517,750	59,142,913	3.30	3,950,000
Athletes Village	33,372,000	16,124,000	2.00	380,343
Track & Field Facility	19,000,000	16,888,658	3.30	1,128,000
Aquatic Center HVAC	3,200,000	2,684,339	4.00	286,022
COVID-19 Operating Shortfall	<u>20,800,000</u>	<u>20,800,000</u>	1.50	<u>193,184</u>
TOTAL	<u>\$ 239,260,199</u>	<u>\$ 143,652,710</u>		<u>\$ 9,263,709</u>

The table above includes all externally issued debt paid by Athletics. Internal loans, typically for small capital upgrades funding by gift funds are not included in this schedule, however, the debt service for those loans is included in the Athletic Facilities Debt Service, Lease, and Rental Fees line in the Statement of Revenues and Expenses.

General obligation (GO) bonds or commercial paper (CP) supported by the full faith and credit of the University of Minnesota are issued for various capital projects. When a project related to athletics facilities is funded by external debt, the Athletics Department is generally charged its applicable share of debt service for that debt.

Huntington Bank Stadium (the "Stadium"), completed in July 2009, was financed with various debt issuances, private donations, corporate sponsorships, student fees, game-day parking fees, and other University revenues. The debt issuances supporting the Stadium included GO bonds Series 2009A, with a par of \$41,000,000, GO taxable bonds Series 2009B with a par of \$17,035,000, Special Purpose Revenue Bonds (State Supported Stadium Debt) Series 2006, with a par of \$137,250,000, and CP Series D totaling \$25,000,000.

The three series of GO bonds have since been refunded, but repayment of \$28,000,000 of the original \$41,000,000 issued with GO Series 2009A is an obligation of the Athletics Department. The remaining \$13,000,000 of the \$41,000,000 is funded by student activity fees, which are not part of the Athletics Department and is not included in the long-term debt repayment schedule above. Repayment of the GO

Series 2009B, now Series 2017C, is funded by a separate contractual agreement that is not included in the activity of the Athletics Department and is not included in the table above.

Principal payments on the \$25,000,000 of CP Series D are being funded by pledged gifts as they are received by the University of Minnesota Foundation (“UMF”) and/or Athletics Department revenue. Cumulative principal payments through June 30, 2022 total \$13,023,000. Fiscal year 2022 charges to the Athletics Department are based on the actual interest and fees the University paid on the Series D CP during the fiscal year.

The state-supported Stadium debt is a special limited obligation of the University and is not included in the long-term debt repayment schedule above. Specified transfers are expected to be made by the State of Minnesota (the “State”) pursuant to legislation providing for the appropriation of such transfer from the general fund of the State for the payment of the state-supported Stadium debt. On August 26, 2015, the University issued Special Purpose Revenue Refunding Bonds Series 2015A in the par amount of \$90,075,000 to defease and refund the Special Purpose Revenue Bonds Series 2006. The State is expected to continue to make the specified transfer for the Series 2015A pursuant to amended legislation. There are no other revenues nor assets of the University, nor the full faith and credit of the University, that are pledged for repayment of the principal or interest on the state-supported Stadium debt.

Athletes Village, completed in January 2018, was financed with various debt issuances, private donations, and corporate sponsorships. The debt issuances supporting Athletes Village included GO Bonds Series 2017A in the amount of \$66,517,750 and CP Series G in the original amount of \$33,372,000. Principal payments on the CP Series G are being funded by pledged gifts as they are received by UMF on behalf of the University and have totaled \$17,248,000 through June 30, 2022.

The Track and Field Facility, completed in October 2018, was financed with GO Bonds Series 2017A in the approximate amount of \$19,000,000 and private donations. The cost included the relocation of the recreation sports bubble and softball field.

The Aquatic Center HVAC project was substantially completed in the summer of 2019. The Athletic Department’s responsibility for one-third of the approximate \$12,600,000 project cost was funded by GO Bonds Series 2019A in the approximate amount of \$3,200,000.

The Athletic Department finished FY21 with a cash deficit due to the disruption in revenue during FY20 and FY21 as a result of the COVID-19 pandemic. Prior to the close of FY21, the Board of Regents approved the issuance of an internal loan in the amount of the estimated deficit of \$21,500,000. Once the actual FY21 deficit was known, CP Series I in the amount of \$20,800,000 was issued in November 2021 to fund the loan.

UNIVERSITY OF MINNESOTA—MINNEAPOLIS, MINNESOTA
University of Minnesota Athletics Department—National Collegiate
Athletic Association

AFFILIATED AND OUTSIDE ORGANIZATION ACTIVITY
AS OF AND FOR THE YEAR ENDED JUNE 30, 2022

	Beginning Cash Balance	Cash Receipts	To or On Behalf of Program	To or On Behalf of Boosters	Non University Activity	Ending Cash Balance
MEN'S ACTIVITY:						
Dugout Club	\$ 17,952	\$ 28,715	\$16,208	\$ -	\$ 130	\$ 30,329
Goal Line Club	114,432	56,832	16,422	84,451	46	70,346
Golden Dunkers	22,074	34,699		27,853		28,920
Takedown Club	<u>20,155</u>	<u>140,712</u>		<u>145,709</u>	<u>45</u>	<u>15,113</u>
Total men's activity	<u>174,613</u>	<u>260,958</u>	<u>32,630</u>	<u>258,013</u>	<u>221</u>	<u>144,708</u>
WOMEN'S ACTIVITY:						
The Inside Track (Friends Of Mn)	54,748	25,795		23,515	23	57,006
Power Play	<u>3,359</u>	<u>25</u>		<u>830</u>		<u>2,554</u>
Total women's activity	<u>58,107</u>	<u>25,820</u>	<u>-</u>	<u>24,345</u>	<u>23</u>	<u>59,560</u>
TOTAL ACTIVITY	<u>\$232,720</u>	<u>\$286,778</u>	<u>\$32,630</u>	<u>\$282,358</u>	<u>\$ 244</u>	<u>\$204,268</u>

Note that the Fast Break Club, Courtside Club, Graceful Golden Gophers and Baseline Clubs were removed from the above table in FY22 as they were discontinued or do not make contributions to the University.

INDEPENDENT ACCOUNTANT'S REPORT

Management of the University of Minnesota
1300 South Second Street
Minneapolis, MN 55455

We have performed the procedures enumerated below on the University of Minnesota's (the "University") Mayo Partnership in Regenerative Medicine award expenditures for the period from July 1, 2020 to June 30, 2022 in compliance with Chapter 69, Article 1 Section 5 of the Laws of Minnesota ("the subject matter"). The University is responsible for the subject matter.

The University has agreed to and acknowledged that the procedures performed are appropriate to meet the intended purpose of assisting the specified parties in evaluating the subject matter. The procedures performed are specified in Chapter 69, Article 1 Section 5 of the Laws of Minnesota.

We make no representation regarding the appropriateness of the procedures either for the purpose for which our report has been requested or for any other purpose. Accordingly, this report may not be suitable for either the purpose of which this report has been requested or for any other purpose. The procedures performed may not address all the items of interest to a user of this report and may not meet the needs of all users of this report and, as such, users are responsible for determining whether the procedures performed are appropriate for their purposes.

The procedures and the associated findings are as follows:

We obtained the Statement of Expenditures by Subrecipient (the "Statement") for the period from July 1, 2020 to June 30, 2022, and the Attachment of Subrecipients with Affiliations (the "Attachment") as prepared by management. The Attachment has been included as Exhibit A to this report.

1. We recalculated the total dollar amounts on the Statement and compared the amounts on each line on the Statement to the corresponding amounts on the reconciliation prepared by management between the University's general ledger and the amounts on the Statement, noting no exceptions.
2. We compared the dollar amounts on management's reconciliation to the University's general ledger and recalculated the total presented in the Statement, noting no exceptions.
3. We compared actual expenditures by project number to the Budget Information section of the Notice of Grant Awarded obtained from management. We noted no project numbers where total expenditures by project number exceeded the approved budget limit.
4. We randomly selected three of the Principal Investigators (PI) affiliated with the University from the Statement, which represented 20% of the total PIs and their related projects affiliated with the University, and obtained the expenditure detail for the selected PI's related project during

the period from July 1, 2020 to June 30, 2022. We randomly selected 40 total expenditure selections from the expenditure detail, and traced and agreed the amounts to source documents, noting no exceptions.

5. We randomly selected five PIs whose affiliations are outside of the University from the Statement and obtained the subaward agreements from management. We inspected the subaward agreements for evidence of appropriate approvals by the University and the sub-recipient, noting no exceptions.
6. We obtained and documented an understanding of the University's policies and procedures in place to monitor that awards are expended in accordance with Chapter 69, Article 1, Section 5 of the Laws of Minnesota, noting policies and procedures were in place and appropriately applied based on the understanding we obtained.

We were engaged by the University to perform this agreed-upon procedures engagement and conducted our engagement in accordance with attestation standards established by the American Institute of Certified Public Accountants. We were not engaged to and did not conduct an examination or review engagement, the objective of which would be the expression of an opinion or conclusion, respectively, on the subject matter. Accordingly, we do not express such an opinion or conclusion. Had we performed additional procedures, other matters might have come to our attention that would have been reported to you.

We are required to be independent of the University and to meet our other ethical responsibilities, in accordance with the relevant ethical requirements related to our agreed-upon procedures engagement.

This report is intended solely for the information and use of the University, the University's Board of Regents, and authorized representatives of the State of Minnesota, and is not intended to be, and should not be, used by anyone other than these specified parties.

Deloitte & Touche LLP

January 11, 2023

Attachment of Subrecipients with Affiliations

For the period from July 1, 2020 to June 30, 2022

<u>Recipient</u>	<u>Affiliation</u>
Abdel, Matthew	Mayo
Alonso-Camino, Vanesa	*
Asakura, Atsushi	U of MN
Athanasidou, Maria	*
Battaglino, Ricardo	U of MN
Behfar, Atta	*
Bradley, Elizabeth	U of MN
Doles, Jason	Mayo
Dunbar, Ross	*
Dutton, James	U of MN
Eirin, Alfonso	Mayo
Garry, Daniel	U of MN
Junge, Harald	U of MN
Kaiser, Robert	*
Kostallari, Enis	Mayo
Kyrch, Aaron	Mayo
Lewis, Andrew	*
Liu, Qiuying	Mayo
Low, Walter	U of MN
Lund, Troy	U of MN
Metzger, Joseph	U of MN
Milone, Margherita	Mayo
Misra, Sanjay	Mayo

<u>Recipient</u>	<u>Affiliation</u>
Murphy, Rick	*
O'Brien, Tim	*
Ogle, Brenda	U of MN
Pomerantz, William	U of MN
Rivera-Mulia, Juan Carlos	U of MN
Scarisbrick, Isobel	Mayo
Serebrenik, Artur	*
Siegler, Elizabeth	Mayo
Smoot, Rory	Mayo
Toth, Ferenc	U of MN
Tranquillo, Robert	U of MN
Trujillo, Diana	*
van Berlo, Jop	U of MN
Walsh, Patrick	*
Westendorf, Jennifer	Mayo
Wierson, Wesley	*
Zhao, Chunfeng	Mayo

*Researcher is not affiliated with the University of Minnesota or Mayo Clinic

REPORT PACKAGE COVER PAGE

The purpose of this report cover is to identify each
Minnesota Office of Higher Education
Financial Aid Program covered by this report package

UNIVERSITY OF MINNESOTA

MINNEAPOLIS, MN

COMPLIANCE ATTESTATION EXAMINATION
OF MINNESOTA OFFICE OF HIGHER EDUCATION FINANCIAL AID PROGRAMS

UNIVERSITY OF MINNESOTA – CROOKSTON

- * Minnesota State Grant Program
- * Student Educational Loan Fund
- * Non-AFDC Child Care Grant Program
- * Minnesota Future Together Grant
- * Minnesota State Work Study Program
- * Minnesota Indian Scholarship Program
- * Minnesota-North Dakota Reciprocity Program
- * Minnesota-South Dakota Reciprocity Program
- * Minnesota-Wisconsin Reciprocity Program
- * Minnesota Teacher Candidate Grant

FOR THE STATE FISCAL YEAR ENDED JUNE 30, 2022

DELOITTE & TOUCHE LLP
Certified Public Accountants

AUDITOR INFORMATION SHEET

UNIVERSITY OF MINNESOTA - CROOKSTON
107 SELVIG HALL
2900 UNIVERSITY AVE
CROOKSTON, MN 56716

TEL. NO. +1 218 281 8343

FAX. NO. +1 218 281 8040

PRESIDENT: Joan T.A. Gabel

CHANCELLOR: Mary Holz-Clause

CONTACT PERSON & TITLE:
Suzanne Paulson,
Controller

LEAD AUDITOR: Judi Dockendorf
FIRM'S NAME: Deloitte & Touche, LLP
ADDRESS: 50 South Sixth Street, Suite 2800
Minneapolis, MN 55402

TEL. NO. +1 612 397 4000
FAX. NO. +1 612 397 4450

Minnesota Office of Higher Education Programs Examined:

- *Minnesota State Grant Program
- *Student Educational Loan Fund
- *Minnesota Future Together Grant
- *Non-AFDC Child Care Grant Program
- *Minnesota State Work Study Program
- *Minnesota Indian Scholarship Program
- *Minnesota-North Dakota Reciprocity Program
- *Minnesota-South Dakota Reciprocity Program
- *Minnesota-Wisconsin Reciprocity Program
- *Minnesota Teacher Candidate Grant

Other campuses/locations considered as part of this entity and covered or excluded by this examination are:

- *University of Minnesota–Crookston

Institution's Primary Accrediting Organization: Higher Learning Commission

Other Accrediting Organizations: Additional accrediting organizations available upon request

Records for the accounting and administration of the Minnesota Office of Higher Education Financial Aid Programs are located at (provide location): University of Minnesota – Crookston

INDEPENDENT ACCOUNTANT'S REPORT

We have examined management of the University of Minnesota – Crookston's (the "Crookston Campus") assertion that the Crookston Campus complied with Minnesota statutes, rules, and procedures governing its participation in the Minnesota Office of Higher Education (OHE) Financial Aid Programs for the year ended June 30, 2022. The Crookston Campus' management is responsible for its assertion. Our responsibility is to express an opinion on management's assertion based on our examination.

Our examination was conducted in accordance with attestation standards established by the American Institute of Certified Public Accountants, *Government Auditing Standards*, issued by the Comptroller General of the United States; the Audit (Attestation) Guide, *Audits/Attestation Engagements of Federal Student Financial Assistance Programs*, issued by the U.S. Department of Education; Office of the Inspector General and the Guide for Compliance Audits of Programs Administered for the 2021-2022 Academic Year issued by OHE. Those standards require that we plan and perform the examination to obtain reasonable assurance about whether management's assertion is fairly stated, in all material respects. An examination involves performing procedures to obtain evidence about management's assertion. The nature, timing, and extent of the procedures selected depend on our judgment and sample sizes prescribed by OHE, including an assessment of the risks of material misstatement of management's assertion, whether due to fraud or error. We believe that the evidence we obtained is sufficient and appropriate to provide a reasonable basis for our opinion.

In our opinion, management's assertion that the Crookston Campus complied with Minnesota statutes, rules, and procedures governing its participation in the OHE Financial Aid Programs for the year ended June 30, 2022 is fairly stated, in all material respects.

We are required to be independent of the Crookston Campus and to meet our other ethical responsibilities, in accordance with the relevant ethical requirements related to our examination.

Deloitte & Touche LLP

January 30, 2023

Independent Accountant's Comments
on the Resolution of Prior Audit Findings,
Recommendations and Questioned Costs

No findings, recommendations, or questioned costs were disclosed in the 2021 OHE independent accountant's report.

UNIVERSITY OF MINNESOTA - CROOKSTON

SCHEDULE OF FINDINGS AND QUESTIONED COSTS

YEAR ENDED JUNE 30, 2022

Program	Population	Sample	Instances of Noncompliance	Questioned Costs
Minnesota State Grant Program	487*	3*	0	0
Student Educational Loan Fund	25	19	0	0
Non-AFDC Child Care Grant Program	25	19	0	0
Minnesota Indian Scholarship Program	1	1	0	0
Minnesota State Work Study Program	26	20	0	0
Minnesota Teacher Grant	1	1	0	0
Minnesota Future Together Grant	29	22	0	0
Minnesota-North Dakota Reciprocity Program	106	5	0	0
Minnesota-South Dakota Reciprocity Program	21	5	0	0
Minnesota-Wisconsin Reciprocity Program	76	5	0	0

* The Twin Cities campus does the set-up/programming/equations, runs the batch packaging process, and posts Minnesota State Grant awards for Crookston, Duluth, Morris, and Twin Cities/Rochester students. Rochester operates under the Twin Cities campus for all financial aid purposes. We looked at Crookston, Duluth, Morris, and Twin Cities/Rochester campuses in total for our examination purposes, however, the population and sample noted herein represent just the Crookston campus population and selected sample.

No examination findings or questioned costs were identified.

REPORT PACKAGE COVER PAGE

The purpose of this report cover is to identify each
Minnesota Office of Higher Education
Financial Aid Program covered by this report package

UNIVERSITY OF MINNESOTA

MINNEAPOLIS, MN

COMPLIANCE ATTESTATION EXAMINATION
OF MINNESOTA OFFICE OF HIGHER EDUCATION FINANCIAL AID PROGRAMS

UNIVERSITY OF MINNESOTA – DULUTH

- * Minnesota State Grant Program
- * Student Educational Loan Fund
- * Non-AFDC Child Care Grant Program
- * Minnesota Future Together Grant
- * Minnesota State Work Study Program
- * Minnesota Indian Scholarship Program
- * Minnesota-North Dakota Reciprocity Program
- * Minnesota-South Dakota Reciprocity Program
- * Minnesota-Wisconsin Reciprocity Program
 - * Manitoba Reciprocity Program
 - * Minnesota Dream Act
- * Minnesota Teacher Candidate Grant
- * Midwest Student Exchange Program

FOR THE STATE FISCAL YEAR ENDED JUNE 30, 2022

DELOITTE & TOUCHE LLP
Certified Public Accountants

AUDITOR INFORMATION SHEET

UNIVERSITY OF MINNESOTA - DULUTH
DARLAND ADMINISTRATION BUILDING 515
1049 UNIVERSITY DRIVE
DULUTH, MN 55812

TEL. NO. +1 218 726 7106

FAX. NO. +1 218 726 6535

PRESIDENT: Joan T.A. Gabel

INTERIM CHANCELLOR: David McMillan

CONTACT PERSON & TITLE:
Suzanne Paulson,
Controller

LEAD AUDITOR: Judi Dockendorf
FIRM'S NAME: Deloitte & Touche, LLP
ADDRESS: 50 South Sixth Street, Suite 2800
Minneapolis, MN 55402

TEL. NO. +1 612 397 4000
FAX. NO. +1 612 397 4450

Minnesota Office of Higher Education Programs Examined:

- *Minnesota State Grant Program
- *Student Educational Loan Fund
- *Minnesota Future Together Grant
- *Non-AFDC Child Care Grant Program
- *Minnesota State Work Study Program
- *Minnesota Indian Scholarship Program
- *Minnesota-North Dakota Reciprocity Program
- *Minnesota-South Dakota Reciprocity Program
- *Minnesota-Wisconsin Reciprocity Program
- *Manitoba Reciprocity Program
- *Minnesota Dream Act
- *Minnesota Teacher Candidate Grant
- *Midwest Student Exchange Program

Other campuses/locations considered as part of this entity and covered or excluded by this examination are:

- *University of Minnesota–Duluth

Institution's Primary Accrediting Organization: Higher Learning Commission

Other Accrediting Organizations: Additional accrediting organizations available upon request

Records for the accounting and administration of the Minnesota Office of Higher Education Financial Aid Programs are located at (provide location): University of Minnesota – Duluth

INDEPENDENT ACCOUNTANT'S REPORT

We have examined management of the University of Minnesota – Duluth's (the "Duluth Campus") assertion that the Duluth Campus complied with Minnesota statutes, rules, and procedures governing its participation in the Minnesota Office of Higher Education (OHE) Financial Aid Programs for the year ended June 30, 2022. The Duluth Campus' management is responsible for its assertion. Our responsibility is to express an opinion on management's assertion based on our examination.

Our examination was conducted in accordance with attestation standards established by the American Institute of Certified Public Accountants, *Government Auditing Standards*, issued by the Comptroller General of the United States; the Audit (Attestation) Guide, *Audits/Attestation Engagements of Federal Student Financial Assistance Programs*, issued by the U.S. Department of Education; Office of the Inspector General and the Guide for Compliance Audits of Programs Administered for the 2021-2022 Academic Year issued by OHE. Those standards require that we plan and perform the examination to obtain reasonable assurance about whether management's assertion is fairly stated, in all material respects. An examination involves performing procedures to obtain evidence about management's assertion. The nature, timing, and extent of the procedures selected depend on our judgment and sample sizes prescribed by OHE, including an assessment of the risks of material misstatement of management's assertion, whether due to fraud or error. We believe that the evidence we obtained is sufficient and appropriate to provide a reasonable basis for our opinion.

In our opinion, management's assertion that the Duluth Campus complied with Minnesota statutes, rules, and procedures governing its participation in the OHE Financial Aid Programs for the year ended June 30, 2022 is fairly stated, in all material respects.

We are required to be independent of the Duluth Campus and to meet our other ethical responsibilities, in accordance with the relevant ethical requirements related to our examination.

Deloitte & Touche LLP

January 30, 2023

Independent Accountant's Comments
on the Resolution of Prior Audit Findings,
Recommendations and Questioned Costs

No findings, recommendations, or questioned costs were disclosed in the 2021 OHE independent accountant's report.

UNIVERSITY OF MINNESOTA - DULUTH

**SCHEDULE OF FINDINGS AND QUESTIONED COSTS
YEAR ENDED JUNE 30, 2022**

Program	Population	Sample	Instances of Noncompliance	Questioned Costs
Minnesota State Grant Program	2640*	45*	0	0
Student Educational Loan Fund	465	44	0	0
Non-AFDC Child Care Grant Program	1	1	0	0
Minnesota Indian Scholarship Program	27	21	0	0
Minnesota State Work Study Program	228	41	0	0
Minnesota Teacher Grant	5	5	0	0
Minnesota Future Together Grant	62	31	0	0
Minnesota Dream Act	7	7	0	0
Minnesota-North Dakota Reciprocity Program	72	5	0	0
Minnesota-South Dakota Reciprocity Program	31	5	0	0
Minnesota-Wisconsin Reciprocity Program	892	5	0	0
Manitoba Reciprocity Program	2	2	0	0
Midwest Student Exchange Program	73	5	0	0

* The Twin Cities campus does the set-up/programming/equations, runs the batch packaging process, and posts Minnesota State Grant awards for Crookston, Duluth, Morris, and Twin Cities/Rochester students. Rochester operates under the Twin Cities campus for all financial aid purposes. We looked at Crookston, Morris, Duluth, and Twin Cities/Rochester campuses in total for our examination purposes, however, the population and sample noted herein represent just the Duluth campus population and selected sample.

No examination findings or questioned costs were identified.

REPORT PACKAGE COVER PAGE

The purpose of this report cover is to identify each
Minnesota Office of Higher Education
Financial Aid Program covered by this report package

UNIVERSITY OF MINNESOTA

MINNEAPOLIS, MN

COMPLIANCE ATTESTATION EXAMINATION
OF MINNESOTA OFFICE OF HIGHER EDUCATION FINANCIAL AID PROGRAMS

UNIVERSITY OF MINNESOTA – MORRIS

- * Minnesota State Grant Program
- * Student Educational Loan Fund
- * Non-AFDC Child Care Grant Program
- * Minnesota Future Together Grant
- * Minnesota State Work Study Program
- * Minnesota Indian Scholarship Program
- * Minnesota-North Dakota Reciprocity Program
- * Minnesota-South Dakota Reciprocity Program
- * Minnesota-Wisconsin Reciprocity Program
 - * Manitoba Reciprocity Program
 - * Minnesota Dream Act
- * Midwest Student Exchange Program
- * Minnesota Teacher Candidate Grant

FOR THE STATE FISCAL YEAR ENDED JUNE 30, 2022

DELOITTE & TOUCHE LLP
Certified Public Accountants

AUDITOR INFORMATION SHEET

UNIVERSITY OF MINNESOTA - MORRIS
UMM CHANCELLOR'S OFFICE
ROOM 309 BEHM
600 E 4TH ST
MORRIS, MN 56267

TEL. NO. +1 320 589 6020

FAX. NO. +1 320 589 6399

PRESIDENT: Joan T.A. Gabel

CHANCELLOR (acting): Janet Schrunk Ericksen

CONTACT PERSON & TITLE:
Suzanne Paulson,
Controller

LEAD AUDITOR: Judi Dockendorf
FIRM'S NAME: Deloitte & Touche, LLP
ADDRESS: 50 South Sixth Street, Suite 2800
Minneapolis, MN 55402

TEL. NO. +1 612 397 4000

FAX. NO. +1 612 397 4450

Minnesota Office of Higher Education Programs Examined:

- *Minnesota State Grant Program
- *Student Educational Loan Fund
- *Minnesota Future Together Grant
- *Non-AFDC Child Care Grant Program
- *Minnesota State Work Study Program
- *Minnesota Indian Scholarship Program
- *Minnesota-North Dakota Reciprocity Program
- *Minnesota-South Dakota Reciprocity Program
- *Minnesota-Wisconsin Reciprocity Program
- *Manitoba Reciprocity Program
- *Minnesota Dream Act
- *Midwest Student Exchange Program
- *Minnesota Teacher Candidate Grant

Other campuses/locations considered as part of this entity and covered or excluded by this examination are:

- *University of Minnesota-Morris

Institution's Primary Accrediting Organization: Higher Learning Commission

Other Accrediting Organizations: Additional accrediting organizations available upon request

Records for the accounting and administration of the Minnesota Office of Higher Education Financial Aid Programs are located at (provide location): University of Minnesota - Morris

INDEPENDENT ACCOUNTANT'S REPORT

We have examined management of the University of Minnesota – Morris' (the "Morris Campus") assertion that the Morris Campus complied with Minnesota statutes, rules, and procedures governing its participation in the Minnesota Office of Higher Education (OHE) Financial Aid Programs for the year ended June 30, 2022. The Morris Campus' management is responsible for its assertion. Our responsibility is to express an opinion on management's assertion based on our examination.

Our examination was conducted in accordance with attestation standards established by the American Institute of Certified Public Accountants, *Government Auditing Standards*, issued by the Comptroller General of the United States; the Audit (Attestation) Guide, *Audits/Attestation Engagements of Federal Student Financial Assistance Programs*, issued by the U.S. Department of Education; Office of the Inspector General and the Guide for Compliance Audits of Programs Administered for the 2021-2022 Academic Year issued by OHE. Those standards require that we plan and perform the examination to obtain reasonable assurance about whether management's assertion is fairly stated, in all material respects. An examination involves performing procedures to obtain evidence about management's assertion. The nature, timing, and extent of the procedures selected depend on our judgment and sample sizes prescribed by OHE, including an assessment of the risks of material misstatement of management's assertion, whether due to fraud or error. We believe that the evidence we obtained is sufficient and appropriate to provide a reasonable basis for our opinion.

In our opinion, management's assertion that the Morris Campus complied with Minnesota statutes, rules, and procedures governing its participation in the OHE Financial Aid Programs for the year ended June 30, 2022 is fairly stated, in all material respects.

We are required to be independent of the Morris Campus and to meet our other ethical responsibilities, in accordance with the relevant ethical requirements related to our examination.

Deloitte & Touche LLP

January 30, 2023

Independent Accountant's Comments
on the Resolution of Prior Audit Findings,
Recommendations and Questioned Costs

No findings, recommendations, or questioned costs were disclosed in the 2021 OHE independent accountant's report.

UNIVERSITY OF MINNESOTA - MORRIS

SCHEDULE OF FINDINGS AND QUESTIONED COSTS

YEAR ENDED JUNE 30, 2022

Program	Population	Sample	Instances of Noncompliance	Questioned Costs
Minnesota State Grant Program	475*	3*	0	0
Student Educational Loan Fund	42	21	0	0
Non-AFDC Child Care Grant Program	1	1	0	0
Minnesota Indian Scholarship	1	1	0	0
Minnesota State Work Study Program	46	23	0	0
Minnesota Teacher Grant	3	3	0	0
Minnesota Future Together Grant	4	4	0	0
Minnesota Dream Act	1	1	0	0
Minnesota-North Dakota Reciprocity Program	27	5	0	0
Minnesota-South Dakota Reciprocity Program	53	5	0	0
Minnesota-Wisconsin Reciprocity Program	21	5	0	0
Manitoba Reciprocity Program	1	1	0	0
Midwest Student Exchange Program	18	5	0	0

* The Twin Cities campus does the set-up/programming/equations, runs the batch packaging process, and posts Minnesota State Grant awards for Crookston, Duluth, Morris, and Twin Cities/Rochester students. Rochester operates under the Twin Cities campus for all financial aid purposes. We looked at Crookston, Duluth, Morris, and Twin Cities/Rochester campuses in total for our examination purposes, however, the population and sample noted herein represent just the Morris campus population and selected sample.

No examination findings or questioned costs were identified.

REPORT PACKAGE COVER PAGE

The purpose of this report cover is to identify each
Minnesota Office of Higher Education
Financial Aid Program covered by this report package

UNIVERSITY OF MINNESOTA

MINNEAPOLIS, MN

COMPLIANCE ATTESTATION EXAMINATION
OF MINNESOTA OFFICE OF HIGHER EDUCATION FINANCIAL AID PROGRAMS

UNIVERSITY OF MINNESOTA – TWIN CITIES
UNIVERSITY OF MINNESOTA – ROCHESTER

- * Minnesota State Grant Program
- * Student Educational Loan Fund
- * Non-AFDC Child Care Grant Program
- * Minnesota Future Together Grant
- * Minnesota State Work Study Program
- * Minnesota Indian Scholarship Program
- * Minnesota-North Dakota Reciprocity Program
- * Minnesota-South Dakota Reciprocity Program
- * Minnesota-Wisconsin Reciprocity Program
 - *Manitoba Reciprocity Program
 - *Minnesota Dream Act
- *Minnesota Teacher Candidate Grant
 - *Refunds
- *Public Safety Officer's Survivor Grant

FOR THE STATE FISCAL YEAR ENDED JUNE 30, 2022

DELOITTE & TOUCHE LLP
Certified Public Accountants

AUDITOR INFORMATION SHEET

UNIVERSITY OF MINNESOTA – TWIN CITIES
100 CHURCH STREET SE
220 MORRILL HALL
MINNEAPOLIS, MN 55455

TEL. NO. +1 612 625 6300

FAX. NO. +1 612 624 3318

PRESIDENT: Joan T.A. Gabel

CONTACT PERSON & TITLE:
Suzanne Paulson,
Controller

LEAD AUDITOR: Judi Dockendorf
FIRM'S NAME: Deloitte & Touche, LLP
ADDRESS: 50 South Sixth Street, Suite 2800
Minneapolis, MN 55402

TEL. NO. +1 612 397 4000
FAX. NO. +1 612 397 4450

Minnesota Office of Higher Education Programs Examined:

- *Minnesota State Grant Program
- *Student Educational Loan Fund
- *Minnesota Future Together Grant
- *Non-AFDC Child Care Grant Program
- *Minnesota State Work Study Program
- *Minnesota Indian Scholarship Program
- *Minnesota-North Dakota Reciprocity Program
- *Minnesota-South Dakota Reciprocity Program
- *Minnesota-Wisconsin Reciprocity Program
- *Manitoba Reciprocity Program
- *Minnesota Dream Act
- *Minnesota Teacher Grant
- *Refunds
- *Public Safety Officer's Survivor Grant

Other campuses/locations considered as part of this entity and covered or excluded by this examination are:

- *University of Minnesota–Twin Cities
- *University of Minnesota–Rochester

Institution's Primary Accrediting Organization: Higher Learning Commission

Other Accrediting Organizations: Additional accrediting organizations available upon request

Records for the accounting and administration of the Minnesota Office of Higher Education Financial Aid Programs are located at (provide location): University of Minnesota – Twin Cities

INDEPENDENT ACCOUNTANT'S REPORT

We have examined management of the University of Minnesota – Twin Cities' (the "Twin Cities Campus") assertion that the Twin Cities Campus complied with Minnesota statutes, rules, and procedures governing its participation in the Minnesota Office of Higher Education (OHE) Financial Aid Programs for the year ended June 30, 2022. The Twin Cities Campus' management is responsible for its assertion. Our responsibility is to express an opinion on management's assertion based on our examination.

Our examination was conducted in accordance with attestation standards established by the American Institute of Certified Public Accountants, *Government Auditing Standards*, issued by the Comptroller General of the United States; the Audit (Attestation) Guide, *Audits/Attestation Engagements of Federal Student Financial Assistance Programs*, issued by the U.S. Department of Education; Office of the Inspector General and the Guide for Compliance Audits of Programs Administered for the 2021-2022 Academic Year issued by OHE. Those standards require that we plan and perform the examination to obtain reasonable assurance about whether management's assertion is fairly stated, in all material respects. An examination involves performing procedures to obtain evidence about management's assertion. The nature, timing, and extent of the procedures selected depend on our judgment and sample sizes prescribed by OHE, including an assessment of the risks of material misstatement of management's assertion, whether due to fraud or error. We believe that the evidence we obtained is sufficient and appropriate to provide a reasonable basis for our opinion.

In our opinion, management's assertion that the Twin Cities Campus complied with Minnesota statutes, rules, and procedures governing its participation in the OHE Financial Aid Programs for the year ended June 30, 2022 is fairly stated, in all material respects.

We are required to be independent of the Twin Cities Campus and to meet our other ethical responsibilities, in accordance with the relevant ethical requirements related to our examination.

Deloitte & Touche LLP

January 30, 2023

Independent Accountant's Comments
on the Resolution of Prior Audit Findings,
Recommendations and Questioned Costs

No findings, recommendations, or questioned costs were disclosed in the 2021 OHE independent accountant's report.

UNIVERSITY OF MINNESOTA - TWIN CITIES

**SCHEDULE OF FINDINGS AND QUESTIONED COSTS
YEAR ENDED JUNE 30, 2022**

Program	Population	Sample	Instances of Noncompliance	Questioned Costs
Minnesota State Grant Program	9,212	40*	0	0
Student Educational Loan Fund	1,260	45	0	0
Non-AFDC Child Care Grant Program	166	40	0	0
Minnesota Indian Scholarship Program	39	20	0	0
Public Safety Officer's Survivor Grant	2	2	0	0
Minnesota State Work Study Program	1,273	44	0	0
Minnesota Teacher Grant	67	26	0	0
Minnesota Future Together Grant	130	38	0	0
Minnesota Dream Act	58	29	0	0
Minnesota-North Dakota Reciprocity Program	319	5	0	0
Minnesota-South Dakota Reciprocity Program	376	5	0	0
Minnesota-Wisconsin Reciprocity Program	4,206	5	0	0
Manitoba Reciprocity Program	13	5	0	0
Refunds	2	2	0	0

* The Twin Cities campus does the set-up/programming/equations, runs the batch packaging process, and posts Minnesota State Grant awards for Crookston, Duluth, Morris, and Twin Cities/Rochester students. Rochester operates under the Twin Cities campus for all financial aid purposes. We looked at Crookston, Morris, Duluth, and Twin Cities/Rochester campuses in total for our examination purposes, however, the population and sample noted herein represent just the Twin Cities campus population and selected sample.

No examination findings or questioned costs were identified.

University of Minnesota

Schedule of Expenditures of Federal Awards and
Schedule of Findings and Questioned Costs
for the Year Ended June 30, 2022 and
Independent Auditor's Reports

UNIVERSITY OF MINNESOTA

TABLE OF CONTENTS

	Page
INDEPENDENT AUDITOR’S REPORT ON COMPLIANCE FOR EACH MAJOR FEDERAL PROGRAM; REPORT ON INTERNAL CONTROL OVER COMPLIANCE; AND REPORT ON SCHEDULE OF EXPENDITURES OF FEDERAL AWARDS REQUIRED BY THE UNIFORM GUIDANCE	1–3
SCHEDULE OF EXPENDITURES OF FEDERAL AWARDS FOR THE YEAR ENDED JUNE 30, 2022	4–83
NOTES TO THE SCHEDULE OF EXPENDITURES OF FEDERAL AWARDS FOR THE YEAR ENDED JUNE 30, 2022	84–85
SCHEDULE OF FINDINGS AND QUESTIONED COSTS FOR THE YEAR ENDED JUNE 30, 2022	86–87
SUMMARY SCHEDULE OF PRIOR YEAR AUDIT FINDINGS FOR THE YEAR ENDED JUNE 30, 2022	88

INDEPENDENT AUDITOR'S REPORT ON COMPLIANCE FOR EACH MAJOR FEDERAL PROGRAM; REPORT ON INTERNAL CONTROL OVER COMPLIANCE; AND REPORT ON SCHEDULE OF EXPENDITURES OF FEDERAL AWARDS REQUIRED BY THE UNIFORM GUIDANCE

Board of Regents
University of Minnesota
Minneapolis, Minnesota

Report on Compliance for Each Major Federal Program

We have audited the University of Minnesota's (the "University") compliance with the types of compliance requirements described in the *OMB Compliance Supplement* that could have a direct and material effect on each of the University's major federal programs for the year ended June 30, 2022. The University's major federal programs are identified in the summary of auditor's results section of the accompanying schedule of findings and questioned costs.

Management's Responsibility

Management is responsible for compliance with federal statutes, regulations, and the terms and conditions of its federal awards applicable to its federal programs.

Auditor's Responsibility

Our responsibility is to express an opinion on compliance for each of the University's major federal programs based on our audit of the types of compliance requirements referred to above. We conducted our audit of compliance in accordance with auditing standards generally accepted in the United States of America; the standards applicable to financial audits contained in *Government Auditing Standards*, issued by the Comptroller General of the United States; and the audit requirements of Title 2 U.S. Code of Federal Regulations Part 200, *Uniform Administrative Requirements, Cost Principles, and Audit Requirements for Federal Awards* (Uniform Guidance). Those standards and the Uniform Guidance require that we plan and perform the audit to obtain reasonable assurance about whether noncompliance with the types of compliance requirements referred to above that could have a direct and material effect on a major federal program occurred. An audit includes examining, on a test basis, evidence about the University's compliance with those requirements and performing such other procedures as we considered necessary in the circumstances.

We believe that our audit provides a reasonable basis for our opinion on compliance for each major federal program. However, our audit does not provide a legal determination of the University's compliance.

Opinion on Each Major Federal Program

In our opinion, the University complied, in all material respects, with the types of compliance requirements referred to above that could have a direct and material effect on each of its major federal programs for the year ended June 30, 2022.

Report on Internal Control over Compliance

Management of the University is responsible for establishing and maintaining effective internal control over compliance with the types of compliance requirements referred to above. In planning and performing our audit of compliance, we considered the University's internal control over compliance with the types of requirements that could have a direct and material effect on each major federal program to determine the auditing procedures that are appropriate in the circumstances for the purpose of expressing an opinion on compliance for each major federal program and to test and report on internal control over compliance in accordance with the Uniform Guidance, but not for the purpose of expressing an opinion on the effectiveness of internal control over compliance. Accordingly, we do not express an opinion on the effectiveness of the University's internal control over compliance.

A deficiency in internal control over compliance exists when the design or operation of a control over compliance does not allow management or employees, in the normal course of performing their assigned functions, to prevent, or detect and correct, noncompliance with a type of compliance requirement of a federal program on a timely basis. *A material weakness in internal control over compliance* is a deficiency, or combination of deficiencies, in internal control over compliance, such that there is a reasonable possibility that material noncompliance with a type of compliance requirement of a federal program will not be prevented, or detected and corrected, on a timely basis. A significant deficiency in internal control over compliance is a deficiency, or a combination of deficiencies, in internal control over compliance with a type of compliance requirement of a federal program that is less severe than a material weakness in internal control over compliance, yet important enough to merit attention by those charged with governance.

Our consideration of internal control over compliance was for the limited purpose described in the first paragraph of this section and was not designed to identify all deficiencies in internal control over compliance that might be material weaknesses or significant deficiencies. We did not identify any deficiencies in internal control over compliance that we consider to be material weaknesses. However, material weaknesses may exist that have not been identified.

The purpose of this report on internal control over compliance is solely to describe the scope of our testing of internal control over compliance and the results of that testing based on the requirements of the Uniform Guidance. Accordingly, this report is not suitable for any other purpose.

Report on Schedule of Expenditures of Federal Awards Required by the Uniform Guidance

We have audited the consolidated financial statements of the University as of and for the year ended June 30, 2022, and have issued our report thereon dated October 31, 2022, which contained an unmodified opinion on those consolidated financial statements. Our audit was conducted for the purpose of forming an opinion on the consolidated financial statements as a whole. The accompanying schedule of expenditures of federal awards is presented for purposes of additional analysis as required by the Uniform Guidance and is not a required part of the consolidated financial statements. Such information is the responsibility of management and was derived from and relates directly to the underlying accounting and other records used to prepare the consolidated financial statements. The information has been

subjected to the auditing procedures applied in the audit of the consolidated financial statements and certain additional procedures, including comparing and reconciling such information directly to the underlying accounting and other records used to prepare the consolidated financial statements or to the consolidated financial statements themselves, and other additional procedures in accordance with auditing standards generally accepted in the United States of America. In our opinion, the schedule of expenditures of federal awards is fairly stated in all material respects in relation to the consolidated financial statements as a whole.

Deloitte & Touche LLP

January 30, 2023

UNIVERSITY OF MINNESOTA

SCHEDULE OF EXPENDITURES OF FEDERAL AWARDS
FOR THE YEAR ENDED JUNE 30, 2022

Cluster, Agency, Subagency, Direct/Pass-through, Pass-through Entity	Award #	ALN#	ALN Program Title	COVID-19	Federal Expenditures	Subrecipient Expenditures
CLUSTERS						
Research						
Agency for International Development						
International Research & Exchanges Board	FY21-YouthExcel-UMN01	98.CXX	Contract-United States Agency for International Development		\$ 2,739	\$ -
Kansas State University	A20-0163-S018 Mod 2	98.001	USAID Foreign Assistance for Programs Overseas		142,558	
Michigan State University	9RC112966 - UMN	98.CXX	Contract-United States Agency for International Development		147,291	
Michigan State University	RC105463 UMinn Amd 7	98.001	USAID Foreign Assistance for Programs Overseas		4,896	
Rainforest Alliance, Inc	2021 Agreement	98.001	USAID Foreign Assistance for Programs Overseas		82,607	
Corporation for National and Community Service						
Passthrough:						
University of Wisconsin - Whitewater	AAC6717/AAD6783-1	94.026	National Service and Civic Engagement Research Competition		21,284	
Department of Agriculture						
Direct	1256A220P0077	10.CXX	Contract-Department of Agriculture		7,000	
Direct	15-JV-11242305-029 Mod 007	10.CXX	Contract-Department of Agriculture		2,951	
Direct	16-JV-11242316-142	10.CXX	Contract-Department of Agriculture		10,500	
Direct	17-CS-11330140-028	10.CXX	Contract-Department of Agriculture		15,597	
Direct	17-JV-11242309-037 Mod 002	10.CXX	Contract-Department of Agriculture		17,870	6,750
Direct	18-CR-11242307-061	10.CXX	Contract-Department of Agriculture		43,355	
Direct	18-CR-11242316-067	10.CXX	Contract-Department of Agriculture		10,765	
Direct	18-JV-11111136-048	10.CXX	Contract-Department of Agriculture		40,045	
Direct	18-JV-11242307-011 Mod 7	10.CXX	Contract-Department of Agriculture		142,183	
Direct	18-JV-11242315-091	10.CXX	Contract-Department of Agriculture		20,565	
Direct	19-JV-11120101-037 Mod. 03	10.CXX	Contract-Department of Agriculture		7,322	
Direct	19-JV-11242305-101 Mod 1	10.CXX	Contract-Department of Agriculture		86,269	
Direct	19-JV-11242307-047 Mod 1	10.CXX	Contract-Department of Agriculture		36,374	
Direct	20-CS-11090300-020	10.UXX	Unid CFDA-Department of Agriculture		13,348	
Direct	20-CS-11090300-022	10.CXX	Contract-Department of Agriculture		26,177	
Direct	20-CS-11090900-028	10.CXX	Contract-Department of Agriculture		26,694	
Direct	20-CS-11090900-038	10.CXX	Contract-Department of Agriculture		21,623	
Direct	20-JV-11221633-108	10.CXX	Contract-Department of Agriculture		72,685	
Direct	20-JV-11242305-018	10.CXX	Contract-Department of Agriculture		78,036	
Direct	20-JV-11242305-081	10.CXX	Contract-Department of Agriculture		29,503	
Direct	20-JV-11272139-042	10.CXX	Contract-Department of Agriculture		30,053	
Direct	21-CS-11090300-018	10.CXX	Contract-Department of Agriculture		6,166	
Direct	21-PA-11090300-010	10.CXX	Contract-Department of Agriculture		5,163	
Passthrough:						
Claros Technologies, Inc	USDA-001	10.CXX	Contract-Department of Agriculture	COVID-19	8,295	
US Endowment for Forestry & Communities	20-00097	10.CXX	Contract-Department of Agriculture		95,074	
Department of Agriculture, Agricultural Marketing Service						
Passthrough:						
MN Department of Agriculture	167518 PO 3000034001	10.170	Specialty Crop Block Grant Program - Farm Bill		40,388	
MN Department of Agriculture	167956 PO 3000034099 Amd 1	10.170	Specialty Crop Block Grant Program - Farm Bill		6,515	
MN Department of Agriculture	186338/PO 3000037691	10.156	Federal-State Marketing Improvement Program		66,947	
MN Department of Agriculture	PO Number: 3000040698/ SWIFT No. 204275	10.170	Specialty Crop Block Grant Program - Farm Bill		6,911	
MN Department of Agriculture	PO: 3000040701/ SWIFT: 204272	10.170	Specialty Crop Block Grant Program - Farm Bill		24,784	
MN Department of Agriculture	Swift 148636 / PO 3000029756	10.170	Specialty Crop Block Grant Program - Farm Bill		31,827	20,659
MN Department of Agriculture	Swift 148638 PO 3000029757	10.170	Specialty Crop Block Grant Program - Farm Bill		15,260	
MN Department of Agriculture	SWIFT 167517 / PO 3000034002	10.170	Specialty Crop Block Grant Program - Farm Bill		21,465	
MN Department of Agriculture	SWIFT 167519 / PO 3000033999 Am 1	10.170	Specialty Crop Block Grant Program - Farm Bill		24,260	
MN Department of Agriculture	SWIFT 167949/PO3000034106	10.170	Specialty Crop Block Grant Program - Farm Bill		32,052	
MN Department of Agriculture	SWIFT 184523/ PO 3000037358	10.170	Specialty Crop Block Grant Program - Farm Bill		52,606	
MN Department of Agriculture	SWIFT 184962	10.170	Specialty Crop Block Grant Program - Farm Bill		43,241	
MN Department of Agriculture	SWIFT 185100	10.170	Specialty Crop Block Grant Program - Farm Bill		30,855	
MN Department of Agriculture	SWIFT 201401 / PO 3000040399	10.170	Specialty Crop Block Grant Program - Farm Bill		10,675	
MN Department of Agriculture	SWIFT 201662 / PO 3000040394	10.170	Specialty Crop Block Grant Program - Farm Bill		1,323	
MN Department of Agriculture	SWIFT 204274/ PO #3000040699	10.170	Specialty Crop Block Grant Program - Farm Bill		5,924	
MN Department of Agriculture	SWIFT CONTRACT No. 184955	10.170	Specialty Crop Block Grant Program - Farm Bill	COVID-19	53,952	
MN Department of Agriculture	SWIFT Contract No. 184973	10.170	Specialty Crop Block Grant Program - Farm Bill		61,198	
MN Department of Agriculture	Swift No. 184975	10.170	Specialty Crop Block Grant Program - Farm Bill		39,438	
MN Department of Agriculture	SWIFT No. 201403 / PO 3000040397	10.170	Specialty Crop Block Grant Program - Farm Bill		32,690	
MN Department of Agriculture	Swift No. 201405 / PO 3000040396	10.170	Specialty Crop Block Grant Program - Farm Bill		22,946	
MN Department of Agriculture	Swift No. 201660 / PO 3000040395	10.170	Specialty Crop Block Grant Program - Farm Bill		45,564	
MN Department of Agriculture	Swift No. 201665 / PO 3000040393	10.170	Specialty Crop Block Grant Program - Farm Bill		2,520	
MN Department of Agriculture	SWIFT#204282 / PO#3000040694	10.170	Specialty Crop Block Grant Program - Farm Bill		5,006	
MN Department of Agriculture	SWIFT: 167511/PO3000034006	10.170	Specialty Crop Block Grant Program - Farm Bill		15,075	
MN Fruit and Vegetable Growers	185102	10.170	Specialty Crop Block Grant Program - Farm Bill		8,718	

(Continued)

UNIVERSITY OF MINNESOTA

SCHEDULE OF EXPENDITURES OF FEDERAL AWARDS
FOR THE YEAR ENDED JUNE 30, 2022

Cluster, Agency, Subagency, Direct/Pass-through, Pass-through Entity	Award #	ALN#	ALN Program Title	COVID-19	Federal Expenditures	Subrecipient Expenditures
North Dakota State University	FAR0035361	10.170	Specialty Crop Block Grant Program - Farm Bill	\$	4,264	\$ -
Renewing The Countryside	No Award Number	10.172	Local Food Promotion Program		2,506	
University of California, Davis	A21-0139-S001	10.170	Specialty Crop Block Grant Program - Farm Bill		32,294	
University of Wisconsin - Madison	0000000120	10.170	Specialty Crop Block Grant Program - Farm Bill		42,969	
University of Wisconsin - Madison	0000001844	10.175	Farmers Market and Local Food Promotion Program		10,536	
University of Wisconsin - Madison	838K913 Amd 2	10.170	Specialty Crop Block Grant Program - Farm Bill		143,208	
Department of Agriculture, Agricultural Research Service						
Direct	58-0206-9-178 Amd 4	10.001	Agricultural Research Basic and Applied Research		386,634	
Direct	58-3060-0-012 AMD 1	10.001	Agricultural Research Basic and Applied Research		3,753	
Direct	58-3060-1-025 Amd 1	10.001	Agricultural Research Basic and Applied Research		38,748	
Direct	58-3060-8-024	10.001	Agricultural Research Basic and Applied Research		38,080	
Direct	58-3098-7-007	10.001	Agricultural Research Basic and Applied Research		32,870	
Direct	58-5030-0-048	10.001	Agricultural Research Basic and Applied Research		4,944	
Direct	58-5030-2-001	10.001	Agricultural Research Basic and Applied Research		11,296	
Direct	58-5062-0-007	10.001	Agricultural Research Basic and Applied Research		109,618	
Direct	58-5062-0-008	10.001	Agricultural Research Basic and Applied Research		32,339	
Direct	58-5062-0-013	10.001	Agricultural Research Basic and Applied Research		21,988	
Direct	58-5062-0-015	10.001	Agricultural Research Basic and Applied Research		57,614	
Direct	58-5062-0-016 Am 3	10.001	Agricultural Research Basic and Applied Research		170,209	
Direct	58-5062-0-017	10.001	Agricultural Research Basic and Applied Research		6,754	
Direct	58-5062-0-018	10.001	Agricultural Research Basic and Applied Research		42,069	
Direct	58-5062-1-003	10.001	Agricultural Research Basic and Applied Research		9,941	
Direct	58-5062-1-008 Amd 1	10.001	Agricultural Research Basic and Applied Research		11,994	
Direct	58-5062-1-009	10.001	Agricultural Research Basic and Applied Research		31,455	
Direct	58-5062-1-010	10.001	Agricultural Research Basic and Applied Research		97,262	
Direct	58-5062-1-011	10.001	Agricultural Research Basic and Applied Research		40,044	
Direct	58-5062-1-012	10.001	Agricultural Research Basic and Applied Research		246,628	
Direct	58-5062-1-013	10.001	Agricultural Research Basic and Applied Research		87,109	
Direct	58-5062-1-015 Amd 1	10.001	Agricultural Research Basic and Applied Research		13,541	
Direct	58-5062-5-006 Amendment 09	10.001	Agricultural Research Basic and Applied Research		17,651	
Direct	58-5062-7-010	10.001	Agricultural Research Basic and Applied Research		95,018	
Direct	58-5062-8-015	10.001	Agricultural Research Basic and Applied Research		82,222	
Direct	58-5062-9-006 AMD 3	10.001	Agricultural Research Basic and Applied Research		75,092	
Direct	58-5062-9-011	10.001	Agricultural Research Basic and Applied Research		211,407	
Direct	58-5090-1-013 Amd 1	10.001	Agricultural Research Basic and Applied Research		6,424	
Direct	58-6066-0-009	10.001	Agricultural Research Basic and Applied Research		10,039	
Direct	58-6066-0-047 AMD 2	10.001	Agricultural Research Basic and Applied Research		202	
Direct	58-8020-8-008 Amd 1	10.001	Agricultural Research Basic and Applied Research		927	
Direct	58-8042-9-046	10.001	Agricultural Research Basic and Applied Research		5,136	
Direct	58-8064-9-016	10.001	Agricultural Research Basic and Applied Research		89,148	
Direct	58-8064-9-017	10.001	Agricultural Research Basic and Applied Research		112,880	
Direct	59-0206-0-132	10.001	Agricultural Research Basic and Applied Research		22,030	
Direct	59-0206-0-133	10.001	Agricultural Research Basic and Applied Research		92,436	
Direct	59-0206-0-134	10.001	Agricultural Research Basic and Applied Research		213,669	
Direct	59-0206-0-135 Am 2	10.001	Agricultural Research Basic and Applied Research		147,877	
Direct	59-0206-0-177 Amd 2	10.001	Agricultural Research Basic and Applied Research		223,605	
Direct	59-0206-0-181 Am 03	10.001	Agricultural Research Basic and Applied Research		43,611	
Direct	59-0206-0-182 Amd 2	10.001	Agricultural Research Basic and Applied Research		75,200	
Direct	59-0206-1-198	10.001	Agricultural Research Basic and Applied Research		182,019	
Direct	59-2032-0-005	10.001	Agricultural Research Basic and Applied Research		3,798	
Direct	59-5062-1-001	10.001	Agricultural Research Basic and Applied Research		12,988	
Direct	59-5062-2-001	10.001	Agricultural Research Basic and Applied Research		294	
Direct	59-5062-8-001	10.001	Agricultural Research Basic and Applied Research		6,519	
Direct	59-5062-9-001 Am 3	10.001	Agricultural Research Basic and Applied Research		90,771	
Direct	59-6022-7-002	10.001	Agricultural Research Basic and Applied Research		20,648	
Direct	59-6066-1-001	10.001	Agricultural Research Basic and Applied Research		6,294	
Direct	59-6066-2-001	10.001	Agricultural Research Basic and Applied Research		3,000	
Direct	59-6070-1-001	10.001	Agricultural Research Basic and Applied Research		29,938	
Direct	59-6070-1-022	10.001	Agricultural Research Basic and Applied Research		10,190	
Direct	59-6070-1-024	10.001	Agricultural Research Basic and Applied Research		17,491	
Direct	59-6070-2-001	10.001	Agricultural Research Basic and Applied Research		64,787	
Direct	59-6070-2-021	10.001	Agricultural Research Basic and Applied Research		30,854	
Direct	59-6070-2-023	10.001	Agricultural Research Basic and Applied Research		33,119	
Direct	59-8042-0-001	10.001	Agricultural Research Basic and Applied Research		16,737	
Direct	59-8044-1-001	10.001	Agricultural Research Basic and Applied Research		7,904	
Direct	59-8062-2-001	10.001	Agricultural Research Basic and Applied Research		20,928	

(Continued)

UNIVERSITY OF MINNESOTA

SCHEDULE OF EXPENDITURES OF FEDERAL AWARDS
FOR THE YEAR ENDED JUNE 30, 2022

Cluster, Agency, Subagency, Direct/Pass-through, Pass-through Entity	Award #	ALN#	ALN Program Title	COVID-19	Federal Expenditures	Subrecipient Expenditures
Department of Agriculture, Animal and Plant Health Inspection Service						
Direct	AP19VSCAH00C011	10.025	Plant and Animal Disease, Pest Control, and Animal Care	\$	91,112	\$ -
Direct	AP20PQSandT00C059	10.025	Plant and Animal Disease, Pest Control, and Animal Care		31,540	
Direct	AP20VSCAH00C053	10.025	Plant and Animal Disease, Pest Control, and Animal Care		74,491	
Direct	AP20VSCAH00C054	10.025	Plant and Animal Disease, Pest Control, and Animal Care		85,294	
Direct	AP21VSDandB000C007	10.025	Plant and Animal Disease, Pest Control, and Animal Care		124,164	
Direct	AP21VSDandB000C008	10.025	Plant and Animal Disease, Pest Control, and Animal Care		24,527	
Direct	AP21VSDandB000C009	10.025	Plant and Animal Disease, Pest Control, and Animal Care		117,077	
Direct	AP21VSDandB000C016	10.025	Plant and Animal Disease, Pest Control, and Animal Care		169,476	136,421
Direct	AP21VSDandB000C006	10.025	Plant and Animal Disease, Pest Control, and Animal Care		179,197	
Direct	AP21VSSP000C010	10.025	Plant and Animal Disease, Pest Control, and Animal Care		47,713	
Direct	AP21VSSP000C023	10.025	Plant and Animal Disease, Pest Control, and Animal Care		51,596	
Direct	AP21VSSP000C030	10.025	Plant and Animal Disease, Pest Control, and Animal Care		253,406	52,561
Direct	AP21VSSP000C046	10.025	Plant and Animal Disease, Pest Control, and Animal Care		108,592	
Direct	AP21VSSP000C070	10.025	Plant and Animal Disease, Pest Control, and Animal Care		113,835	
Direct	AP22VSDandB000C0005	10.025	Plant and Animal Disease, Pest Control, and Animal Care		20,120	
Direct	AP22VSDandB000C028	10.025	Plant and Animal Disease, Pest Control, and Animal Care		15,044	
Direct	AP22VSSP000C006	10.025	Plant and Animal Disease, Pest Control, and Animal Care		35,529	
Direct	AP22VSSP000C014	10.025	Plant and Animal Disease, Pest Control, and Animal Care		1,654	
Direct	AP22VSSP000C032	10.025	Plant and Animal Disease, Pest Control, and Animal Care		6,771	
Direct	AP22VSSP000C035	10.025	Plant and Animal Disease, Pest Control, and Animal Care		20,183	
Direct	AP22VSSP000C037	10.025	Plant and Animal Disease, Pest Control, and Animal Care		11,794	
Passthrough:						
Michigan State University	RC113415-UMN	10.028	Wildlife Services		5,500	
Minnesota Board of Animal Health	185140	10.025	Plant and Animal Disease, Pest Control, and Animal Care		60,034	
Minnesota Board of Animal Health	No Award Number	10.025	Plant and Animal Disease, Pest Control, and Animal Care		35,823	
Department of Agriculture, Economic Research Service						
Direct	58-3000-8-0060	10.250	Agricultural and Rural Economic Research, Cooperative Agreements and Collaborations		37,116	
Direct	58-4000-0-0017	10.253	Consumer Data and Nutrition Research		19,305	
Direct	58-4000-7-0107 Am 1	10.253	Consumer Data and Nutrition Research		(1)	
Direct	58-4000-8-0019 Amd 01	10.253	Consumer Data and Nutrition Research		28,773	
Passthrough:						
Colorado State University	G-91454-01	10.250	Agricultural and Rural Economic Research, Cooperative Agreements and Collaborations		24,054	
Department of Agriculture, Farm Service Agency	FBC21CPT0011809	10.069	Conservation Reserve Program		7,399	
Department of Agriculture, Food and Nutrition Service						
Passthrough:						
Baylor University	USDA-FNS-CN-20-RSMDP-TX-03	10.579	Child Nutrition Discretionary Grants Limited Availability		30,443	
Department of Agriculture, Forest Service						
Direct	16-DG-11420004-227	10.675	Urban and Community Forestry Program		402	402
Direct	19-DG-11420000-291	10.680	Forest Health Protection		2,636	
Direct	20-CR-11242306-110	10.664	Cooperative Forestry Assistance		32,911	
Direct	20-DG-11094200-177	10.674	Wood Utilization Assistance		78,027	53,880
Direct	20-DG-11094200-211	10.680	Forest Health Protection		10,142	
Direct	20-JV-11242305-105	10.707	Research Joint Venture and Cost Reimbursable Agreements		62,658	
Direct	20-JV-11242305-118	10.707	Research Joint Venture and Cost Reimbursable Agreements		57,555	
Direct	21-CR-11242307-051	10.707	Research Joint Venture and Cost Reimbursable Agreements		187,176	
Direct	21-DG-11094200-255	10.680	Forest Health Protection		9,182	
Direct	21-DG-11132762-282	10.684	International Forestry Programs		133,303	
Direct	21-JV-11242307-012	10.664	Cooperative Forestry Assistance		11,373	
Direct	21-JV-11242307-027	10.682	National Forest Foundation		68,376	
Direct	21-JV-11242307-036	10.680	Forest Health Protection		48,531	
Direct	21-JV-11242313-054	10.680	Forest Health Protection		25,721	
Direct	I20-CS-11330180-011 Mod 2	10.699	Partnership Agreements		56,884	
Passthrough:						
MN Department of Natural Resources	170371/3-164714	10.664	Cooperative Forestry Assistance		63,108	
MN Department of Natural Resources	186643	10.675	Urban and Community Forestry Program		97,368	
MN Department of Natural Resources	204112	10.675	Urban and Community Forestry Program		87,000	
MN Department of Natural Resources	SWIFT 140264 PO 3-130060	10.675	Urban and Community Forestry Program		5,721	
MN Department of Natural Resources	SWIFT Contract/PO Nos. 174931 / 3-169025	10.680	Forest Health Protection		41,544	
Virginia Tech	549150-19114	10.674	Wood Utilization Assistance		1,175	
Washington State University	138183 G004277	10.674	Wood Utilization Assistance		2,743	
Department of Agriculture, National Institute of Food and Agriculture						
Direct	Non Spon Mcintire-Stennis Fund Appr	10.202	Cooperative Forestry Research		825,831	

(Continued)

UNIVERSITY OF MINNESOTA

SCHEDULE OF EXPENDITURES OF FEDERAL AWARDS
FOR THE YEAR ENDED JUNE 30, 2022

Cluster, Agency, Subagency, Direct/Pass-through, Pass-through Entity	Award #	ALN#	ALN Program Title	COVID-19	Federal Expenditures	Subrecipient Expenditures
Direct	Non Spon Hatch Act Fund Appr	10.203	Payments to Agricultural Experiment Stations Under the Hatch Act		\$ 5,771,783	\$ -
Direct	Non Spon Animal Health and Disease Research Fund Appr	10.207	Animal Health and Disease Research		180,371	28,968
Direct	2016-51300-25722	10.307	Organic Agriculture Research and Extension Initiative		46,016	9,009
Direct	2016-68003-24850 / 2022-00699 Am 7	10.310	Agriculture and Food Research Initiative (AFRI)		279,068	
Direct	2017-38640-26916	10.215	Sustainable Agriculture Research and Education		922,413	387,522
Direct	2017-51106-27129 Am 3	10.303	Integrated Programs		63,375	
Direct	2017-51181-27222	10.309	Specialty Crop Research Initiative		1,095,223	736,172
Direct	2017-67015-26296	10.310	Agriculture and Food Research Initiative (AFRI)		55,177	
Direct	2017-67015-26633 / 2021-04099	10.310	Agriculture and Food Research Initiative (AFRI)		30,545	
Direct	2017-68006-26231	10.310	Agriculture and Food Research Initiative (AFRI)		11,336	
Direct	2018-33522-28747	10.219	Biotechnology Risk Assessment Research		130,969	
Direct	2018-38640-28416	10.215	Sustainable Agriculture Research and Education		1,641,684	1,292,680
Direct	2018-51106-28772	10.303	Integrated Programs		110,544	84,861
Direct	2018-51181-28704	10.309	Specialty Crop Research Initiative		1,334,412	1,113,463
Direct	2018-51300-28563 / 2022-05638	10.307	Organic Agriculture Research and Extension Initiative		347,390	39,976
Direct	2018-67013-27403 / 2022-07407 Amd 2	10.310	Agriculture and Food Research Initiative (AFRI)		45,324	
Direct	2018-67013-27532 Amd 01 / 2017-06484	10.310	Agriculture and Food Research Initiative (AFRI)		192,651	4,623
Direct	2018-67013-27534	10.310	Agriculture and Food Research Initiative (AFRI)		353,832	
Direct	2018-67013-27819 / 2017-08221	10.310	Agriculture and Food Research Initiative (AFRI)		107,301	
Direct	2018-67013-28061 / 2017-08222	10.310	Agriculture and Food Research Initiative (AFRI)		119,111	
Direct	2018-67015-28128 / 2017-05330	10.310	Agriculture and Food Research Initiative (AFRI)		(10,248)	6,804
Direct	2018-67015-28298 / 2017-05705	10.310	Agriculture and Food Research Initiative (AFRI)		25,988	25,988
Direct	2018-67019-27808	10.310	Agriculture and Food Research Initiative (AFRI)		118,718	58,150
Direct	2018-67023-27683	10.310	Agriculture and Food Research Initiative (AFRI)		35,435	2,214
Direct	2018-68003-27464	10.310	Agriculture and Food Research Initiative (AFRI)		194,481	
Direct	2018-68005-27635	10.310	Agriculture and Food Research Initiative (AFRI)		180,528	
Direct	2018-68008-27890	10.310	Agriculture and Food Research Initiative (AFRI)		15,854	
Direct	2018-70005-28774	10.330	Alfalfa and Forage Research Program		88,778	56,427
Direct	2018-70027-28584 Am 8 / 2021-00257	10.500	Cooperative Extension Service		1,049,688	274,917
Direct	2019-33522-30200	10.219	Biotechnology Risk Assessment Research		128,061	47,610
Direct	2019-38640-29879	10.215	Sustainable Agriculture Research and Education		1,992,116	1,552,240
Direct	2019-51181-30025	10.309	Specialty Crop Research Initiative		670,626	344,522
Direct	2019-51300-30484	10.307	Organic Agriculture Research and Extension Initiative		189,564	79,457
Direct	2019-67009-29004	10.310	Agriculture and Food Research Initiative (AFRI)		391,188	58,965
Direct	2019-67011-29607	10.310	Agriculture and Food Research Initiative (AFRI)		649	
Direct	2019-67012-29528	10.310	Agriculture and Food Research Initiative (AFRI)		6,453	
Direct	2019-67013-29201	10.310	Agriculture and Food Research Initiative (AFRI)		146,609	
Direct	2019-67015-29118	10.310	Agriculture and Food Research Initiative (AFRI)		651,500	
Direct	2019-67017-29110 / 2018-06198	10.310	Agriculture and Food Research Initiative (AFRI)		81,942	
Direct	2019-67017-29184	10.310	Agriculture and Food Research Initiative (AFRI)		14,024	
Direct	2019-67017-29582	10.310	Agriculture and Food Research Initiative (AFRI)		69,719	
Direct	2019-67019-29403 Amendment 1	10.310	Agriculture and Food Research Initiative (AFRI)		191,074	40,369
Direct	2019-67030-29569 Am 2	10.310	Agriculture and Food Research Initiative (AFRI)		73,370	
Direct	2019-68006-29333 Amd 1 / 2021-02474	10.310	Agriculture and Food Research Initiative (AFRI)		67,711	
Direct	2019-68008-29892 / 2021-07443	10.310	Agriculture and Food Research Initiative (AFRI)		98,967	
Direct	2019-70005-30287 Am02	10.330	Alfalfa and Forage Research Program		125,400	
Direct	2020-38640-31522	10.215	Sustainable Agriculture Research and Education		2,087,837	1,447,056
Direct	2020-51106-32357	10.303	Integrated Programs		158,005	
Direct	2020-51300-32177 Am1 / 2022-06226	10.307	Organic Agriculture Research and Extension Initiative		286,800	
Direct	2020-67013-30869	10.310	Agriculture and Food Research Initiative (AFRI)		156,621	
Direct	2020-67013-31187	10.310	Agriculture and Food Research Initiative (AFRI)		118,003	
Direct	2020-67015-31133 / 2019-05312 Amd 1	10.310	Agriculture and Food Research Initiative (AFRI)		180,476	21,081
Direct	2020-67015-31394 / 2019-03089	10.310	Agriculture and Food Research Initiative (AFRI)		277,549	
Direct	2020-67015-31678 / 2019-05908	10.310	Agriculture and Food Research Initiative (AFRI)		127,817	
Direct	2020-67017-30787 / 2019-06931 Amd 1	10.310	Agriculture and Food Research Initiative (AFRI)		125,754	
Direct	2020-67017-33235	10.310	Agriculture and Food Research Initiative (AFRI)		43,877	
Direct	2020-67019-31148	10.310	Agriculture and Food Research Initiative (AFRI)		220,275	
Direct	2020-67021-30755	10.310	Agriculture and Food Research Initiative (AFRI)		322,033	
Direct	2020-67021-31956 / 2019-06437	10.310	Agriculture and Food Research Initiative (AFRI)		192,371	
Direct	2020-67021-32465 / 2019-07443	10.310	Agriculture and Food Research Initiative (AFRI)		87,182	
Direct	2020-67021-32477	10.310	Agriculture and Food Research Initiative (AFRI)		187,711	111,037
Direct	2020-67023-33263 / 2021-00974 Am 1	10.310	Agriculture and Food Research Initiative (AFRI)		73,535	27,287
Direct	2020-67034-31739 / 2019-07137	10.310	Agriculture and Food Research Initiative (AFRI)		35,728	
Direct	2020-67034-31940 Amendment 1	10.310	Agriculture and Food Research Initiative (AFRI)		74,889	
Direct	2020-68006-33037 Amd 2	10.310	Agriculture and Food Research Initiative (AFRI)	COVID-19	517,847	259,233
Direct	2020-68008-31410 / 2022-06223	10.310	Agriculture and Food Research Initiative (AFRI)		91,679	

(Continued)

UNIVERSITY OF MINNESOTA

SCHEDULE OF EXPENDITURES OF FEDERAL AWARDS
FOR THE YEAR ENDED JUNE 30, 2022

Cluster, Agency, Subagency, Direct/Pass-through, Pass-through Entity	Award #	ALN#	ALN Program Title	COVID-19	Federal Expenditures	Subrecipient Expenditures
Direct	2020-68012-31934	10.310	Agriculture and Food Research Initiative (AFRI)	\$	1,571,426	\$ 605,138
Direct	2020-68014-30974 / 2019-08207	10.310	Agriculture and Food Research Initiative (AFRI)		268,506	
Direct	2020-70003-30925 Am 1	10.217	Higher Education - Institution Challenge Grants Program		40,368	
Direct	2021-33522-35340	10.219	Biotechnology Risk Assessment Research		33,789	
Direct	2021-38420-34078 / 2022-06258	10.210	Higher Education-Graduate Fellowships Grant Program		42,041	
Direct	2021-38640-34714 Am 3	10.215	Sustainable Agriculture Research and Education		714,733	111,083
Direct	2021-51181-35861	10.309	Specialty Crop Research Initiative		519,653	61,419
Direct	2021-51300-34894	10.307	Organic Agriculture Research and Extension Initiative		74,803	
Direct	2021-67013-34565	10.310	Agriculture and Food Research Initiative (AFRI)		180,962	67,470
Direct	2021-67015-34462	10.310	Agriculture and Food Research Initiative (AFRI)		154,104	
Direct	2021-67015-34558	10.310	Agriculture and Food Research Initiative (AFRI)		30,279	9,601
Direct	2021-67023-33821	10.310	Agriculture and Food Research Initiative (AFRI)		92,683	26,082
Direct	2021-67034-35177	10.310	Agriculture and Food Research Initiative (AFRI)		67,549	
Direct	2021-68014-33655 / 2010-38575A	10.310	Agriculture and Food Research Initiative (AFRI)		244,791	
Direct	2021-68015-33499	10.310	Agriculture and Food Research Initiative (AFRI)		165,890	
Direct	2021-70027-34669	10.500	Cooperative Extension Service		171,268	
Direct	2021-70033-35696	10.311	Beginning Farmer and Rancher Development Program		199,065	27,675
Direct	2022-67013-36128	10.310	Agriculture and Food Research Initiative (AFRI)		29,113	
Direct	2022-67013-36129	10.310	Agriculture and Food Research Initiative (AFRI)		7,458	5,221
Direct	2022-67013-36505	10.310	Agriculture and Food Research Initiative (AFRI)		15,214	
Direct	2022-67015-36311	10.310	Agriculture and Food Research Initiative (AFRI)		11,636	
Direct	2022-67015-36320 / 2022-02035	10.310	Agriculture and Food Research Initiative (AFRI)		69,447	
Direct	2022-67015-36660	10.310	Agriculture and Food Research Initiative (AFRI)		8,657	
Direct	2022-67023-36732	10.310	Agriculture and Food Research Initiative (AFRI)		33,400	
Direct	2022-67037-36617	10.310	Agriculture and Food Research Initiative (AFRI)		9,508	
Direct	2022-68008-37146	10.310	Agriculture and Food Research Initiative (AFRI)		7,362	
Direct	21-JV-11242305-093	10.307	Organic Agriculture Research and Extension Initiative		7,131	
Direct	21-JV-11242309-074	10.512	Agriculture Extension at 1890 Land-grant Institutions		1,972	
Direct	BG2016-38640-25381	10.215	Sustainable Agriculture Research and Education		98,076	
Passthrough:						
Alabama A&M University	AAMU-2022-003	10.216	1890 Institution Capacity Building Grants		8,069	
Arizona State University	ASUB00000726	10.310	Agriculture and Food Research Initiative (AFRI)		80,361	
College of Menominee Nation	2020UM	10.227	1994 Institutions Research Program		16,920	
Cornell University	137901-21036	10.307	Organic Agriculture Research and Extension Initiative		1,114	
Cornell University	139701-21225	10.330	Alfalfa and Forage Research Program		393	
Cornell University	86588-11191 Amd 4	10.303	Integrated Programs		28,530	
Fond Du Lac Tribal & Community College	1	10.227	1994 Institutions Research Program		2,575	
Frontline Biotechnologies Inc	No Award Number	10.212	Small Business Innovation Research		10,989	
Illinois State University	A18-0071-5003 A04	10.310	Agriculture and Food Research Initiative (AFRI)		90,624	
Kansas State University	A21-0411-5001	10.310	Agriculture and Food Research Initiative (AFRI)		66,717	
KWJ Engineering, Inc	No Award Number	10.212	Small Business Innovation Research		40,431	
Michigan State University	RC106556J Amendment 5	10.304	Homeland Security Agricultural		2,689	
Michigan State University	RC110838UM Amd01	10.200	Grants for Agricultural Research, Special Research Grants		40,125	
Michigan State University	RC110844UM	10.329	Crop Protection and Pest Management Competitive Grants Program		9,000	
Michigan State University	RC111153B / 2020-67015-30827 prime	10.310	Agriculture and Food Research Initiative (AFRI)		38,680	
Michigan State University	RC112679B	10.200	Grants for Agricultural Research, Special Research Grants		165,430	
Michigan State University	RC112910T	10.304	Homeland Security Agricultural		19,306	
Mississippi State University	016200.327031.01	10.310	Agriculture and Food Research Initiative (AFRI)		28,662	
Montana State University	G205-18-W7165	10.217	Higher Education - Institution Challenge Grants Program		53,240	
North Carolina State University	2017-0398-07 Amendment 2	10.309	Specialty Crop Research Initiative		13,483	
North Carolina State University	2020/0510-01	10.310	Agriculture and Food Research Initiative (AFRI)		11,688	
North Dakota State University	FAR0033769	10.200	Grants for Agricultural Research, Special Research Grants		17,209	
Oregon State University	C0519A-B	10.307	Organic Agriculture Research and Extension Initiative		10,060	
Oregon State University	C0566B-B Am 1	10.307	Organic Agriculture Research and Extension Initiative		63,063	
Pennsylvania State University	5611-UM-NIFA-5862	10.307	Organic Agriculture Research and Extension Initiative		(5,357)	
Pennsylvania State University	5839-UM-USDA-7538 / 2018-67013-27538	10.310	Agriculture and Food Research Initiative (AFRI)		11,408	
Pennsylvania State University	S001635-USDA	10.310	Agriculture and Food Research Initiative (AFRI)		4,495	
Princeton University	SUB0000375 Am 2	10.310	Agriculture and Food Research Initiative (AFRI)		292,445	
Purdue University	F9000315202088	10.310	Agriculture and Food Research Initiative (AFRI)		13,716	
Red Lake Nation College	2021-38424-33458 Amd 1	10.227	1994 Institutions Research Program		5,101	
State of Connecticut	CAES-2022-23107-1	10.310	Agriculture and Food Research Initiative (AFRI)		6,011	
Texas A&M University	M2002885	10.309	Specialty Crop Research Initiative		27,839	
Texas Tech University	21A530-01	10.310	Agriculture and Food Research Initiative (AFRI)		57,536	
The Ohio State University	60070649/RF0159393 (new) 60045862 (old)	10.310	Agriculture and Food Research Initiative (AFRI)		20,391	
The Ohio State University	60078003/PO RF01620641	10.307	Organic Agriculture Research and Extension Initiative		69,172	
The University of Georgia	SUB00001845	10.307	Organic Agriculture Research and Extension Initiative		21,490	

(Continued)

UNIVERSITY OF MINNESOTA

SCHEDULE OF EXPENDITURES OF FEDERAL AWARDS
FOR THE YEAR ENDED JUNE 30, 2022

Cluster, Agency, Subagency, Direct/Pass-through, Pass-through Entity	Award #	ALN#	ALN Program Title	COVID-19	Federal Expenditures	Subrecipient Expenditures
The University of Tennessee at Knoxville	9500070953 Mod 1	10.310	Agriculture and Food Research Initiative (AFRI)	\$	7,221	\$ -
Two Blades Foundation	No Award Number	10.310	Agriculture and Food Research Initiative (AFRI)		7,792	
University of Illinois at Urbana-Champaign	090457-16884 Am 1	10.310	Agriculture and Food Research Initiative (AFRI)		79,608	
University of California, Davis	201603566-07 / A17-0484-S007-A04	10.310	Agriculture and Food Research Initiative (AFRI)		74,202	
University of California, Davis	A22-1483-S010	10.310	Agriculture and Food Research Initiative (AFRI)		19,565	
University of Connecticut	Subaward No. 409420	10.310	Agriculture and Food Research Initiative (AFRI)		78,815	
University of Maryland	33585-Z5775001 Amendment A	10.310	Agriculture and Food Research Initiative (AFRI)		65,474	
University of Maryland	91310-Z5208204 Am A	10.310	Agriculture and Food Research Initiative (AFRI)		136,300	
University of Maryland	95353-Z5248202	10.310	Agriculture and Food Research Initiative (AFRI)		2,230	
University of Missouri	C00075394-1	10.309	Specialty Crop Research Initiative		17,595	
University of Nebraska-Lincoln	25-1220-0005-002	10.310	Agriculture and Food Research Initiative (AFRI)		32,073	
University of New Hampshire	L0106	10.303	Integrated Programs		135,822	
University of Pennsylvania	583992	10.310	Agriculture and Food Research Initiative (AFRI)		6,421	
University of Wisconsin - Madison	0000000256	10.310	Agriculture and Food Research Initiative (AFRI)		179,048	
University of Wisconsin - Madison	0000000367 Am 1	10.309	Specialty Crop Research Initiative		124,138	
University of Wisconsin - Madison	0000001594	10.200	Grants for Agricultural Research, Special Research Grants		11,892	
University of Wisconsin - Madison	0000001641	10.303	Integrated Programs		49,330	
University of Wisconsin - Madison	859K040	10.310	Agriculture and Food Research Initiative (AFRI)		786	
Virginia Polytechnic Inst & State University	422680-19114	10.312	Biomass Research and Development Initiative Competitive Grants Program (BRDI)		46,304	
Western Illinois University	2019-69012-29851-02 / PO: N002309	10.310	Agriculture and Food Research Initiative (AFRI)		774,020	22,812
Department of Agriculture, Natural Resources Conservation Service						
Direct	NR183A750025C013	10.902	Soil and Water Conservation		25,592	
Direct	NR193A750008G001	10.912	Environmental Quality Incentives Program		32,982	
Direct	NR203A750008G002 Amd 1	10.912	Environmental Quality Incentives Program		184,153	
Direct	NR213A750013G005	10.912	Environmental Quality Incentives Program		113,419	35,514
Direct	NR213A750013G029	10.912	Environmental Quality Incentives Program		36,069	
Passthrough:						
The University of Kansas	FY2021-055	10.902	Soil and Water Conservation		66,441	
University of Illinois	103926-18836	10.912	Environmental Quality Incentives Program		1,043	
University of Illinois	104772-18519 Am 01	10.912	Environmental Quality Incentives Program		38,283	20,901
Department of Agriculture, Office of the Chief Economist						
Direct	FSA20CPT0011012 Am 1	10.290	Agricultural Market and Economic Research		101,288	18,445
Department of Commerce						
Passthrough:						
SRCCO	2018-NE-2861-3	11.CXX	Contract-Department of Commerce		1,446,294	688,173
Department of Commerce, National Institute of Standards and Technology						
Direct	70NANB20H175	11.609	Measurement and Engineering Research and Standards		69,145	
Direct	NA180AR4170101 Amend. 19	11.417	Sea Grant Support		2,730	
Direct	NA20NOS4200147	11.420	Coastal Zone Management Estuarine Research Reserves		42,977	
Direct	NA210AR4310134	11.431	Climate and Atmospheric Research		1,846	
Direct	NA210AR4310282	11.431	Climate and Atmospheric Research		24,678	3,825
Passthrough:						
Florida Atlantic University	IOOS098/HABON-02	11.012	Integrated Ocean Observing System (IOOS)		17,602	
Great Lakes Observing System	IOOS/NBN-02 Amend 3	11.012	Integrated Ocean Observing System (IOOS)		12,125	
Great Lakes Observing System	IOOS025/SGL-19	11.012	Integrated Ocean Observing System (IOOS)		46,778	
Minnesota's Lake Superior Coastal Prog.	19-306-13Q 201385 PO#3000201083	11.419	Coastal Zone Management Administration Awards		9,800	
Minnesota's Lake Superior Coastal Prog.	20-306-08E Amend. 1, Agreement 190708	11.419	Coastal Zone Management Administration Awards		8,615	
Minnesota's Lake Superior Coastal Prog.	Cont #163695 / PO #3-157958; 19-306-08	11.419	Coastal Zone Management Administration Awards		7,147	
Minnesota's Lake Superior Coastal Prog.	Contract#163854 / PO#3000158096 mod 3	11.419	Coastal Zone Management Administration Awards		4,949	
MN Department of Natural Resources	199377	11.419	Coastal Zone Management Administration Awards		14,221	
MN Department of Natural Resources	199380	11.419	Coastal Zone Management Administration Awards		36,473	
University of Maryland	102651-Z7554215	11.432	National Oceanic and Atmospheric Administration (NOAA)		60,086	
University of Michigan	PO# 3006246345, SUBK00013242	11.432	National Oceanic and Atmospheric Administration (NOAA)		3,332	
University of Michigan	SUBK00016726	11.432	National Oceanic and Atmospheric Administration (NOAA)		9,326	
University of Michigan	SUBK00017615/PO # 3007057576	11.432	National Oceanic and Atmospheric Administration (NOAA)		1,706	
University of Nebraska Medical Center	35-5420-2005-001 Am1:35-5420-2005-002	11.431	Climate and Atmospheric Research		65,459	
Department of Defense						
Direct	N00167-17-D-0002/N0016721F0231	12.CXX	Contract-Department of Defense		4,246	
Direct	N3943020P2205 (Req 1300850525)	12.CXX	Contract-Department of Defense		34,676	
Direct	W81XWH-15-P-0174 P04	12.CXX	Contract-Department of Defense		2,769	
Direct	W81XWH1810806	12.CXX	Contract-Department of Defense		242,766	35,117
Direct	W81XWH2020047	12.CXX	Contract-Department of Defense		309,655	
Direct	W81XWH20C0127 P00003	12.CXX	Contract-Department of Defense		138,200	
Direct	W912HQ-16-C-0027 P00008	12.CXX	Contract-Department of Defense		2,218	
Direct	W912HQ19C0050	12.CXX	Contract-Department of Defense		330,027	121,908

(Continued)

UNIVERSITY OF MINNESOTA

SCHEDULE OF EXPENDITURES OF FEDERAL AWARDS
FOR THE YEAR ENDED JUNE 30, 2022

Cluster, Agency, Subagency, Direct/Pass-through, Pass-through Entity	Award #	ALN#	ALN Program Title	COVID-19	Federal Expenditures	Subrecipient Expenditures
Direct	W912HQ20C0041	12.CXX	Contract-Department of Defense		\$ 212,577	\$ -
Direct	W912HQ20C0078	12.CXX	Contract-Department of Defense		262,160	64,836
Direct	W912HZ-18-2-0019 P00004	12.CXX	Contract-Department of Defense		24,043	
Passthrough:						
Aerosol Devices, Inc	No Award Number	12.CXX	Contract-Department of Defense		25,737	
Center for Veterans Research & Education	W81XWH18C0314	12.CXX	Contract-Department of Defense		33,037	
Claros Technologies, Inc	No. 002/W911QY19P0180	12.CXX	Contract-Department of Defense		7	
Dzyne Technologies Incorporated	MON001-5-016-05 Mod 2	12.CXX	Contract-Department of Defense		2,362	
Fibralign Corporation	18263002 / PRO: 1906-37116A	12.CXX	Contract-Department of Defense		116,205	
General Electric Company	PO 401146966 Amend 1	12.CXX	Contract-Department of Defense		35,251	
Innovative Scientific Solutions, Inc	SB20271	12.CXX	Contract-Department of Defense		33,506	
Innoveering, LLC	5155-02-Mod 01	12.CXX	Contract-Department of Defense		70,787	
Johns Hopkins University	151436 Mod 7	12.CXX	Contract-Department of Defense		39,153	
Johns Hopkins University	169877 Modification 3 Corrected	12.CXX	Contract-Department of Defense		220,099	
Leidos Biomedical Research, Inc	P010267229-Modification #1	12.CXX	Contract-Department of Defense		9,073	
Niron Magnetics, Inc	S-2021-0059-0001	12.CXX	Contract-Department of Defense		122,725	
Polaris Sensor Technologies, Inc	S-20-02201 Modification 2	12.CXX	Contract-Department of Defense		125,164	
Questek Innovations LLC	No Award Number	12.CXX	Contract-Department of Defense		24,154	
Rockwell Collins, Inc	PO 4506677677 / FA8750-18-C-0099-12	12.CXX	Contract-Department of Defense		89,100	
Space Dynamics Laboratory	CP0053710 Mod04	12.CXX	Contract-Department of Defense		90,489	
Spectral Sciences, Inc	3642-104-47/12031	12.CXX	Contract-Department of Defense		128,757	
Systems Technology, Inc	N6833519C0433	12.CXX	Contract-Department of Defense		124,938	
The Geneva Foundation	S-10753-01 Amendment 02	12.CXX	Contract-Department of Defense		81,601	
The Ultran Group, Inc	Ultran-Lim-1 Amend 6	12.CXX	Contract-Department of Defense		891,858	
The Ultran Group, Inc	Ultran-MCDC-Lim-1 Amend 1	12.CXX	Contract-Department of Defense		66,597	
University of Notre Dame	203278UMN Am 6	12.CXX	Contract-Department of Defense	COVID-19	237,072	
University of Pittsburgh	CNVA00048028 (412078-2)	12.CXX	Contract-Department of Defense		(2,403)	
University of Washington	UWSC12383 / BPO # 52543 Am 2	12.CXX	Contract-Department of Defense		73,099	
Washington University in St Louis	WU-21-257; PO ST00003259	12.CXX	Contract-Department of Defense		64,044	
Department of Defense, Defense Advanced Research Projects Agency (DARPA)						
Direct	D17AP00028 AMD05	12.910	Research and Technology Development		165,908	167,730
Direct	FA8650-18-2-7868-P00006	12.910	Research and Technology Development		688,940	233,700
Direct	FA8650-20-2-7009-Modification P00004	12.910	Research and Technology Development		563,587	451,630
Direct	HR0011-17-2-0038 Mod P00004	12.910	Research and Technology Development		73,387	
Direct	HR0011-20-1-0006 P00001	12.910	Research and Technology Development		199,715	
Direct	HR0011-21-2-0015	12.910	Research and Technology Development		167,350	
Direct	N660011824018 P00005	12.910	Research and Technology Development		31,308	
Direct	N660011824048 P00009	12.910	Research and Technology Development		1,345,929	678,695
Direct	W911NF2110352	12.910	Research and Technology Development		99,861	
Passthrough:						
Columbia University	1(GG017196-02)-Amendment #1	12.910	Research and Technology Development		128,759	
Cornell University	17-05/17-04 Am. 006	12.910	Research and Technology Development		49,332	
Northwestern University	60059016 MINN Amd 2	12.910	Research and Technology Development		29,866	
University of Illinois at Urbana-Champaign	090165-16881-05	12.910	Research and Technology Development		52,128	
University of California, San Diego	Reg: 104631889 PO: S9001991-Amendment #5	12.910	Research and Technology Development		165,915	
University of Southern California	97307398 amd09	12.910	Research and Technology Development		56,164	
Department of Defense, Defense Threat Reduction Agency (DTRA)						
Direct	HDTRA11710045	12.351	Scientific Research - Combating Weapons of Mass Destruction		8,043	6,619
Passthrough:						
University of Pittsburgh	AWD00004334	12.351	Scientific Research - Combating Weapons of Mass Destruction		44,319	
Department of Defense, Dept of the Air Force						
Direct	FA7000-19-2-0003 P00001	12.800	Air Force Defense Research Sciences Program		172,484	
Direct	FA9453-20-1-0012 P00004	12.800	Air Force Defense Research Sciences Program		65,073	
Direct	FA9550-18-1-0115 P00004	12.800	Air Force Defense Research Sciences Program		94,527	94,527
Direct	FA9550-18-1-0149 P00005	12.800	Air Force Defense Research Sciences Program		51,950	51,950
Direct	FA9550-18-1-0339 P00004	12.800	Air Force Defense Research Sciences Program		256,804	
Direct	FA9550-19-1-0034 amendment P00002	12.800	Air Force Defense Research Sciences Program		150,000	
Direct	FA9550-19-1-0191 P00002	12.800	Air Force Defense Research Sciences Program		353,047	117,796
Direct	FA9550-19-1-0245 P00003	12.800	Air Force Defense Research Sciences Program		312,589	
Direct	FA9550-19-1-0308 P03	12.800	Air Force Defense Research Sciences Program		222,325	
Direct	FA9550-20-1-0360 P00001	12.800	Air Force Defense Research Sciences Program		148,751	60,463
Direct	FA9550-21-1-0025 P00001	12.800	Air Force Defense Research Sciences Program		139,450	
Direct	FA9550-21-1-0106/PO2	12.800	Air Force Defense Research Sciences Program		191,254	
Direct	FA9550-21-1-0273 P00001	12.800	Air Force Defense Research Sciences Program		115,772	
Direct	FA9550-21-1-0423	12.800	Air Force Defense Research Sciences Program		28,732	
Direct	FA9550-22-1-0070	12.800	Air Force Defense Research Sciences Program		29,180	

UNIVERSITY OF MINNESOTA

SCHEDULE OF EXPENDITURES OF FEDERAL AWARDS
FOR THE YEAR ENDED JUNE 30, 2022

Cluster, Agency, Subagency, Direct/Pass-through, Pass-through Entity	Award #	ALN#	ALN Program Title	COVID-19	Federal Expenditures	Subrecipient Expenditures
Passthrough:						
California Institute of Technology	S415021	12.800	Air Force Defense Research Sciences Program	\$	465,615	\$ -
California Institute of Technology	S421700 am 6	12.800	Air Force Defense Research Sciences Program		238,426	
California Institute of Technology	S437970	12.800	Air Force Defense Research Sciences Program		440,857	
Clarkson Aerospace Corp	MINN-21-1-0460	12.800	Air Force Defense Research Sciences Program		14,071	
San Diego State University Foundation	D8010-02 SA00 5A552A 7802	12.800	Air Force Defense Research Sciences Program		3,017	
Stanford University	62718247-202251	12.800	Air Force Defense Research Sciences Program		111,737	
Texas A&M University	M1903681 / FA-9550-19-1-0347.03	12.800	Air Force Defense Research Sciences Program		104,097	
The Ohio State University	60070849/GR114285 POFRO1568824	12.800	Air Force Defense Research Sciences Program		9,785	
The Ohio State University	60071266 Am7	12.800	Air Force Defense Research Sciences Program		150,387	
University of Colorado at Boulder	1556079 / PO # 1000971998 Amd #9	12.800	Air Force Defense Research Sciences Program		227,687	
University of Dayton	RSC18016 Rev 3	12.800	Air Force Defense Research Sciences Program		54,559	
University of San Diego	A21-0038-S004-Amendment #1	12.800	Air Force Defense Research Sciences Program		207,383	
Department of Defense, Dept of the Army						
Direct	FA9550-21-1-0213	12.431	Basic Scientific Research		141,003	
Direct	W81XWH-16-1-0380/001086661-0001	12.420	Military Medical Research and Development		24	
Direct	W81XWH-16-1-0407	12.420	Military Medical Research and Development		400,048	205,103
Direct	W81XWH-17-1-0081 P00004	12.420	Military Medical Research and Development		4,649	
Direct	W81XWH-17-1-0445	12.420	Military Medical Research and Development		125,202	
Direct	W81XWH-17-1-0462 P00001	12.420	Military Medical Research and Development		22,306	
Direct	W81XWH-17-1-0485 (PC160357P2)	12.420	Military Medical Research and Development		71,748	
Direct	W81XWH-17-1-0633	12.420	Military Medical Research and Development		35,773	
Direct	W81XWH-17-1-0635	12.420	Military Medical Research and Development		5,695	
Direct	W81XWH-17-1-0636 P00001	12.420	Military Medical Research and Development		34,173	
Direct	W81XWH-17-1-0677 Amd P02	12.420	Military Medical Research and Development		38,647	
Direct	W81XWH1810068	12.420	Military Medical Research and Development		(30)	
Direct	W81XWH1810319 P00001	12.420	Military Medical Research and Development		140,354	34,269
Direct	W81XWH1810493	12.420	Military Medical Research and Development		142,037	
Direct	W81XWH1810542	12.420	Military Medical Research and Development		104,892	
Direct	W81XWH1810577	12.420	Military Medical Research and Development		366,991	153,245
Direct	W81XWH1810582	12.420	Military Medical Research and Development		97,670	
Direct	W81XWH-18-1-0687	12.420	Military Medical Research and Development		194,312	
Direct	W81XWH1810722 / 0011194662-P00002	12.420	Military Medical Research and Development		204,170	
Direct	W81XWH1910013 - Amendment P00001	12.420	Military Medical Research and Development		198,218	
Direct	W81XWH1910014-P00002	12.420	Military Medical Research and Development		184,103	
Direct	W81XWH1910075-P00003	12.420	Military Medical Research and Development		325,957	
Direct	W81XWH1910099 P000002	12.420	Military Medical Research and Development		179,590	
Direct	W81XWH-19-1-0132	12.420	Military Medical Research and Development		196,518	
Direct	W81XWH1910161	12.420	Military Medical Research and Development		176,470	
Direct	W81XWH1910243	12.420	Military Medical Research and Development		(26,486)	
Direct	W81XWH-19-1-0610 P00001	12.420	Military Medical Research and Development		246,372	
Direct	W81XWH1910673	12.420	Military Medical Research and Development		615,127	
Direct	W81XWH1910699	12.420	Military Medical Research and Development		166,109	
Direct	W81XWH1910700 P00001	12.420	Military Medical Research and Development		96,154	
Direct	W81XWH2010070	12.420	Military Medical Research and Development		132,202	
Direct	W81XWH2010294	12.420	Military Medical Research and Development		162,324	
Direct	W81XWH2010341	12.420	Military Medical Research and Development		159,550	
Direct	W81XWH2010402	12.420	Military Medical Research and Development		423,647	
Direct	W81XWH2010509	12.420	Military Medical Research and Development		402,069	
Direct	W81XWH2010535	12.420	Military Medical Research and Development		214,249	
Direct	W81XWH-20-1-0563 P00001	12.420	Military Medical Research and Development		177,809	2,742
Direct	W81XWH2010622	12.420	Military Medical Research and Development		232,761	
Direct	W81XWH2010659	12.420	Military Medical Research and Development		178,112	
Direct	W81XWH2010682	12.420	Military Medical Research and Development		391,099	112,600
Direct	W81XWH2010885	12.420	Military Medical Research and Development		164,040	46,166
Direct	W81XWH2020048	12.420	Military Medical Research and Development		592,400	
Direct	W81XWH2110255	12.420	Military Medical Research and Development		170,878	
Direct	W81XWH2110347 P00001	12.420	Military Medical Research and Development		256,218	
Direct	W81XWH2110397	12.420	Military Medical Research and Development		279,407	
Direct	W81XWH2110525	12.420	Military Medical Research and Development		84,223	
Direct	W81XWH2110546	12.420	Military Medical Research and Development		109,758	
Direct	W81XWH2110589	12.420	Military Medical Research and Development		80,880	7,192
Direct	W81XWH2110606	12.420	Military Medical Research and Development		175,417	
Direct	W81XWH2110674	12.420	Military Medical Research and Development		436,899	26,575
Direct	W81XWH2110726	12.420	Military Medical Research and Development		71,702	
Direct	W81XWH2210184	12.420	Military Medical Research and Development		6,836	

(Continued)

UNIVERSITY OF MINNESOTA

SCHEDULE OF EXPENDITURES OF FEDERAL AWARDS
FOR THE YEAR ENDED JUNE 30, 2022

Cluster, Agency, Subagency, Direct/Pass-through, Pass-through Entity	Award #	ALN#	ALN Program Title	COVID-19	Federal Expenditures	Subrecipient Expenditures
Direct	W81XWH2210486	12.420	Military Medical Research and Development		\$ 3,032	\$ -
Direct	W81XWH2210489	12.420	Military Medical Research and Development		127,900	
Direct	W911NF-14-1-0247, P14	12.431	Basic Scientific Research		571,937	405,690
Direct	W911NF1810240 P09	12.431	Basic Scientific Research		775,602	578,649
Direct	W911NF-18-1-0272 P09	12.431	Basic Scientific Research		70,719	
Direct	W911NF-18-1-0344 P04	12.431	Basic Scientific Research		92,579	
Direct	W911NF1810354 P00007	12.431	Basic Scientific Research		59,388	
Direct	W911NF-19-1-0024 P0007	12.431	Basic Scientific Research		95,649	
Direct	W911NF-19-1-0247	12.431	Basic Scientific Research		49,064	26,664
Direct	W911NF1920283 P00003	12.431	Basic Scientific Research		170,862	
Direct	W911NF2010098 P00003	12.431	Basic Scientific Research		70,636	
Direct	W911NF2010105 P00004	12.431	Basic Scientific Research		1,092,975	516,854
Direct	W911NF-20-1-0156 P00002	12.431	Basic Scientific Research		172,715	97,231
Direct	W911NF2010222	12.431	Basic Scientific Research		56,998	
Direct	W911NF2010242	12.431	Basic Scientific Research		164,753	
Direct	W911NF2010322	12.431	Basic Scientific Research		991,307	
Direct	W911NF2020161 P00001	12.431	Basic Scientific Research		661,970	
Direct	W911NF-21-1-0265 P00001	12.431	Basic Scientific Research		59,260	
Direct	W911NF2110297	12.431	Basic Scientific Research		49,898	
Direct	W911NF2210074	12.431	Basic Scientific Research		480	
Direct	W912CG2120002 P00004	12.431	Basic Scientific Research		404,342	
Passthrough:						
Boston VA Research Institute, Inc	0213FEDaEatingDisorders	12.420	Military Medical Research and Development		3,887	
Cedars-Sinai Medical Center	0001621389 / 0001767392 Mod 1	12.420	Military Medical Research and Development		9,466	
Cedars-Sinai Medical Center	Subaward 0001789025 Amendment 2	12.420	Military Medical Research and Development		6,609	
Center for Veterans Research & Education	CVRE-03 Amd 4	12.420	Military Medical Research and Development		15,875	
Center for Veterans Research & Education	CVRE-07 Amd 1	12.420	Military Medical Research and Development		2,456	
Craig Hospital	UMN2617 Amd 4	12.420	Military Medical Research and Development		(10,174)	
Emory University	A367568	12.420	Military Medical Research and Development		5,715	
Emory University	Subaward A649199 Amendment 3 PO# A649199	12.420	Military Medical Research and Development		164,502	
Healthpartners Institute	85285270 X1832600UMN Am 2	12.420	Military Medical Research and Development		3,380	
Hennepin Healthcare Research Institute	15059-02 Amendment 4	12.420	Military Medical Research and Development		11,680	
Hennepin Healthcare Research Institute	15059-03 Am 04 and 5	12.420	Military Medical Research and Development		140,909	
Massachusetts Institute of Technology	s5509 PO# 733713	12.431	Basic Scientific Research		36,477	
MN Veterans Medical Research & Educ Fdn	CVRE-01	12.420	Military Medical Research and Development		36,574	
Stanford University	Subaward No. 62878354-201484	12.420	Military Medical Research and Development		7,297	
The Ohio State University	60067955 PO RF01548722 Amd 2	12.420	Military Medical Research and Development		20,977	
The University of Alabama at Birmingham	000507860-SC003	12.420	Military Medical Research and Development		208,489	
The University of Georgia	E1062929 / SUB00001792	12.420	Military Medical Research and Development		101,889	
The University of New Mexico	3RJUS	12.420	Military Medical Research and Development		322,687	
The University of Utah	10040357-01	12.420	Military Medical Research and Development		(21,329)	
University of California, Irvine	2020-1425	12.420	Military Medical Research and Development		97,300	
University of California, Los Angeles	0160 G UC269 am 5	12.431	Basic Scientific Research		89,477	
University of California, San Francisco	11030sc Amend 5	12.420	Military Medical Research and Development		126,128	
University of Colorado at Denver	FY22.794.011_AMD6/Sub# FY16.794.012	12.420	Military Medical Research and Development		250,631	
University of Illinois Chicago	18560	12.420	Military Medical Research and Development	COVID-19	327,997	
University of North Dakota	UND0026400-S1	12.431	Basic Scientific Research		15,700	
University of Pittsburgh	CNVA00056666 (431614-7) Am 13	12.420	Military Medical Research and Development		3,224	
Veterans Admin	CVRE-02 AMD 03	12.420	Military Medical Research and Development		68,746	
Department of Defense, Dept of the Navy						
Direct	N00014-16-1-3205 P00007	12.300	Basic and Applied Scientific Research		55,650	
Direct	N00014-17-1-2438, P00007	12.300	Basic and Applied Scientific Research		424,934	109,109
Direct	N00014-17-1-2547 P06	12.300	Basic and Applied Scientific Research		233,557	
Direct	N00014-17-1-2658 P00002	12.300	Basic and Applied Scientific Research		10,081	
Direct	N00014-17-1-2676 P05	12.300	Basic and Applied Scientific Research		1,271,691	911,972
Direct	N00014-17-1-2860 P00001	12.300	Basic and Applied Scientific Research		4,891	
Direct	N00014-18-1-2196 Mod A04	12.300	Basic and Applied Scientific Research		174,407	
Direct	N00014-18-1-2766 P00002	12.300	Basic and Applied Scientific Research		16,332	
Direct	N00014-18-1-2800 P02	12.300	Basic and Applied Scientific Research		19,336	
Direct	N00014-19-1-2037 P00003	12.300	Basic and Applied Scientific Research		123,341	
Direct	N00014-19-1-2139 P04	12.300	Basic and Applied Scientific Research		94,825	
Direct	N00014-19-1-2541	12.300	Basic and Applied Scientific Research		109,818	
Direct	N00014-19-1-2623	12.300	Basic and Applied Scientific Research		536,441	
Direct	N00014-20-1-2103 P00003	12.300	Basic and Applied Scientific Research		115,388	
Direct	N00014-20-1-2196 A00002	12.300	Basic and Applied Scientific Research		95,539	
Direct	N00014-20-1-2361 P00002	12.300	Basic and Applied Scientific Research		93,000	

(Continued)

UNIVERSITY OF MINNESOTA

SCHEDULE OF EXPENDITURES OF FEDERAL AWARDS
FOR THE YEAR ENDED JUNE 30, 2022

Cluster, Agency, Subagency, Direct/Pass-through, Pass-through Entity	Award #	ALN#	ALN Program Title	COVID-19	Federal Expenditures	Subrecipient Expenditures
Direct	N00014-20-1-2682 P00002	12.300	Basic and Applied Scientific Research	\$	1,458,903	\$ 722,899
Direct	N00014-20-1-2717/P00003	12.300	Basic and Applied Scientific Research		126,756	
Direct	N00014-20-1-2732	12.300	Basic and Applied Scientific Research		97,619	
Direct	N00014-20-1-2747 P00003	12.300	Basic and Applied Scientific Research		75,867	
Direct	N00014-20-1-2767 P00001	12.300	Basic and Applied Scientific Research		88,228	
Direct	N00014-21-1-2166 P00001	12.300	Basic and Applied Scientific Research		159,197	
Direct	N00014-21-1-2455	12.300	Basic and Applied Scientific Research		294,044	
Direct	N00014-21-1-2463	12.300	Basic and Applied Scientific Research		315,510	109,032
Direct	N00014-21-1-2590-P00001	12.300	Basic and Applied Scientific Research		224,364	159,946
Direct	N00014-22-1-2029	12.300	Basic and Applied Scientific Research		3,410	2,200
Direct	N00014-22-1-2140/P00001	12.300	Basic and Applied Scientific Research		3,982	
Direct	N00014-22-1-2287 P00001	12.300	Basic and Applied Scientific Research		13,130	
Direct	N00164-20-1-2004- P00001	12.300	Basic and Applied Scientific Research		222,359	
Passthrough:						
Florida State University	R000002854-02	12.300	Basic and Applied Scientific Research		209,463	
The Marine Biological Laboratory	54114 Amendment 02	12.300	Basic and Applied Scientific Research		105,150	
The Marine Biological Laboratory	54545	12.300	Basic and Applied Scientific Research		15,721	
University of California, Berkeley	00009804 - PO# BB1484691	12.300	Basic and Applied Scientific Research		66,618	
University of Maryland	97455-28339201	12.300	Basic and Applied Scientific Research		30,530	
University of Notre Dame	204082UM	12.300	Basic and Applied Scientific Research		61,978	
University of Notre Dame	204133UM Am 1	12.300	Basic and Applied Scientific Research		39,186	
University of Southern California	107234489 Amendment 5	12.300	Basic and Applied Scientific Research		223,718	
Department of Defense, National Security Agency (NSA)						
Direct	H98230-20-1-0008 P00001	12.901	Mathematical Sciences Grants		15,000	
Direct	H98230-20-1-0009 Req#1-C0089749	12.901	Mathematical Sciences Grants		18,426	
Direct	H98230-21-1-0001	12.901	Mathematical Sciences Grants		1,122	
Direct	H98230-22-1-0015	12.901	Mathematical Sciences Grants		11,486	
Department of Defense, Office of the Secretary of Defense						
Direct	FA8651-20-1-0001	12.630	Basic, Applied, and Advanced Research in Science and Engineering		20,066	
Direct	HM04762010009 P00002	12.630	Basic, Applied, and Advanced Research in Science and Engineering		105,812	
Direct	W912HZ-18-2-0004 P00004	12.630	Basic, Applied, and Advanced Research in Science and Engineering		25,779	
Direct	W9132T2220002	12.630	Basic, Applied, and Advanced Research in Science and Engineering		13,348	
Passthrough:						
University of Southern California	SCON-00003305	12.630	Basic, Applied, and Advanced Research in Science and Engineering		17,612	
Washington University in St Louis	WU-22-0084-MOD-1	12.630	Basic, Applied, and Advanced Research in Science and Engineering		96	
Department of Education, Institute of Education Sciences						
Direct	R305A160034-18 mod 6	84.305	Education Research, Development and Dissemination		22,343	
Direct	R305A160077-18	84.305	Education Research, Development and Dissemination		(2,016)	4,285
Direct	R305A160080-19	84.305	Education Research, Development and Dissemination		40,161	26,766
Direct	R305A170242-18	84.305	Education Research, Development and Dissemination		113,345	
Direct	R305A170292-19 Action 3	84.305	Education Research, Development and Dissemination		15,642	
Direct	R305A180265-20 action 9	84.305	Education Research, Development and Dissemination		133,012	1,536
Direct	R305A190182-05	84.305	Education Research, Development and Dissemination		337,040	80,628
Direct	R305A200090-1	84.305	Education Research, Development and Dissemination		368,930	92,946
Direct	R305A210097	84.305	Education Research, Development and Dissemination		355,299	78,638
Direct	R305A210241-2	84.305	Education Research, Development and Dissemination		130,506	4,526
Direct	R305N210032	84.305	Education Research, Development and Dissemination		166,722	53,633
Direct	R324A170032	84.324	Research in Special Education		79,050	
Direct	R324A170101-20	84.324	Research in Special Education		687,221	390,598
Direct	R324A210088	84.324	Research in Special Education		174,556	29,297
Direct	R324B200038	84.324	Research in Special Education		112,069	27,568
Passthrough:						
Arizona State University	ASUB00000442	84.305	Education Research, Development and Dissemination		76,156	
California State University, Chico	SUB18-061 MOD 2	84.305	Education Research, Development and Dissemination		110,195	
MN Office of Higher Education	201594 DPO 6888 ADH00000003574	84.372	Statewide Longitudinal Data Systems		21,081	
University of California, Riverside	S-001169	84.324	Research in Special Education		(9,900)	
University of Maryland	64751-Z2011202-Amendment D	84.324	Research in Special Education		201,753	
University of Oregon	SUBAWARD AGREEMENT NO. 224980A mod 1	84.305	Education Research, Development and Dissemination		86,275	
University of Washington	SUB # UWSC12168/ BPO # 51042	84.305	Education Research, Development and Dissemination		35,638	
University of Washington	UWSC9845 / BPO 24420 am 1	84.305	Education Research, Development and Dissemination		4,908	
Virginia Commonwealth University	FP00013590_SA001	84.305	Education Research, Development and Dissemination		40,713	
Department of Education, Office of Elementary and Secondary Education						
Passthrough:						
Indiana University	PO 0154613	84.004	Civil Rights Training and Advisory Services (also known as Equity Assistance Centers)		23,001	

(Continued)

UNIVERSITY OF MINNESOTA

SCHEDULE OF EXPENDITURES OF FEDERAL AWARDS
FOR THE YEAR ENDED JUNE 30, 2022

Cluster, Agency, Subagency, Direct/Pass-through, Pass-through Entity	Award #	ALN#	ALN Program Title	COVID-19	Federal Expenditures	Subrecipient Expenditures
Saint Paul Public Schools ISD 625 Department of Education, Office of Postsecondary Education	311587 Amendment 3	84.411	Education Innovation and Research (formerly Investing in Innovation (I3) Fund)	\$	97,802	\$ -
Direct	P015A180083	84.015	National Resource Centers Program for Foreign Language and Area Studies or Foreign Language and International Studies Program and Foreign Language and Area Studies Fellowship Program		235,250	
Direct	P015B180083	84.015	National Resource Centers Program for Foreign Language and Area Studies or Foreign Language and International Studies Program and Foreign Language and Area Studies Fellowship Program		288,587	
Direct	P015B180084	84.015	National Resource Centers Program for Foreign Language and Area Studies or Foreign Language and International Studies Program and Foreign Language and Area Studies Fellowship Program		227,097	
Direct	P022A210048	84.022	Overseas Programs - Doctoral Dissertation Research Abroad		32,814	
Direct	P116D210002	84.116	Fund for the Improvement of Postsecondary Education		12,569	
Department of Education, Office of Special Education and Rehabilitative Services						
Direct	H325D160016 Act 6	84.325	Special Education - Personnel Development to Improve Services and Results for Children with Disabilities		83,378	
Direct	H325K170023-18A Action 4	84.325	Special Education - Personnel Development to Improve Services and Results for Children with Disabilities		185,932	
Direct	H325K170024-20	84.325	Special Education - Personnel Development to Improve Services and Results for Children with Disabilities		335,090	
Direct	H325K190023	84.325	Special Education - Personnel Development to Improve Services and Results for Children with Disabilities		317,145	
Direct	H326G210002	84.326	Special Education Technical Assistance and Dissemination to Improve Services and Results for Children with Disabilities		1,165,034	189,662
Direct	H327S150004 action #8	84.327	Special Education Educational Technology Media, and Materials for Individuals with Disabilities		1,840	
Department of Energy						
Direct	UNIV61316 / H325H190003 / PO P20050218	84.325	Special Education - Personnel Development to Improve Services and Results for Children with Disabilities		212,991	
Direct	Research Fellowship-CON72908-N Carter	81.UXX	Unid CFDA-Department of Energy		(12)	
Direct	Research Training-CON54300-B Carlin	81.UXX	Unid CFDA-Department of Energy		7,040	
Direct	DE-AR0000804	81.135	Advanced Research Projects Agency - Energy		4,133	
Direct	DE-AR0001016-Modification 0004	81.135	Advanced Research Projects Agency - Energy		855,908	421,505
Direct	DE-AR0001510	81.135	Advanced Research Projects Agency - Energy		305,459	
Direct	DE-EE0008333 Mod 0005	81.086	Conservation Research and Development		208,736	10,308
Direct	DE-EE0008335 mod 5	81.086	Conservation Research and Development		108,084	7,043
Direct	DE-EE0008384 Mod 6	81.086	Conservation Research and Development		349,606	127,653
Direct	DE-EE0008693 Mod 0006	81.086	Conservation Research and Development		141,424	120,468
Direct	DE-EE0008947 Modification 0004	81.087	Renewable Energy Research and Development		301,191	18,350
Direct	DE-EE0009200-Modification 0003	81.086	Conservation Research and Development		449,555	82,340
Direct	DE-EE0009233 Mod 0002	81.086	Conservation Research and Development		118,815	
Direct	DE-EE0009304 mod 2	81.086	Conservation Research and Development		238,440	25,134
Direct	DE-EE0009393	81.086	Conservation Research and Development		199,139	
Direct	DE-EE0009395	81.086	Conservation Research and Development		398,687	118,962
Direct	DE-EE0009501	81.086	Conservation Research and Development		230,472	
Direct	DE-EE0009514 Mod 1	81.087	Renewable Energy Research and Development		154,548	24,475
Direct	DE-EE0009875	81.086	Conservation Research and Development		58,715	
Direct	DE-EE0009877	81.086	Conservation Research and Development		6,338	
Direct	DE-FG02-87ER40328 Mod 0040	81.049	Office of Science Financial Assistance Program		429,978	
Direct	DE-NE0008785 Mod 1	81.121	Nuclear Energy Research, Development and Demonstration		103,631	
Direct	DE-NE0008888 Mod 1	81.121	Nuclear Energy Research, Development and Demonstration		109,197	
Direct	DE-SC0002567 Mod 13	81.049	Office of Science Financial Assistance Program		97,441	
Direct	DE-SC0008688 Mod. No. 14	81.049	Office of Science Financial Assistance Program		1,379,641	653,055
Direct	DE-SC0011842 Mod 9	81.049	Office of Science Financial Assistance Program		395,733	
Direct	DE-SC0011845 Mod 08	81.049	Office of Science Financial Assistance Program		746,107	
Direct	DE-SC0012069 Mod 9	81.049	Office of Science Financial Assistance Program		1,096,216	
Direct	DE-SC0012294 Mod 8	81.049	Office of Science Financial Assistance Program		419,167	
Direct	DE-SC0012702 Mod. No. 0007	81.049	Office of Science Financial Assistance Program		2,066,313	1,095,231
Direct	DE-SC0014402 Mod 7	81.049	Office of Science Financial Assistance Program		168,420	
Direct	DE-SC0016053 mod 0005	81.049	Office of Science Financial Assistance Program		15,312	
Direct	DE-SC0016346	81.049	Office of Science Financial Assistance Program		241,495	
Direct	DE-SC0016371 mod 5	81.049	Office of Science Financial Assistance Program		1,186,871	

(Continued)

UNIVERSITY OF MINNESOTA

SCHEDULE OF EXPENDITURES OF FEDERAL AWARDS
FOR THE YEAR ENDED JUNE 30, 2022

Cluster, Agency, Subagency, Direct/Pass-through, Pass-through Entity	Award #	ALN#	ALN Program Title	COVID-19	Federal Expenditures	Subrecipient Expenditures
Direct	DE-SC0017809- mod 4	81.049	Office of Science Financial Assistance Program		\$ 315,524	\$ -
Direct	DE-SC0018056 Mod 0005	81.049	Office of Science Financial Assistance Program		170,511	
Direct	DE-SC0018203	81.049	Office of Science Financial Assistance Program		132,834	
Direct	DE-SC0018204 Mod 5	81.049	Office of Science Financial Assistance Program		173,103	
Direct	DE-SC0019028 mod 4	81.049	Office of Science Financial Assistance Program		239,570	
Direct	DE-SC0019036 / 18SC502669 Mod 03	81.049	Office of Science Financial Assistance Program		62,493	
Direct	DE-SC0019148 / 19SC502568 Mod03	81.049	Office of Science Financial Assistance Program		154,015	
Direct	DE-SC0019274 Mod 3	81.049	Office of Science Financial Assistance Program		952,349	485,772
Direct	DE-SC0019427 / 19SC502499 Mod 03	81.049	Office of Science Financial Assistance Program		71,720	
Direct	DE-SC0020045	81.049	Office of Science Financial Assistance Program		189,985	
Direct	DE-SC0020133	81.049	Office of Science Financial Assistance Program		375,319	205,864
Direct	DE-SC0020167 Mod 4	81.049	Office of Science Financial Assistance Program		271,627	115,791
Direct	DE-SC0020185 Mod 4	81.049	Office of Science Financial Assistance Program		87,309	
Direct	DE-SC0020196 Mod. No. 0003	81.049	Office of Science Financial Assistance Program		193,566	
Direct	DE-SC0020210	81.049	Office of Science Financial Assistance Program		163,322	
Direct	DE-SC0020211 Mod 0003	81.049	Office of Science Financial Assistance Program		141,376	
Direct	DE-SC0020212 Modification 0003	81.049	Office of Science Financial Assistance Program		52,171	
Direct	DE-SC0020214 Mod 0002	81.049	Office of Science Financial Assistance Program		130,452	
Direct	DE-SC0020252 Mod02	81.049	Office of Science Financial Assistance Program		92,710	
Direct	DE-SC0021163	81.049	Office of Science Financial Assistance Program		304,854	
Direct	DE-SC0021268	81.049	Office of Science Financial Assistance Program		53,674	
Direct	DE-SC0021376 Modification 0001	81.049	Office of Science Financial Assistance Program		53,912	
Direct	DE-SC0021395	81.049	Office of Science Financial Assistance Program		148,131	
Direct	DE-SC0022151	81.049	Office of Science Financial Assistance Program		186,462	
Direct	DE-SC0022242	81.049	Office of Science Financial Assistance Program		67,574	
Direct	DE-SC0022345	81.049	Office of Science Financial Assistance Program		49,809	
Passthrough:						
American Inst of Chemical Engineers - NY	DE-EE0007888-05-9	81.087	Renewable Energy Research and Development		324,349	
Colorado School of Mines	PO # 190800-401524-5801 am 3	81.135	Advanced Research Projects Agency - Energy		22,323	
Designs by Natural Processes, Inc	22242-21-1403 amendment 1	81.135	Advanced Research Projects Agency - Energy		134,678	
Donald Danforth Plant Science Center	23021-M Am 4	81.049	Office of Science Financial Assistance Program		240,199	
Euclid Techlabs, LLC	Sub DE-SC0020604	81.049	Office of Science Financial Assistance Program		29,251	
Illinois State University	A21-0036-S004-A01	81.049	Office of Science Financial Assistance Program		72,638	
Lawrence Berkeley National Laboratory	7493917	81.117	Outreach, Training and Technical Analysis/Assistance		102,217	
MN Department of Commerce	203055/ PO 3000014847	81.042	Weatherization Assistance for Low-Income Persons		49,370	24,000
MN Department of Commerce	212632/PO 3000015618	81.CXX	Contract-Department of Energy		2,812	
North Dakota State University	FAR0034939	81.041	State Energy Program		32,930	
Oregon State University	G0200A-B Am 1	81.049	Office of Science Financial Assistance Program		33,033	
Questek Innovations LLC	No Award Number	81.135	Advanced Research Projects Agency - Energy		56,662	
Resolute Marine Energy, Inc	RME191015 Am 3	81.049	Office of Science Financial Assistance Program		121,394	
Saht Energy, LLC	CON000000085480	81.049	Office of Science Financial Assistance Program		2,694	
SarTec Corporation	2019-001	81.049	Office of Science Financial Assistance Program		184,641	
State of Minnesota	SC# 208035 / POW 3-15125	81.CXX	Contract-Department of Energy		46,409	
State University of New York at Stony Brook	88544 (87803)	81.087	Renewable Energy Research and Development		8,613	7,165
The University of New Mexico	4889445-87AC Am 5	81.049	Office of Science Financial Assistance Program		82,508	
The University of Texas at Austin	UTA15-000561 Am 8	81.049	Office of Science Financial Assistance Program		125,834	
University of Illinois at Urbana-Champaign	090634-18283 Modification 03	81.049	Office of Science Financial Assistance Program		115,570	
University of Illinois at Urbana-Champaign	101884-18426 Am 1	81.135	Advanced Research Projects Agency - Energy		358,301	
University of Colorado at Denver	FY21.1070.001-Amendment #1	81.049	Office of Science Financial Assistance Program		68,782	
University of Delaware	51599 Mod 3	81.049	Office of Science Financial Assistance Program		196,197	
University of Michigan	SUBK00011107 - PO#3005750268 Amd 3	81.049	Office of Science Financial Assistance Program		157,820	
University of Notre Dame	203727UMN Am. 004	81.049	Office of Science Financial Assistance Program		183,232	
University of Washington	UWSC11905 / BPO48607-Amendment 2	81.087	Renewable Energy Research and Development		308,344	
University of Washington	UWSC13103/BPO # 59540	81.135	Advanced Research Projects Agency - Energy		67,612	
Volvo Technology of America	No Award Number	81.CXX	Contract-Department of Energy		466,030	
Department of Energy, National Nuclear Security Administration						
Direct	1995351 Rev 1	81.C03	Contract-Department of Energy-Sandia National Laboratory		(10,711)	
Direct	2277045	81.C03	Contract-Department of Energy-Sandia National Laboratory		55,174	
Direct	Contract Agreement 1954200; PO 2254556	81.C03	Contract-Department of Energy-Sandia National Laboratory		7,301	
Passthrough:						
Lawrence Livermore National Laboratory	8644079 Modification 2	81.C07	Contract-Department of Energy-Lawrence Livermore National		82,198	
Lawrence Livermore National Laboratory	8650018 Modification 1	81.C07	Contract-Department of Energy-Lawrence Livermore National		39,062	
National Technology and Engineering	MA 1954200 / PO 2223553	81.C03	Contract-Department of Energy-Sandia National Laboratory		26,722	

(Continued)

UNIVERSITY OF MINNESOTA

SCHEDULE OF EXPENDITURES OF FEDERAL AWARDS
FOR THE YEAR ENDED JUNE 30, 2022

Cluster, Agency, Subagency, Direct/Pass-through, Pass-through Entity	Award #	ALN#	ALN Program Title	COVID-19	Federal Expenditures	Subrecipient Expenditures
Department of Energy, Office of Energy Efficiency and Renewable Energy Passthrough:						
National Renewable Energy Laboratory	No Award Number	81.C09	Contract-Department of Energy-National Renewable Energy	\$	20,650	\$ -
National Renewable Energy Laboratory	SUB-2020-10031	81.C09	Contract-Department of Energy-National Renewable Energy		2,112	
National Renewable Energy Laboratory	SUB-2020-10129	81.C09	Contract-Department of Energy-National Renewable Energy		58,358	
National Renewable Energy Laboratory	SUB-2020-10196 WO 1/Mstr SUB-2020-10079	81.C09	Contract-Department of Energy-National Renewable Energy		673	
National Renewable Energy Laboratory	SUB-2020-10338; TO 2	81.C09	Contract-Department of Energy-National Renewable Energy		33,116	8,470
National Renewable Energy Laboratory	SUB-2021-10695	81.C09	Contract-Department of Energy-National Renewable Energy		39,999	
National Renewable Energy Laboratory	SUB-2021-10718	81.C09	Contract-Department of Energy-National Renewable Energy		67,665	
National Renewable Energy Laboratory	SUB-2021-10772	81.C09	Contract-Department of Energy-National Renewable Energy		60,499	
National Renewable Energy Laboratory	SUB-2022-10072	81.C09	Contract-Department of Energy-National Renewable Energy		10,276	
National Renewable Energy Laboratory	SUB-2022-10088	81.C09	Contract-Department of Energy-National Renewable Energy		24,054	
Department of Energy, Office of Science						
Direct	650491 mod 7	81.C06	Contract-Department of Energy-Fermi National Accelerator		445,821	
Direct	685051	81.C06	Contract-Department of Energy-Fermi National Accelerator		4,950	
Direct	PO 652444 Rev 5	81.C06	Contract-Department of Energy-Fermi National Accelerator		639,600	
Direct	PO 667204 Mod 6	81.C06	Contract-Department of Energy-Fermi National Accelerator		1,335,034	
Direct	PO 669022 Rev 2	81.C06	Contract-Department of Energy-Fermi National Accelerator		11,720	
Direct	Subcontract #673806 Mod 1	81.C06	Contract-Department of Energy-Fermi National Accelerator		22,022	
Direct	Subcontract No. 653446 Mod 4	81.C06	Contract-Department of Energy-Fermi National Accelerator		324,031	
Passthrough:						
Argonne National Laboratory	1F-60420	81.C05	Contract-Department of Energy-Argonne National Laboratory		25,026	
Fermi National Accelerator Laboratory	682911 Rev. 1	81.C06	Contract-Department of Energy-Fermi National Accelerator		622,691	
Pacific Northwest National Laboratory	511495 Mod 5	81.C02	Contract-Department of Energy-Battelle-Pacific Northwest National Laboratory		3,999	
Pacific Northwest National Laboratory	555922	81.C02	Contract-Department of Energy-Battelle-Pacific Northwest National Laboratory		58,272	
Pacific Northwest National Laboratory	580048 Mod 1	81.C02	Contract-Department of Energy-Battelle-Pacific Northwest National Laboratory		70,735	
Stanford University	Subcontract 204507 Mod 1	81.C11	Contract-Department of Energy-SLAC National Accelerator		10,163	
Department of Health and Human Services						
Direct	NS Prog DHHS-DHHS Res IPA	93.UXX	Unid CFDA-Department of Health and Human Services		2,329	
Passthrough:						
Mapp Biopharmaceutical, Inc	ORDER NO. 001	93.CXX	Contract-Department of Health and Human Services		(1,485)	
Department of Health and Human Services, Administration for Children and Families						
Passthrough:						
MN Department of Human Services	GRK 143870 Amendment 2	93.603	Adoption and Legal Guardianship Incentive Payments		326,726	
Department of Health and Human Services, Administration for Community Living (ACL)						
Direct	90DNCE0007-01-00	93.631	Developmental Disabilities Projects of National Significance		111,560	19,774
Direct	90IF0109-03-03	93.433	ACL National Institute on Disability, Independent Living, and Rehabilitation Research		47,469	25,000
Direct	90RT5039-05-04	93.433	ACL National Institute on Disability, Independent Living, and Rehabilitation Research		451,456	175,870
Direct	90RTC0003-02-01	93.433	ACL National Institute on Disability, Independent Living, and Rehabilitation Research		(11,619)	(55,865)
Direct	90RTC0003-04-00	93.433	ACL National Institute on Disability, Independent Living, and Rehabilitation Research		320,680	102,094
Direct	90RTC0003-04-00	93.433	ACL National Institute on Disability, Independent Living, and Rehabilitation Research		694,502	70,864
Direct	90SIMS0008-01-00	93.433	ACL National Institute on Disability, Independent Living, and Rehabilitation Research		111,197	43,610
Direct	90UCPH0016-01-00	93.632	University Centers for Excellence in Developmental Disabilities Education, Research, and Service		631	
Passthrough:						
Brandeis University	403315 Am 4	93.433	ACL National Institute on Disability, Independent Living, and Rehabilitation Research		13,942	
Brandeis University	GR404234_UM	93.433	ACL National Institute on Disability, Independent Living, and Rehabilitation Research		12,302	
Craig Hospital	2672-SCIMS-UMNBY1 Amd 2	93.433	ACL National Institute on Disability, Independent Living, and Rehabilitation Research		26,349	
Craig Hospital	UMN-2609	93.433	ACL National Institute on Disability, Independent Living, and Rehabilitation Research		19,707	

(Continued)

UNIVERSITY OF MINNESOTA

SCHEDULE OF EXPENDITURES OF FEDERAL AWARDS
FOR THE YEAR ENDED JUNE 30, 2022

Cluster, Agency, Subagency, Direct/Pass-through, Pass-through Entity	Award #	ALN#	ALN Program Title	COVID-19	Federal Expenditures	Subrecipient Expenditures
Gallaudet University	0000027533 mod 1	93.433	ACL National Institute on Disability, Independent Living, and Rehabilitation Research		\$ 88,515	\$ -
Georgia Institute of Technology	AWD-001141-G1	93.433	ACL National Institute on Disability, Independent Living, and Rehabilitation Research		1,834	
Innovative Design Labs Inc	IDL19-HAProfiles-10 mod 1	93.433	ACL National Institute on Disability, Independent Living, and Rehabilitation Research		5,587	
Kessler Foundation	40618-02	93.433	ACL National Institute on Disability, Independent Living, and Rehabilitation Research		12,563	
Department of Health and Human Services, Agency for Healthcare Research and Quality						
Direct	1R03HS028693-01	93.226	Research on Healthcare Costs, Quality and Outcomes		57,693	
Direct	1R21HS028865-01	93.226	Research on Healthcare Costs, Quality and Outcomes		11,159	
Direct	1R36HS027522-01A1	93.226	Research on Healthcare Costs, Quality and Outcomes		3,042	
Direct	1R36HS027699-01A1	93.226	Research on Healthcare Costs, Quality and Outcomes		29,868	
Direct	5R01HS025164-04	93.226	Research on Healthcare Costs, Quality and Outcomes		182,326	11,710
Direct	5R01HS026732-04	93.226	Research on Healthcare Costs, Quality and Outcomes		362,956	
Direct	5R03HS026982-02	93.226	Research on Healthcare Costs, Quality and Outcomes		22,738	
Direct	5R18HS027754-02	93.226	Research on Healthcare Costs, Quality and Outcomes		267,094	
Direct	7R01HS024936-04 REVISED	93.226	Research on Healthcare Costs, Quality and Outcomes		101,836	62,863
Direct	R03HS028490	93.226	Research on Healthcare Costs, Quality and Outcomes		7,441	
Passthrough:						
Hennepin Healthcare Research Institute	07406-04-06 Amd 4	93.226	Research on Healthcare Costs, Quality and Outcomes		87,111	
Purdue University	11000850-023 AMD#3	93.226	Research on Healthcare Costs, Quality and Outcomes		29,995	
University of California, Los Angeles	1557 G ZA965	93.226	Research on Healthcare Costs, Quality and Outcomes	COVID-19	87,758	
University of California, San Francisco	11682sc am 03	93.226	Research on Healthcare Costs, Quality and Outcomes		213,358	
University of Michigan	SUBK00009158 Am 5	93.226	Research on Healthcare Costs, Quality and Outcomes		25,474	
University of Michigan	SUBK00011561 / PO 3006932705	93.226	Research on Healthcare Costs, Quality and Outcomes		91,233	
University of Michigan	SUBK00013401 / Purchase Order 3006841830	93.226	Research on Healthcare Costs, Quality and Outcomes	COVID-19	48,492	
Vanderbilt University Medical Center	VUMC90887	93.226	Research on Healthcare Costs, Quality and Outcomes		56,700	
Department of Health and Human Services, Centers for Disease Control and Prevention						
Direct	5 T420HO08434-15-03	93.262	Occupational Safety and Health Program		(205)	
Direct	6 R01CE002913-03-03	93.136	Injury Prevention and Control Research and State and Community Based Programs		173,993	95,739
Direct	6 U48DP006414-03-01, 02 and 03	93.135	Centers for Research and Demonstration for Health Promotion and Disease Prevention		454,522	
Direct	6 U54OH010170-10-02	93.262	Occupational Safety and Health Program		1,651,813	418,766
Direct	6U01CK000357-05-02	93.283	Centers for Disease Control and Prevention Investigations and Technical Assistance		87,743	84,174
Direct	75D30121C10544 Am 1	93.C05	Contract-Department of Health and Human Services-Centers for Disease Control	COVID-19	186,836	
Direct	75D30121C11117-00001	93.C05	Contract-Department of Health and Human Services-Centers for Disease Control	COVID-19	928,872	
Direct	75D30121D10295	93.C05	Contract-Department of Health and Human Services-Centers for Disease Control		233,610	
Passthrough:						
Assoc of Univ Centers on Disabilities	#17-8818-22	93.185	Immunization Research, Demonstration, Public Information and Education Training and Clinical Skills Improvement Projects	COVID-19	9,600	
Assoc of Univ Centers on Disabilities	No Award Number	93.185	Immunization Research, Demonstration, Public Information and Education Training and Clinical Skills Improvement Projects	COVID-19	563	
Aster Labs, Inc	AL19-CDCAUTODENTALPHII-03	93.061	Innovations in Applied Public Health Research		40,480	
Boston Children's Hospital	GENFD0002020417/Prime 75D30121C1029 Mod3	93.C05	Contract-Department of Health and Human Services-Centers for Disease Control	COVID-19	6,842	
Boston Children's Hospital	Subcontract No. 0001763084	93.C05	Contract-Department of Health and Human Services-Centers for Disease Control		(10,098)	
Claras Technologies, Inc	CDC-001	93.C05	Contract-Department of Health and Human Services-Centers for Disease Control	COVID-19	52,276	
Fred Hutchinson Cancer Research Center	00010534477	93.421	Strengthening Public Health Systems and Services through National Partnerships to Improve and Protect the Nation's Health		2,940	
Healthpartners Institute	X2127400-UMN/MHFV	93.C05	Contract-Department of Health and Human Services-Centers for Disease Control	COVID-19	38,379	

(Continued)

UNIVERSITY OF MINNESOTA

SCHEDULE OF EXPENDITURES OF FEDERAL AWARDS
FOR THE YEAR ENDED JUNE 30, 2022

Cluster, Agency, Subagency, Direct/Pass-through, Pass-through Entity	Award #	ALN#	ALN Program Title	COVID-19	Federal Expenditures	Subrecipient Expenditures
Hennepin Healthcare Research Institute	14360-07	93.391	Activities to Support State, Tribal, Local and Territorial (STLT) Health Department Response to Public Health or Healthcare Crises		\$ 138,653	\$ -
Hennepin Healthcare Research Institute	SWIFT Contract #186591	93.268	Immunization Cooperative Agreements	COVID-19	32,372	
MN Department of Health	156168	93.435	Innovative State and Local Public Health Strategies to prevent and Manage Diabetes and Heart Disease and Stroke		22,338	
MN Department of Health	205208	93.898	Tribal Organizations		5,000	
MN Department of Health	SWIFT 146997 Amd 6	93.323	Epidemiology and Laboratory Capacity for Infectious Diseases (ELC)		78,176	
MN Department of Health	SWIFT Contract -135679/54110 Amend #4	93.323	Epidemiology and Laboratory Capacity for Infectious Diseases (ELC) Centers for Disease Control and Prevention Investigations and Technical Assistance		2,012	
National Environmental Health Association	Grant #6 NU38OT000300-01-01	93.283	Injury Prevention and Control Research and State and Community Based Programs		11,774	
State of Minnesota	194156 Amendment 1	93.136	Birth Defects and Developmental Disabilities - Prevention and Surveillance		8,904	
The National Fragile X Foundation	No Award Number	93.073	Birth Defects and Developmental Disabilities - Prevention and Surveillance		847	
The National Fragile X Foundation	Subaward No. 21010101-Sub01	93.073	Occupational Safety and Health Program		10,012	
The University of Iowa	500464-03 / g/p 11506150	93.262	Rare Disorders: Research, Surveillance, Health Promotion, and Education		35,041	
University of Florida	SUB00002607	93.315	Birth Defects and Developmental Disabilities - Prevention and Surveillance		84,068	
University of South Carolina	Subaward 20-3983 Amendment 2	93.073	Food and Drug Administration Research		110,634	
Department of Health and Human Services, Food and Drug Administration	5R01FD006100-03	93.103	Food and Drug Administration Research		328,034	
Direct	5U01FD007061-03	93.103	Food and Drug Administration Research		248,623	
Direct	R01FD007483-01	93.103	Food and Drug Administration Research		319,715	8,364
Brigham and Women's Hospital	124115 Amd 1	93.103	Food and Drug Administration Research		116,797	
Kansas State University	S17043	93.103	Food and Drug Administration Research		11,006	
National Inst for Pharm Technology & Educ	NIPT-E-U01-MN-2020-002	93.103	Food and Drug Administration Research		509	
National Inst for Pharm Technology & Educ	NIPT-E-U01-MN-2022-001	93.103	Food and Drug Administration Research		30,988	
Texas Dept of State Health Services	HHS001020700001	93.367	Flexible Funding Model - Infrastructure Development and Maintenance for State Manufactured Food Regulatory Programs		22,963	
University of Michigan	SUBK00014281/ PO 3006559362 Am 1	93.103	Food and Drug Administration Research		23,713	
Department of Health and Human Services, Health Resources and Services Administration	1 GA1RH39590-01-00	93.211	Telehealth Programs		273,511	94,471
Direct	1 R41MC42776-02-00	93.877	Autism Collaboration, Accountability, Research, Education, and Support		178,155	
Direct	5 U1QHP33076-04-00	93.969	PPHF Geriatric Education Centers		868,794	
Direct	6 C8EC544487-01-03	93.526	Grants for Capital Development in Health Centers	COVID-19	76,464	
Direct	6 T79MC00007-32-01	93.110	Maternal and Child Health Federal Consolidated Programs		218,655	
Assoc of Public Health Laboratories	56300-600-150-22-17and 56300-600-150-21-07	93.110	Maternal and Child Health Federal Consolidated Programs		142,233	
Hennepin Healthcare Research Institute	75R60220C00011 Amd 1	93.C09	Contract-Department of Health and Human Services-Health Resources and Services Administration		20,375	
Hennepin Healthcare Research Institute	SRTR	93.C09	Contract-Department of Health and Human Services-Health Resources and Services Administration		5,738	
Iowa Department of Public Health	5881HC13	93.917	HIV Care Formula Grants		151,150	
Michigan Public Health Institute	Z-38855-115-504200	93.110	Maternal and Child Health Federal Consolidated Programs		60,691	
University of California, San Francisco	Subaward 13108sc	93.110	Maternal and Child Health Federal Consolidated Programs		867	
University of Illinois Chicago	17462-04	93.145	HIV-Related Training and Technical Assistance		47,922	
University of Illinois Chicago	17690	93.145	HIV-Related Training and Technical Assistance		449,578	
University of Illinois Chicago	18731	93.884	Primary Care Training and Enhancement		8,099	
University of Michigan	SUBK00016036, PO# 3006616152	93.516	Public Health Training Centers Program		47,978	
University of Washington	UWSC12131, BPO50736	93.300	National Center for Health Workforce Analysis		2,415	
Department of Health and Human Services, National Institutes of Health	0005R01AA026610-02	93.273	Alcohol Research Programs		533,050	27,938
Direct	1 RF1 AG058081-01	93.866	Aging Research		519,362	
Direct	1DP2DA049279-01	93.279	Drug Abuse and Addiction Research Programs		399,874	
Direct	1F30AI155292-01A1	93.855	Allergy and Infectious Diseases Research		21,439	
Direct	1F30DE031829-01A1	93.121	Oral Diseases and Disorders Research		28,843	
Direct	1F30HL156312-01A1	93.839	Blood Diseases and Resources Research		34,189	
Direct	1F31AI157166-01A1	93.855	Allergy and Infectious Diseases Research		36,945	

(Continued)

UNIVERSITY OF MINNESOTA

SCHEDULE OF EXPENDITURES OF FEDERAL AWARDS
FOR THE YEAR ENDED JUNE 30, 2022

Cluster, Agency, Subagency, Direct/Pass-through, Pass-through Entity	Award #	ALN#	ALN Program Title	COVID-19	Federal Expenditures	Subrecipient Expenditures
Direct	1F31AI161910-01	93.855	Allergy and Infectious Diseases Research	\$	8,207	\$ -
Direct	1F31AI162230-01	93.855	Allergy and Infectious Diseases Research		14,996	
Direct	1F31AR079259-01A1	93.846	Arthritis, Musculoskeletal and Skin Diseases Research		1,318	
Direct	1F31CA261056-02	93.398	Cancer Research Manpower		27,047	
Direct	1F31DA054760-01	93.279	Drug Abuse and Addiction Research Programs		23,105	
Direct	1F31DA054779-01A1 REVISED	93.279	Drug Abuse and Addiction Research Programs		13,826	
Direct	1F31DA055442-01 Revised	93.279	Drug Abuse and Addiction Research Programs		14,687	
Direct	1F31DA055482-01	93.279	Drug Abuse and Addiction Research Programs		1,650	
Direct	1F31DK131860-01A1	93.847	Diabetes, Digestive, and Kidney Diseases Extramural Research		13,932	
Direct	1F31ES030967-01A1	93.113	Environmental Health		31,761	
Direct	1F31HD107980-01	93.865	Child Health and Human Development Extramural Research		25,315	
Direct	1F31HL143952-02	93.837	Cardiovascular Diseases Research		4,293	
Direct	1F31HL151028-02	93.838	Lung Diseases Research		32,750	
Direct	1F31NS113403-02	93.853	Extramural Research Programs in the Neurosciences and Neurological Disorders		27,100	
Direct	1F31NS125963-01 Revised	93.853	Neurological Disorders		20,225	
Direct	1F32CA261169-01	93.398	Cancer Research Manpower		14,145	
Direct	1F32DA051138-01A1	93.279	Drug Abuse and Addiction Research Programs		25,466	
Direct	1F32DC019301-01	93.173	Research Related to Deafness and Communication Disorders		71,827	
Direct	1F32EY031178-02 Revised	93.867	Vision Research		69,002	
Direct	1F32HL154533-01A1	93.837	Cardiovascular Diseases Research		72,630	
Direct	1F32HL160012-01A1	93.837	Cardiovascular Diseases Research		10,011	
Direct	1K01AI157841-01	93.855	Allergy and Infectious Diseases Research		99,401	
Direct	1K08AG068374-01A1 Revised	93.866	Aging Research		84,429	
Direct	1K08AI150425-02	93.855	Allergy and Infectious Diseases Research		184,341	
Direct	1K23DA050909-01A1	93.279	Drug Abuse and Addiction Research Programs		132,839	
Direct	1K23DK124654-01A1	93.847	Diabetes, Digestive, and Kidney Diseases Extramural Research		164,488	
Direct	1K24HL159246-01	93.837	Cardiovascular Diseases Research		61,667	
Direct	1K99DA052624-01A1	93.279	Drug Abuse and Addiction Research Programs		50,242	
Direct	1OT2HL152758-05	93.837	Cardiovascular Diseases Research		(740)	
Direct	1P01CA254849-01A1	93.396	Cancer Biology Research		1,226,283	2,887
Direct	1P50MD017342-01	93.307	Minority Health and Health Disparities Research Extramural Research Programs in the Neurosciences and		1,240,470	295,744
Direct	1P50NS123109	93.853	Neurological Disorders		1,702,407	35,996
Direct	1R01AA028013-01	93.273	Alcohol Research Programs		475,144	14,341
Direct	1R01AG062307-01A1	93.866	Aging Research		1,233,208	294,609
Direct	1R01AG065636-02	93.866	Aging Research		523,479	
Direct	1R01AG067973-01	93.866	Aging Research		292,366	44,185
Direct	1R01AG069003-01A1	93.866	Aging Research		146,688	76,004
Direct	1R01AG069895-01	93.866	Aging Research		601,209	
Direct	1R01AG074858-01	93.866	Aging Research		55,507	
Direct	1R01AG075334-01	93.866	Aging Research		36,286	
Direct	1R01AG075809-01	93.866	Aging Research		10,093	
Direct	1R01AG075890-01	93.866	Aging Research		75,454	2,542
Direct	1R01AG077743-01	93.866	Aging Research		3,565	
Direct	1R01AI155468-01A1	93.855	Allergy and Infectious Diseases Research		422,074	
Direct	1R01AI159554-01A1	93.855	Allergy and Infectious Diseases Research		20,159	
Direct	1R01AI162699-01A1	93.855	Allergy and Infectious Diseases Research		10,560	
Direct	1R01AI162791-01A1	93.855	Allergy and Infectious Diseases Research		100,216	
Direct	1R01AI165553-01A1	93.855	Allergy and Infectious Diseases Research		22,727	
Direct	1R01AI62181-02	93.855	Allergy and Infectious Diseases Research		239,289	83,176
Direct	1R01AI62786-02	93.855	Allergy and Infectious Diseases Research		338,296	28,654
Direct	1R01AR078624-02	93.846	Arthritis, Musculoskeletal and Skin Diseases Research		288,543	
Direct	1R01AT012164-01	93.213	Research and Training in Complementary and Integrative Health		31,608	
Direct	1R01CA239701-01A1S1	93.395	Cancer Treatment Research		846,309	204,008
Direct	1R01CA241159-01A1	93.394	Cancer Detection and Diagnosis Research		145,917	
Direct	1R01CA244599-01A1	93.396	Cancer Biology Research		(246,575)	
Direct	1R01CA245550-01A1	93.396	Cancer Biology Research		613,162	
Direct	1R01CA249279-01A1	93.395	Cancer Treatment Research		41,544	
Direct	1R01CA255039-01A1	93.396	Cancer Biology Research		173,718	
Direct	1R01CA262012-01 revised	93.396	Cancer Biology Research		245,487	96,570
Direct	1R01CA262153-01	93.394	Cancer Detection and Diagnosis Research		212,945	57,644
Direct	1R01CA263084-01	93.394	Cancer Detection and Diagnosis Research		370,961	
Direct	1R01CA265004-01A1	93.396	Cancer Biology Research		36,011	

(Continued)

UNIVERSITY OF MINNESOTA

SCHEDULE OF EXPENDITURES OF FEDERAL AWARDS
FOR THE YEAR ENDED JUNE 30, 2022

Cluster, Agency, Subagency, Direct/Pass-through, Pass-through Entity	Award #	ALN#	ALN Program Title	COVID-19	Federal Expenditures	Subrecipient Expenditures
Direct	1R01CA266105-01	93.393	Cancer Cause and Prevention Research		\$ 88,378	\$ -
Direct	1R01CA269801-01	93.395	Cancer Treatment Research		30,961	
Direct	1R01DA051876-01A1	93.279	Drug Abuse and Addiction Research Programs		291,759	56,025
Direct	1R01DA053208-01A1	93.279	Drug Abuse and Addiction Research Programs		35,354	
Direct	1R01DC017114-02	93.173	Research Related to Deafness and Communication Disorders		429,274	
Direct	1R01DC017613-01A1	93.173	Research Related to Deafness and Communication Disorders		342,400	151,366
Direct	1R01DC019374-01	93.173	Research Related to Deafness and Communication Disorders		408,550	
Direct	1R01DC019613-01	93.173	Research Related to Deafness and Communication Disorders		161,696	16,609
Direct	1R01DK123042-03	93.847	Diabetes, Digestive, and Kidney Diseases Extramural Research		568,132	
Direct	1R01DK124333-01A1	93.847	Diabetes, Digestive, and Kidney Diseases Extramural Research		327,061	
Direct	1R01DK125274-01A1	93.847	Diabetes, Digestive, and Kidney Diseases Extramural Research		181,939	14,111
Direct	1R01DK126726-01A1	93.847	Diabetes, Digestive, and Kidney Diseases Extramural Research		2,907	
Direct	1R01DK127991-01A1	93.847	Diabetes, Digestive, and Kidney Diseases Extramural Research		161,524	
Direct	1R01DK128325-01	93.847	Diabetes, Digestive, and Kidney Diseases Extramural Research		218,119	104,055
Direct	1R01DK129668-01A1 Revised	93.847	Diabetes, Digestive, and Kidney Diseases Extramural Research		39,164	
Direct	1R01DK130378-01	93.847	Diabetes, Digestive, and Kidney Diseases Extramural Research	COVID-19	126,895	
Direct	1R01DK131209-01	93.847	Diabetes, Digestive, and Kidney Diseases Extramural Research		250,087	
Direct	1R01EB028791-01A1	93.286	Discovery and Applied Research for Technological Innovations to Improve Human Health		219,089	25,568
Direct	1R01EB031765-01A1	93.286	Improve Human Health		75,957	
Direct	1R01EV033316-01	93.867	Vision Research		99,379	6,370
Direct	1R01EV033328-01	93.867	Vision Research		52,798	
Direct	1R01GM136835-01A1	93.859	Biomedical Research and Research Training		204,438	
Direct	1R01GM136851-01A1	93.859	Biomedical Research and Research Training		203,924	
Direct	1R01GM140486-01	93.859	Biomedical Research and Research Training		325,098	
Direct	1R01GM141152-01A1	93.859	Biomedical Research and Research Training		36,456	
Direct	1R01GM145956-01	93.859	Biomedical Research and Research Training		317	
Direct	1R01GM146386-01	93.859	Biomedical Research and Research Training		22,375	
Direct	1R01HD102552-01A1	93.865	Child Health and Human Development Extramural Research		264,345	30,913
Direct	1R01HD108059-01	93.865	Child Health and Human Development Extramural Research		55,047	
Direct	1R01HG012425-01	93.172	Human Genome Research		36,856	
Direct	1R01HL150053-01A1	93.837	Cardiovascular Diseases Research		1,088,347	457,942
Direct	1R01HL151429-01A1	93.837	Cardiovascular Diseases Research		483,639	
Direct	1R01HL153179-01A1	93.837	Cardiovascular Diseases Research		620,533	32,254
Direct	1R01HL153613-01A1	93.838	Lung Diseases Research		304,718	143,067
Direct	1R01HL155209-01A1	93.837	Cardiovascular Diseases Research		209,943	51,917
Direct	1R01HL156994-01A1	93.837	Cardiovascular Diseases Research		82,568	
Direct	1R01HL157625-02	93.837	Cardiovascular Diseases Research		312,217	83,382
Direct	1R01HL157667-01A1	93.837	Cardiovascular Diseases Research		5,207	
Direct	1R01HL158795-01A1	93.837	Cardiovascular Diseases Research		17,615	
Direct	1R01HL160587-01	93.837	Cardiovascular Diseases Research		84,251	
Direct	1R01HL162927-01	93.838	Lung Diseases Research		24,746	
Direct	1R01HL163011-01	93.839	Blood Diseases and Resources Research		12,505	
Direct	1R01MH125377-02	93.242	Mental Health Research Grants		363,856	28,403
Direct	1R01MH126923-01A1	93.242	Mental Health Research Grants		20,275	
Direct	1R01MH128177-01 Revised	93.242	Mental Health Research Grants		59,041	
Direct	1R01MH129300-01	93.242	Mental Health Research Grants		1,210	
Direct	1R01NR020539-01A1	93.361	Nursing Research		57,314	
Direct	1R01NS117968-01S1	93.853	Extramural Research Programs in the Neurosciences and Neurological Disorders		509,010	28,713
Direct	1R01NS118026-01	93.853	Extramural Research Programs in the Neurosciences and Neurological Disorders		352,656	49,692
Direct	1R01NS119297-02	93.853	Extramural Research Programs in the Neurosciences and Neurological Disorders		151,242	
Direct	1R01NS120851-01A1	93.853	Extramural Research Programs in the Neurosciences and Neurological Disorders		236,252	
Direct	1R01NS123842-02	93.853	Extramural Research Programs in the Neurosciences and Neurological Disorders		97,114	
Direct	1R01NS124065-01	93.853	Extramural Research Programs in the Neurosciences and Neurological Disorders	COVID-19	489,702	202,480
Direct	1R01NS125437-01	93.853	Extramural Research Programs in the Neurosciences and Neurological Disorders		27,242	9,319
Direct	1R03CA234201-01 Revised	93.393	Cancer Cause and Prevention Research		26,980	12,330

(Continued)

UNIVERSITY OF MINNESOTA

SCHEDULE OF EXPENDITURES OF FEDERAL AWARDS
FOR THE YEAR ENDED JUNE 30, 2022

Cluster, Agency, Subagency, Direct/Pass-through, Pass-through Entity	Award #	ALN#	ALN Program Title	COVID-19	Federal Expenditures	Subrecipient Expenditures
Direct	1R03CA249558-01	93.396	Cancer Biology Research		\$ 48,518	\$ -
Direct	1R03CA259652-01A1	93.393	Cancer Cause and Prevention Research		24,233	
Direct	1R03HD107126-01	93.865	Child Health and Human Development Extramural Research		42,906	
Direct	1R03HL157011-02	93.837	Cardiovascular Diseases Research		35,679	
Direct	1R13AI152884-01A1	93.855	Allergy and Infectious Diseases Research		53	
Direct	1R13HD100192-01 Revision	93.865	Child Health and Human Development Extramural Research		9,521	
Direct	1R13HL149439-01 NCE	93.837	Cardiovascular Diseases Research		16,058	
Direct	1R13MD017122-01	93.307	Minority Health and Health Disparities Research		1,947	
Direct	1R15AI135885-01	93.855	Allergy and Infectious Diseases Research		87,537	
Direct	1R15CA195061-01	93.396	Cancer Biology Research		(156)	
Direct	1R15GM128143-01	93.859	Biomedical Research and Research Training Extramural Research Programs in the Neurosciences and		139,367	
Direct	1R15NS112964-01A1	93.853	Neurological Disorders		59,651	
Direct	1R21AG054824-02 REV	93.866	Aging Research		(3,923)	
Direct	1R21AG065693-01 Revised	93.866	Aging Research		173,236	
Direct	1R21AG067094-01A1	93.866	Aging Research		93,749	22,144
Direct	1R21AG069792-01S1	93.866	Aging Research		444,908	144,385
Direct	1R21AG071908-01A1	93.866	Aging Research		15,188	
Direct	1R21AG072530-01	93.866	Aging Research		153,621	
Direct	1R21AG072566-01	93.866	Aging Research		80,563	
Direct	1R21AI150158-02	93.855	Allergy and Infectious Diseases Research		212,445	
Direct	1R21AI154527-01A1	93.855	Allergy and Infectious Diseases Research		158,113	
Direct	1R21AI156238-02	93.855	Allergy and Infectious Diseases Research		235,743	150,977
Direct	1R21AI158019-01A1	93.855	Allergy and Infectious Diseases Research	COVID-19	85,848	
Direct	1R21AI159460-01A1	93.855	Allergy and Infectious Diseases Research		98,458	
Direct	1R21AI166163-01	93.855	Allergy and Infectious Diseases Research		13,030	
Direct	1R21AI166475-01	93.855	Allergy and Infectious Diseases Research		112,974	
Direct	1R21AI168668-01	93.855	Allergy and Infectious Diseases Research		1,743	
Direct	1R21AI168777-01	93.855	Allergy and Infectious Diseases Research		46,045	
Direct	1R21AR075281-02	93.846	Arthritis, Musculoskeletal and Skin Diseases Research		169,091	
Direct	1R21AR079236-01A1	93.846	Arthritis, Musculoskeletal and Skin Diseases Research		75,498	
Direct	1R21CA235352-01 Revised	93.393	Cancer Cause and Prevention Research		26,257	
Direct	1R21CA256428-01	93.395	Cancer Treatment Research		129,722	
Direct	1R21CA259718-01A1	93.395	Cancer Treatment Research		26,438	
Direct	1R21CA261078-01	93.393	Cancer Cause and Prevention Research		93,968	19,432
Direct	1R21CA261734-01	93.395	Cancer Treatment Research		122,034	
Direct	1R21DA050822-01A1	93.279	Drug Abuse and Addiction Research Programs		23,225	
Direct	1R21DC019184-01A1	93.173	Research Related to Deafness and Communication Disorders		69,529	27,623
Direct	1R21DC019409-01A1	93.173	Research Related to Deafness and Communication Disorders		68,102	
Direct	1R21DK117466-02	93.847	Diabetes, Digestive, and Kidney Diseases Extramural Research		12,501	
Direct	1R21DK121242-01A1	93.847	Diabetes, Digestive, and Kidney Diseases Extramural Research		80,241	8,123
Direct	1R21DK125933-01	93.847	Diabetes, Digestive, and Kidney Diseases Extramural Research		155,431	
Direct	1R21DK128663-01	93.847	Diabetes, Digestive, and Kidney Diseases Extramural Research		102,376	
Direct	1R21EY031868-01A1	93.867	Vision Research		21,008	
Direct	1R21HD100840-01	93.865	Child Health and Human Development Extramural Research		119,180	
Direct	1R21HL144559-01	93.837	Cardiovascular Diseases Research		15,667	
Direct	1R21HL150424-01	93.837	Cardiovascular Diseases Research		89,341	5,457
Direct	1R21HL150428-01A1	93.837	Cardiovascular Diseases Research		148,797	
Direct	1R21HL152313-02	93.839	Blood Diseases and Resources Research		181,387	
Direct	1R21HL156218-01	93.837	Cardiovascular Diseases Research		93,349	
Direct	1R21MH120692-01A1 REVISED	93.242	Mental Health Research Grants		136,516	55,240
Direct	1R21MH128839-02	93.242	Mental Health Research Grants		20,108	
Direct	1R21NS111196-01	93.853	Extramural Research Programs in the Neurosciences and Neurological Disorders		53,368	
Direct	1R21NS111214-01	93.853	Extramural Research Programs in the Neurosciences and Neurological Disorders		8,079	
Direct	1R21NS112413-01A1	93.853	Extramural Research Programs in the Neurosciences and Neurological Disorders		98,641	
Direct	1R21NS113335-01	93.853	Extramural Research Programs in the Neurosciences and Neurological Disorders		89,865	22,860
Direct	1R21NS116260-02	93.853	Extramural Research Programs in the Neurosciences and Neurological Disorders		186,927	
Direct	1R21NS117978-01	93.853	Extramural Research Programs in the Neurosciences and Neurological Disorders		233,968	

(Continued)

UNIVERSITY OF MINNESOTA

SCHEDULE OF EXPENDITURES OF FEDERAL AWARDS
FOR THE YEAR ENDED JUNE 30, 2022

Cluster, Agency, Subagency, Direct/Pass-through, Pass-through Entity	Award #	ALN#	ALN Program Title	COVID-19	Federal Expenditures	Subrecipient Expenditures
Direct	1R21NS118785-01A1	93.853	Extramural Research Programs in the Neurosciences and Neurological Disorders	\$	211,311	\$ -
Direct	1R25E033035-01	93.143	NIEHS Superfund Hazardous Substances_Basic Research and Education		130,647	33,355
Direct	1R25HG012322-01	93.172	Human Genome Research		177	
Direct	1R25NS118756-01	93.853	Extramural Research Programs in the Neurosciences and Neurological Disorders		238,829	
Direct	1R34AT011036-01	93.213	Research and Training in Complementary and Integrative Health		268,650	
Direct	1R34MH121251-01	93.242	Mental Health Research Grants		157,628	117,107
Direct	1R34NS111654-01 REVISED	93.853	Extramural Research Programs in the Neurosciences and Neurological Disorders		14,584	
Direct	1R35GM131814-03	93.859	Biomedical Research and Research Training		402,595	
Direct	1R35GM136309-02	93.859	Biomedical Research and Research Training		246,693	
Direct	1R35GM137920-0	93.859	Biomedical Research and Research Training		335,394	
Direct	1R35GM138277-02S1	93.859	Biomedical Research and Research Training		376,205	
Direct	1R35GM140837-01	93.859	Biomedical Research and Research Training		416,685	
Direct	1R35GM141853	93.859	Biomedical Research and Research Training		522,971	
Direct	1R35GM142441-02	93.859	Biomedical Research and Research Training		118,455	
Direct	1R35GM142695-01	93.859	Biomedical Research and Research Training		156,628	
Direct	1R35GM144029-01	93.859	Biomedical Research and Research Training		45,260	
Direct	1R35GM145290-01	93.859	Biomedical Research and Research Training		1,990	
Direct	1R35GM145298-01	93.859	Biomedical Research and Research Training		9,291	
Direct	1R35NS127248-01	93.853	Extramural Research Programs in the Neurosciences and Neurological Disorders		84,053	
Direct	1R36DA050000-02	93.279	Drug Abuse and Addiction Research Programs		56,180	
Direct	1R36DA054455-01A1	93.279	Drug Abuse and Addiction Research Programs		8,059	
Direct	1R36MH130105-01	93.242	Mental Health Research Grants		10,843	
Direct	1R37MH125829-01	93.242	Mental Health Research Grants		495,787	388,914
Direct	1R56AG062307-02 Revised	93.866	Aging Research		10	
Direct	1R56AG067573-01A1	93.866	Aging Research		701,818	269,825
Direct	1R56AG070748-01A1	93.866	Aging Research		376,499	603
Direct	1R56AG072410-01	93.866	Aging Research		316,141	
Direct	1R56AG073734-01	93.866	Aging Research		297,995	
Direct	1R56AI150402-01A1	93.855	Allergy and Infectious Diseases Research		89,049	
Direct	1R56AI162742-01A1	93.855	Allergy and Infectious Diseases Research		747	
Direct	1R56AI162791-01 REVISED	93.855	Allergy and Infectious Diseases Research		179,344	
Direct	1R56AR078209-01A1	93.846	Arthritis, Musculoskeletal and Skin Diseases Research		120,328	
Direct	1R56AR078315-01	93.846	Arthritis, Musculoskeletal and Skin Diseases Research		229,558	
Direct	1R56DK118150-01A1	93.847	Diabetes, Digestive, and Kidney Diseases Extramural Research		49,592	
Direct	1R56EB031765-01 REVISED	93.286	Improve Human Health		48,946	
Direct	1R56MH122473-01	93.242	Mental Health Research Grants		(1)	
Direct	1R56NS113549-01	93.853	Extramural Research Programs in the Neurosciences and Neurological Disorders		13,778	
Direct	1R61DA049386-02	93.279	Drug Abuse and Addiction Research Programs		349,369	57,735
Direct	1R61HD103065-01A1	93.865	Child Health and Human Development Extramural Research		124,295	55,532
Direct	1R61HL151978-01A1	93.837	Cardiovascular Diseases Research		772,498	31,912
Direct	1R61MH123754-01	93.242	Mental Health Research Grants		408,203	12,846
Direct	1R61NS115089-01 Revised	93.853	Extramural Research Programs in the Neurosciences and Neurological Disorders		205,157	
Direct	1RF1AG056976-01	93.866	Aging Research		232,033	
Direct	1RF1AG060766-01	93.866	Aging Research		819,192	
Direct	1RF1AG062135-01 REVISED	93.866	Aging Research		471,452	204,498
Direct	1RF1AG067924-01	93.866	Aging Research		284,978	
Direct	1RF1AG069771-01	93.866	Aging Research		403,235	89,957
Direct	1RF1AG070296-01	93.866	Aging Research		221,724	
Direct	1RF1MH116978-NCE	93.242	Mental Health Research Grants		691,637	518,307
Direct	1RF1MH116987-01	93.242	Mental Health Research Grants		541,292	
Direct	1RF1MH117015-01 Revised	93.242	Mental Health Research Grants		619,440	
Direct	1RF1MH117428-01A1	93.242	Mental Health Research Grants		348,049	128,087
Direct	1RF1MH123698-01 REVISED	93.242	Mental Health Research Grants		353,966	
Direct	1RF1MH124909-01	93.242	Mental Health Research Grants		622,379	
Direct	1RF1NS113287-01 REVISED	93.853	Extramural Research Programs in the Neurosciences and Neurological Disorders		848,614	435,931

(Continued)

UNIVERSITY OF MINNESOTA

SCHEDULE OF EXPENDITURES OF FEDERAL AWARDS
FOR THE YEAR ENDED JUNE 30, 2022

Cluster, Agency, Subagency, Direct/Pass-through, Pass-through Entity	Award #	ALN#	ALN Program Title	COVID-19	Federal Expenditures	Subrecipient Expenditures
Direct	1RF1NS126044-01	93.853	Extramural Research Programs in the Neurosciences and Neurological Disorders	\$	11,794	\$ -
Direct	1RF1NS127266-01	93.853	Extramural Research Programs in the Neurosciences and Neurological Disorders		16,114	
Direct	1S10MH124728-01A1	93.242	Mental Health Research Grants		65,958	
Direct	1S10OD026770-01A1	93.351	Research Infrastructure Programs		15,581	
Direct	1S10OD028712-01	93.351	Research Infrastructure Programs		261,015	
Direct	1S10OD028717-01	93.351	Research Infrastructure Programs		13,310	
Direct	1T32EB031512-01	93.286	Discovery and Applied Research for Technological Innovations to Improve Human Health		28,201	
Direct	1T32GM132029-03	93.859	Biomedical Research and Research Training		338,707	
Direct	1T32GM132063-01A1	93.859	Biomedical Research and Research Training		194,533	
Direct	1T32HL139431-01	93.837	Cardiovascular Diseases Research		212,736	
Direct	1T32HL150452-01A1	93.837	Cardiovascular Diseases Research		281,117	
Direct	1T34GM137862-02	93.859	Biomedical Research and Research Training		134,317	57,132
Direct	1U01AG073079-01	93.866	Aging Research		129,058	
Direct	1U01CA224160-01	93.353	21st Century Cures Act - Beau Biden Cancer Moonshot		(3,401)	
Direct	1U01DA055371-02	93.279	Drug Abuse and Addiction Research Programs		261,905	
Direct	1U01HD108779-01	93.865	Child Health and Human Development Extramural Research		219,976	
Direct	1U54AG076041-01	93.310	Trans-NIH Research Support		480,498	
Direct	1U54CA268069-01	93.397	Cancer Centers Support Grants		336,502	
Direct	1UG3CA265791-01	93.393	Cancer Cause and Prevention Research		461,961	
Direct	2P2CHD041023-22	93.865	Child Health and Human Development Extramural Research		315,053	
Direct	2P30EV011374-21	93.867	Vision Research		96,841	
Direct	2P40D010440-11 (Revised)	93.351	Research Infrastructure Programs		182,548	
Direct	2R01AI038903-26	93.855	Allergy and Infectious Diseases Research		96,136	
Direct	2R01AI039614-25A1	93.855	Allergy and Infectious Diseases Research		411,258	
Direct	2R01GM122917-05	93.859	Biomedical Research and Research Training		412,934	
Direct	2R01GM122979-05	93.859	Biomedical Research and Research Training		335,000	158,039
Direct	2R01HD046697-17	93.865	Child Health and Human Development Extramural Research		730,852	
Direct	2R01HD067258-11A1	93.865	Child Health and Human Development Extramural Research		439,307	
Direct	2R01HD069471-11	93.865	Child Health and Human Development Extramural Research		52,822	
Direct	2R01HD080444-06A1	93.865	Child Health and Human Development Extramural Research		633,965	385,029
Direct	2R01HL059367-19A1	93.837	Cardiovascular Diseases Research		482,679	156,254
Direct	2R01HL118797-09	93.839	Blood Diseases and Resources Research		40,008	
Direct	2R01HL132874-05A1	93.837	Cardiovascular Diseases Research		145,061	
Direct	2R01HL132906-05	93.837	Cardiovascular Diseases Research		455,396	66,526
Direct	2R01NS058945-12	93.853	Extramural Research Programs in the Neurosciences and Neurological Disorders		(62,999)	
Direct	2R01NS058945-12	93.853	Extramural Research Programs in the Neurosciences and Neurological Disorders		585,183	
Direct	2R01NSF081118-05A1	93.853	Extramural Research Programs in the Neurosciences and Neurological Disorders		521,223	
Direct	2R15HD068176-02	93.865	Child Health and Human Development Extramural Research		64,666	
Direct	2R18DK110732-06	93.847	Diabetes, Digestive, and Kidney Diseases Extramural Research		180,319	33,022
Direct	2R25CA200508-06	93.398	Cancer Research Manpower		92,272	
Direct	2R35GM118047-06	93.859	Biomedical Research and Research Training		196,272	
Direct	2R35GM119457-06	93.859	Biomedical Research and Research Training		610,752	
Direct	2R35GM119483-06	93.859	Biomedical Research and Research Training		257,751	
Direct	2R50CA211256-06	93.394	Cancer Detection and Diagnosis Research		148,609	
Direct	2R56AA024123-06	93.273	Alcohol Research Programs		61,944	
Direct	2R56AR042423-26A1	93.846	Arthritis, Musculoskeletal and Skin Diseases Research		66,695	23,704
Direct	2R56AR055299-11A1 NCE	93.846	Arthritis, Musculoskeletal and Skin Diseases Research		148,443	
Direct	2RF1AG044342-06A1	93.866	Aging Research		755,487	5,631
Direct	2T32AR007612-21	93.846	Arthritis, Musculoskeletal and Skin Diseases Research		24,416	
Direct	2T32CA163184-11	93.398	Cancer Research Manpower		258,903	
Direct	2U24DK106786-06	93.847	Diabetes, Digestive, and Kidney Diseases Extramural Research		1,357,520	85,150
Direct	3F31MH124278-01A1S1	93.242	Mental Health Research Grants		20,246	
Direct	3K01OD019912-05S1	93.351	Research Infrastructure Programs		110,456	
Direct	3P01AG043376-06S1	93.866	Aging Research		(5,841)	
Direct	3R00AG058800-03S1	93.866	Aging Research		345,379	
Direct	3R01AG053217-05	93.866	Aging Research		674,377	
Direct	3R01AG059654-04S1	93.866	Aging Research		649,993	66,426

(Continued)

UNIVERSITY OF MINNESOTA

SCHEDULE OF EXPENDITURES OF FEDERAL AWARDS
FOR THE YEAR ENDED JUNE 30, 2022

Cluster, Agency, Subagency, Direct/Pass-through, Pass-through Entity	Award #	ALN#	ALN Program Title	COVID-19	Federal Expenditures	Subrecipient Expenditures
Direct	3R01AR073966-0451	93.846	Arthritis, Musculoskeletal and Skin Diseases Research		\$ 399,941	\$ -
Direct	3R01CA196873-0551	93.393	Cancer Cause and Prevention Research		10,117	
Direct	3R01DC012262-0951	93.173	Research Related to Deafness and Communication Disorders		361,272	
Direct	3R01DK108801-0551	93.847	Diabetes, Digestive, and Kidney Diseases Extramural Research		323,010	
Direct	3R01DK124504-02151	93.847	Diabetes, Digestive, and Kidney Diseases Extramural Research		525,651	73,565
Direct	3R01EY028554-0351	93.867	Vision Research		464,583	
Direct	3R01GM143428-0251	93.859	Biomedical Research and Research Training		195,517	37,593
Direct	3R01HD100007-0451	93.865	Child Health and Human Development Extramural Research		406,758	
Direct	3R24OD023041-0651	93.351	Research Infrastructure Programs		475,089	274,399
Direct	3R33CA217780-0351	93.396	Cancer Biology Research		50,745	
Direct	3T32DK083250-1351	93.847	Diabetes, Digestive, and Kidney Diseases Extramural Research		394,273	
Direct	3T32GM008244-35	93.859	Biomedical Research and Research Training		936,720	
Direct	3U01AI136780-0252	93.855	Allergy and Infectious Diseases Research	COVID-19	2,945,097	2,899,029
Direct	3U01DA046413-0451	93.279	Drug Abuse and Addiction Research Programs		434,441	200,067
Direct	3U01MH108150-0451	93.242	Mental Health Research Grants		423,958	
Direct	3U45E006184-2951	93.142	NIEHS Hazardous Waste Worker Health and Safety Training Extramural Research Programs in the Neurosciences and	COVID-19	59,154	33,190
Direct	3UG3 NS107688-02 Revised	93.853	Neurological Disorders		1,470,378	996,404
Direct	3UL1TR002494-0355	93.350	National Center for Advancing Translational Sciences	COVID-19	19,859	
Direct	4DP2EB020537-03	93.310	Trans-NIH Research Support		(373)	
Direct	4K00CA245735-03	93.393	Cancer Cause and Prevention Research		21,092	
Direct	4R00AI154672-03	93.855	Allergy and Infectious Diseases Research		140,631	
Direct	4R00DA048970-03	93.279	Drug Abuse and Addiction Research Programs		107,257	
Direct	4R00HD097298-03	93.865	Child Health and Human Development Extramural Research		234,405	
Direct	4R00HD101680-03	93.865	Child Health and Human Development Extramural Research		15,599	
Direct	4R33HL151978-02	93.837	Cardiovascular Diseases Research Extramural Research Programs in the Neurosciences and		99,616	
Direct	4R33NS111075-03 (formerly 1R61NS111075)	93.853	Neurological Disorders Extramural Research Programs in the Neurosciences and		361,269	94,894
Direct	4R33NS115089-02	93.853	Neurological Disorders		702,003	
Direct	4UH3CA244687-03	93.353	21st Century Cures Act - Beau Biden Cancer Moonshot		648,453	
Direct	5F30 OD023369-04	93.351	Research Infrastructure Programs		1,186	
Direct	5F30AG057108-05	93.866	Aging Research		36,205	
Direct	5F30CA228261-02	93.398	Cancer Research Manpower		28,563	
Direct	5F30CA232399-04	93.398	Cancer Research Manpower		40,963	
Direct	5F30CA232481-02	93.398	Cancer Research Manpower		33,204	
Direct	5F30CA250321-03	93.398	Cancer Research Manpower		45,845	
Direct	5F30CA253992-03	93.398	Cancer Research Manpower		37,187	
Direct	5F30CA257227-02	93.398	Cancer Research Manpower		39,484	
Direct	5F30DA049476-03	93.279	Drug Abuse and Addiction Research Programs		51,388	
Direct	5F30DA052109-03	93.279	Drug Abuse and Addiction Research Programs		41,054	
Direct	5F30DE029105-03	93.121	Oral Diseases and Disorders Research		73,076	
Direct	5F30DE030354-02	93.121	Oral Diseases and Disorders Research		50,288	
Direct	5F30DK114942-04 REVISED	93.847	Diabetes, Digestive, and Kidney Diseases Extramural Research		33,213	
Direct	5F30HD093285-04	93.865	Child Health and Human Development Extramural Research		6,555	
Direct	5F30HL146089-04 Revised	93.837	Cardiovascular Diseases Research		41,863	
Direct	5F30HL151138-03	93.837	Cardiovascular Diseases Research		49,804	
Direct	5F30HL152561-03	93.837	Cardiovascular Diseases Research		44,617	
Direct	5F30MH124404-02	93.242	Mental Health Research Grants		47,167	
Direct	5F30OD030021-02	93.351	Research Infrastructure Programs		32,960	
Direct	5F31AA028726-02 Revised	93.273	Alcohol Research Programs		29,254	
Direct	5F31AI145091-03	93.855	Allergy and Infectious Diseases Research		29,209	
Direct	5F31AI147805-03	93.855	Allergy and Infectious Diseases Research		35,053	
Direct	5F31AI148047-03	93.855	Allergy and Infectious Diseases Research		34,083	
Direct	5F31AI152353-02	93.855	Allergy and Infectious Diseases Research		26,320	
Direct	5F31AI154706-02	93.855	Allergy and Infectious Diseases Research		31,518	
Direct	5F31AR073642-03	93.846	Arthritis, Musculoskeletal and Skin Diseases Research		5,208	
Direct	5F31CA236190-03	93.398	Cancer Research Manpower		31,284	
Direct	5F31CA243306-03	93.398	Cancer Research Manpower		9,871	
Direct	5F31CA257218-02	93.398	Cancer Research Manpower		31,423	

(Continued)

UNIVERSITY OF MINNESOTA

SCHEDULE OF EXPENDITURES OF FEDERAL AWARDS
FOR THE YEAR ENDED JUNE 30, 2022

Cluster, Agency, Subagency, Direct/Pass-through, Pass-through Entity	Award #	ALN#	ALN Program Title	COVID-19	Federal Expenditures	Subrecipient Expenditures
Direct	5F31DC019247-02 Revised	93.173	Research Related to Deafness and Communication Disorders		\$ 33,184	\$ -
Direct	5F31DK123998-02	93.847	Diabetes, Digestive, and Kidney Diseases Extramural Research		33,363	
Direct	5F31DK123999-03	93.847	Diabetes, Digestive, and Kidney Diseases Extramural Research		29,073	
Direct	5F31DK124968-03 REVISED	93.847	Diabetes, Digestive, and Kidney Diseases Extramural Research		37,541	
Direct	5F31EY031558-02 REVISED	93.867	Vision Research		32,052	
Direct	5F31EY031578-02S1	93.867	Vision Research		33,342	
Direct	5F31GM139366-02	93.859	Biomedical Research and Research Training		33,805	
Direct	5F31HL142313-03	93.837	Cardiovascular Diseases Research		(1,154)	
Direct	5F31MH117947-02	93.242	Mental Health Research Grants		970	
Direct	5F31MH122094-03	93.242	Mental Health Research Grants		30,932	
			Extramural Research Programs in the Neurosciences and			
Direct	5F31NS108625-04 Revised	93.853	Neurological Disorders		17,870	
Direct	5F32AI147813-03	93.855	Allergy and Infectious Diseases Research		71,594	
Direct	5F32AI150351-02	93.855	Allergy and Infectious Diseases Research		49,055	
Direct	5F32HD105364-02	93.865	Child Health and Human Development Extramural Research		51,614	
Direct	5F32HL151128-03	93.838	Lung Diseases Research		58,831	
Direct	5F32HL152523-02	93.837	Cardiovascular Diseases Research		70,471	
Direct	5F32MH112334-03 Revised	93.242	Mental Health Research Grants		4,318	
Direct	5K00CA245796-04	93.398	Cancer Research Manpower		93,364	
Direct	5K01AA024805-05	93.273	Alcohol Research Programs		111,157	
Direct	5K01AA026349-05 and -05S1	93.273	Alcohol Research Programs		177,097	
Direct	5K01AG064038-03	93.866	Aging Research		138,750	
Direct	5K01AR070894-05	93.846	Arthritis, Musculoskeletal and Skin Diseases Research		120,892	
Direct	5K01AT008965-05	93.213	Research and Training in Complementary and Integrative Health		(103)	
Direct	5K01DA042902-03	93.279	Drug Abuse and Addiction Research Programs		133,257	
Direct	5K01DA051598-04	93.279	Drug Abuse and Addiction Research Programs		195,655	
Direct	5K01DK116934-04	93.847	Diabetes, Digestive, and Kidney Diseases Extramural Research		101,829	
Direct	5K01DK125258-03	93.847	Diabetes, Digestive, and Kidney Diseases Extramural Research		140,731	
Direct	5K01MD014795-03	93.307	Minority Health and Health Disparities Research		131,994	
Direct	5K01MH117451-04	93.242	Mental Health Research Grants		147,178	
Direct	5K01MH120278-03	93.242	Mental Health Research Grants		151,634	
Direct	5K01OD021293-05	93.351	Research Infrastructure Programs		36,935	
Direct	5K01OD027058-04	93.351	Research Infrastructure Programs		148,750	
Direct	5K01TW010268-05 NCE	93.989	International Research and Research Training		90,784	
Direct	5K08AI130266-06	93.855	Allergy and Infectious Diseases Research		74,116	
Direct	5K08AI134262-05	93.855	Allergy and Infectious Diseases Research		189,682	
Direct	5K08CA234232-04	93.398	Cancer Research Manpower		176,999	13,653
Direct	5K08CA255426-02	93.398	Cancer Research Manpower		166,215	
Direct	5K08DE027705-04	93.121	Oral Diseases and Disorders Research		147,767	
Direct	5K08GM113055-04 Revised	93.859	Biomedical Research and Research Training		117,302	
Direct	5K08HD099246-04	93.865	Child Health and Human Development Extramural Research		157,690	
Direct	5K08HL140100-05	93.838	Lung Diseases Research		158,306	
Direct	5K12GM119955-05 (Revised)	93.859	Biomedical Research and Research Training		540,422	74,115
Direct	5K12HD055887-15	93.865	Child Health and Human Development Extramural Research		474,201	
Direct	5K22HL137901-03	93.837	Cardiovascular Diseases Research		232,832	
Direct	5K23AI138851-05	93.855	Allergy and Infectious Diseases Research		146,292	
Direct	5K23DC016335-04S1 Revised	93.173	Research Related to Deafness and Communication Disorders		230,090	
Direct	5K23DK115906-04S1	93.847	Diabetes, Digestive, and Kidney Diseases Extramural Research		206,070	
Direct	5K23DK118207-04	93.847	Diabetes, Digestive, and Kidney Diseases Extramural Research		204,377	
Direct	5K23DK125668-03	93.847	Diabetes, Digestive, and Kidney Diseases Extramural Research		172,906	
Direct	5K23DK129721-02	93.847	Diabetes, Digestive, and Kidney Diseases Extramural Research		151,433	
Direct	5K23HD090324-04	93.865	Child Health and Human Development Extramural Research		2,871	
Direct	5K23HL132011-06 NCE	93.837	Cardiovascular Diseases Research		87,077	
Direct	5K23HL143146-04	93.837	Cardiovascular Diseases Research		171,962	
Direct	5K23MH112867-05	93.242	Mental Health Research Grants		196,215	
Direct	5K23MH117219-03	93.242	Mental Health Research Grants		243,950	
Direct	5K23MH121220-04	93.242	Mental Health Research Grants		199,311	30,377
Direct	5K23MH123910-03	93.242	Mental Health Research Grants		139,704	
			Extramural Research Programs in the Neurosciences and			
Direct	5K23NS122601-02	93.853	Neurological Disorders		116,398	
Direct	5K24HL155813-02	93.837	Cardiovascular Diseases Research		91,769	
Direct	5K99AG070104-02	93.866	Aging Research		105,636	

UNIVERSITY OF MINNESOTA

SCHEDULE OF EXPENDITURES OF FEDERAL AWARDS
FOR THE YEAR ENDED JUNE 30, 2022

Cluster, Agency, Subagency, Direct/Pass-through, Pass-through Entity	Award #	ALN#	ALN Program Title	COVID-19	Federal Expenditures	Subrecipient Expenditures
Direct	5K99AG073463-02	93.866	Aging Research		\$ 59,889	\$ -
Direct	5K99AI147811-02 REVISED	93.855	Allergy and Infectious Diseases Research		(674)	
Direct	5K99AI151080-02	93.855	Allergy and Infectious Diseases Research		74,088	
Direct	5K99DC017472-0251	93.173	Research Related to Deafness and Communication Disorders		73,799	
Direct	5K99DE031014-02	93.121	Oral Diseases and Disorders Research		82,577	
Direct	5K99EY030145-02	93.867	Vision Research		115,550	
Direct	5K99HL144824-02	93.837	Cardiovascular Diseases Research		3,067	
Direct	5K99MD015770-02	93.307	Minority Health and Health Disparities Research		94,986	
Direct	5KL2TR002492-05	93.350	National Center for Advancing Translational Sciences		1,115,143	
Direct	5P01AI035296-27	93.855	Allergy and Infectious Diseases Research		2,068,290	
Direct	5P01CA065493-25	93.395	Cancer Treatment Research		499,852	10,690
Direct	5P01CA111412-15	93.395	Cancer Treatment Research		(56,348)	53,787
Direct	5P01CA111412-17	93.395	Cancer Treatment Research		1,876,403	190,681
Direct	5P01CA138338-10	93.393	Cancer Cause and Prevention Research		1,348,749	982,217
Direct	5P01CA217806-05	93.393	Cancer Cause and Prevention Research		2,361,695	1,109,734
Direct	5P01CA234228-03	93.396	Cancer Biology Research		1,578,494	211,548
Direct	5P30AG066613-03	93.866	Aging Research		549,770	19,276
Direct	5P30CA077598-24	93.397	Cancer Centers Support Grants		4,646,265	64,193
Direct	5P30DA048742-03	93.279	Drug Abuse and Addiction Research Programs		2,137,888	87,225
Direct	5P30NS076408-09 rev	93.853	Extramural Research Programs in the Neurosciences and Neurological Disorders		112,606	
Direct	5P40OD010440-1051	93.351	Research Infrastructure Programs		561,258	
Direct	5P41EB027061-04 REVISED	93.286	Discovery and Applied Research for Technological Innovations to Improve Human Health		1,418,764	
Direct	5P50HD093540-04	93.865	Child Health and Human Development Extramural Research		487,620	459,111
Direct	5P50MH119569-03	93.242	Mental Health Research Grants		2,587,649	24,919
Direct	5P50NS098573-05	93.853	Extramural Research Programs in the Neurosciences and Neurological Disorders		771,888	10,631
Direct	5R00AA025384-04	93.273	Alcohol Research Programs		90,979	
Direct	5R00AG056656-05	93.866	Aging Research		151,529	
Direct	5R00DA039253-05	93.279	Drug Abuse and Addiction Research Programs		30,536	
Direct	5R00DA041462-05	93.279	Drug Abuse and Addiction Research Programs		14,824	
Direct	5R00DA042895-04	93.279	Drug Abuse and Addiction Research Programs		110,314	
Direct	5R00DE027414-04	93.121	Oral Diseases and Disorders Research		200,344	
Direct	5R00HL123638-05 Revised	93.837	Cardiovascular Diseases Research		47,117	
Direct	5R00HL138163-04	93.837	Cardiovascular Diseases Research		153,758	
Direct	5R01 HL051177-25 REVISED	93.838	Lung Diseases Research		39,419	
Direct	5R01AA024123-06A1	93.273	Alcohol Research Programs		670	
Direct	5R01AA024123-06A1	93.273	Alcohol Research Programs		281,499	
Direct	5R01AA026598-05	93.273	Alcohol Research Programs		397,294	
Direct	5R01AA027544-03	93.273	Alcohol Research Programs		297,053	
Direct	5R01AA028770-02 Rev	93.273	Alcohol Research Programs		368,926	
Direct	5R01AA029077-02	93.273	Alcohol Research Programs		364,834	9,260
Direct	5R01AG020866-18	93.866	Aging Research		181,582	
Direct	5R01AG031743-14	93.866	Aging Research		535,088	52,999
Direct	5R01AG041831-10	93.866	Aging Research		608,085	4,132
Direct	5R01AG048931-05	93.866	Aging Research		215,192	79,893
Direct	5R01AG048931-05	93.866	Aging Research		154,584	35,187
Direct	5R01AG050300-05	93.866	Aging Research	COVID-19	218,997	105,221
Direct	5R01AG055452-05	93.866	Aging Research		273,574	
Direct	5R01AG055469-04 Revised	93.866	Aging Research		1,694	
Direct	5R01AG055591-05	93.866	Aging Research		166,051	
Direct	5R01AG057679-05	93.866	Aging Research		678,872	57,788
Direct	5R01AG058687-05	93.866	Aging Research		759,902	392,801
Direct	5R01AG058719-04	93.866	Aging Research		10,460,261	6,569,704
Direct	5R01AG060944-04	93.866	Aging Research		541,541	23,159
Direct	5R01AG062199-04	93.866	Aging Research		698,063	
Direct	5R01AG062469-04	93.866	Aging Research		365,076	
Direct	5R01AG062601-04	93.866	Aging Research		630,524	
Direct	5R01AG062899-04	93.866	Aging Research		499,914	
Direct	5R01AG063543-04 REVISED	93.866	Aging Research		972,259	

UNIVERSITY OF MINNESOTA

SCHEDULE OF EXPENDITURES OF FEDERAL AWARDS
FOR THE YEAR ENDED JUNE 30, 2022

Cluster, Agency, Subagency, Direct/Pass-through, Pass-through Entity	Award #	ALN#	ALN Program Title	COVID-19	Federal Expenditures	Subrecipient Expenditures
Direct	5R01AG069768-03	93.866	Aging Research		\$ 330,174	\$ -
Direct	5R01AG069781-03	93.866	Aging Research		587,722	270,899
Direct	5R01AG069819-03	93.866	Aging Research		576,124	
Direct	5R01AG070962-03	93.866	Aging Research		480,832	
Direct	5R01AI027998-33	93.855	Allergy and Infectious Diseases Research		383,080	
Direct	5R01AI038903-25 REVISED	93.855	Allergy and Infectious Diseases Research		99,755	
Direct	5R01AI039614-24 REVISED	93.855	Allergy and Infectious Diseases Research		76,804	
Direct	5R01AI042792-20	93.855	Allergy and Infectious Diseases Research		107,466	3,426
Direct	5R01AI049424-15	93.855	Allergy and Infectious Diseases Research		682,201	410,629
Direct	5R01AI084913-12	93.855	Allergy and Infectious Diseases Research		376,447	
Direct	5R01AI089728-09	93.855	Allergy and Infectious Diseases Research		39,383	34,381
Direct	5R01AI103760-10	93.855	Allergy and Infectious Diseases Research		408,786	
Direct	5R01AI118511-05 NCE	93.855	Allergy and Infectious Diseases Research		215,707	154,802
Direct	5R01AI122742-05 REVISED	93.855	Allergy and Infectious Diseases Research		88,645	8,096
Direct	5R01AI123146-07	93.855	Allergy and Infectious Diseases Research		471,867	
Direct	5R01AI124512-05	93.855	Allergy and Infectious Diseases Research		9	
Direct	5R01AI124512-07	93.855	Allergy and Infectious Diseases Research		406,366	
Direct	5R01AI125127-05 Revised	93.855	Allergy and Infectious Diseases Research		492,008	48,998
Direct	5R01AI131586-05	93.855	Allergy and Infectious Diseases Research		411,360	244,180
Direct	5R01AI132563-06	93.855	Allergy and Infectious Diseases Research		758,652	349,590
Direct	5R01AI132962-05	93.855	Allergy and Infectious Diseases Research		363,730	
Direct	5R01AI134406-05	93.855	Allergy and Infectious Diseases Research		434,894	7,626
Direct	5R01AI134636-05	93.855	Allergy and Infectious Diseases Research		552,299	
Direct	5R01AI136445-05	93.855	Allergy and Infectious Diseases Research		1,065,589	420,022
Direct	5R01AI136982-04	93.855	Allergy and Infectious Diseases Research		506,947	
Direct	5R01AI139420-04	93.855	Allergy and Infectious Diseases Research		336,549	
Direct	5R01AI143380-04	93.855	Allergy and Infectious Diseases Research		921,806	361,315
Direct	5R01AI143689-03	93.855	Allergy and Infectious Diseases Research		460,098	75,059
Direct	5R01AI143784-04	93.855	Allergy and Infectious Diseases Research		938,032	468,448
Direct	5R01AI143826-04	93.855	Allergy and Infectious Diseases Research		378,323	
Direct	5R01AI143828-04	93.855	Allergy and Infectious Diseases Research		516,618	
Direct	5R01AI145147-04	93.855	Allergy and Infectious Diseases Research		568,508	
Direct	5R01AI145147-04	93.855	Allergy and Infectious Diseases Research	COVID-19	9,932	
Direct	5R01AI146009-03	93.855	Allergy and Infectious Diseases Research		569,877	
Direct	5R01AI146031-03	93.855	Allergy and Infectious Diseases Research		610,519	17,188
Direct	5R01AI146032-03	93.855	Allergy and Infectious Diseases Research		642,632	
Direct	5R01AI146049-02	93.855	Allergy and Infectious Diseases Research		552,230	135,511
Direct	5R01AI147540-04	93.855	Allergy and Infectious Diseases Research		439,900	
Direct	5R01AI147912-03	93.855	Allergy and Infectious Diseases Research		622,320	121,921
Direct	5R01AI148669-03	93.855	Allergy and Infectious Diseases Research		302,779	
Direct	5R01AI150468-04	93.859	Biomedical Research and Research Training		181,528	
Direct	5R01AI150600-02	93.855	Allergy and Infectious Diseases Research		318,124	
Direct	5R01AI154943-04	93.855	Allergy and Infectious Diseases Research		161,954	14,204
Direct	5R01AI156276-02	93.855	Allergy and Infectious Diseases Research		544,425	
Direct	5R01AI161017-02	93.855	Allergy and Infectious Diseases Research		412,384	30,240
Direct	5R01AR042423-25	93.846	Arthritis, Musculoskeletal and Skin Diseases Research		23,297	
Direct	5R01AR042423-27	93.846	Arthritis, Musculoskeletal and Skin Diseases Research		504,311	76,454
Direct	5R01AR049899-18 REVISED	93.846	Arthritis, Musculoskeletal and Skin Diseases Research		508,901	47,091
Direct	5R01AR055685-13	93.846	Arthritis, Musculoskeletal and Skin Diseases Research		509,502	
Direct	5R01AR063070-07	93.846	Arthritis, Musculoskeletal and Skin Diseases Research		310,486	
Direct	5R01AR064195-09	93.846	Arthritis, Musculoskeletal and Skin Diseases Research		287,335	
Direct	5R01AR070020-05	93.846	Arthritis, Musculoskeletal and Skin Diseases Research		516,181	16,806
Direct	5R01AR071349-05	93.846	Arthritis, Musculoskeletal and Skin Diseases Research		512,024	
Direct	5R01AR071439-05	93.846	Arthritis, Musculoskeletal and Skin Diseases Research		262,804	14,035
Direct	5R01AR072634-05 NCE	93.846	Arthritis, Musculoskeletal and Skin Diseases Research		221,783	3,051
Direct	5R01AR075413-04	93.846	Arthritis, Musculoskeletal and Skin Diseases Research		490,329	
Direct	5R01AR078571-02	93.846	Arthritis, Musculoskeletal and Skin Diseases Research		349,766	
Direct	5R01AT009457-04	93.213	Research and Training in Complementary and Integrative Health		181,864	14,336
Direct	5R01CA081301-23	93.393	Cancer Cause and Prevention Research		468,765	

(Continued)

UNIVERSITY OF MINNESOTA

SCHEDULE OF EXPENDITURES OF FEDERAL AWARDS
FOR THE YEAR ENDED JUNE 30, 2022

Cluster, Agency, Subagency, Direct/Pass-through, Pass-through Entity	Award #	ALN#	ALN Program Title	COVID-19	Federal Expenditures	Subrecipient Expenditures
Direct	5R01CA095039-14	93.393	Cancer Cause and Prevention Research		\$ 204,097	\$ -
Direct	5R01CA100670-14	93.393	Cancer Cause and Prevention Research		291,712	
Direct	5R01CA122320-11	93.393	Cancer Cause and Prevention Research		1,218	
Direct	5R01CA142714-10 revised	93.393	Cancer Cause and Prevention Research		488,653	11,395
Direct	5R01CA160069-11 Revised	93.396	Cancer Biology Research		333,614	
Direct	5R01CA174777-10	93.396	Cancer Biology Research		319,500	
			Family Smoking Prevention and Tobacco Control Act Regulatory Research		858	
Direct	5R01CA180880-05 REVISED	93.077	Research		858	
Direct	5R01CA181024-06	93.395	Cancer Treatment Research		36,636	
Direct	5R01CA182543-0651 and 0652 Revised	93.394	Cancer Detection and Diagnosis Research		(39)	(39)
Direct	5R01CA183749-04	93.394	Cancer Detection and Diagnosis Research		32,573	
Direct	5R01CA187027-05 REVISED	93.393	Cancer Cause and Prevention Research		56,430	
Direct	5R01CA192178-05	93.396	Cancer Biology Research		59,368	16,240
Direct	5R01CA193739-05 Revised	93.395	Cancer Treatment Research		(1,619)	
Direct	5R01CA196639-05	93.393	Cancer Cause and Prevention Research		296,083	
Direct	5R01CA200652-05	93.396	Cancer Biology Research		220,854	
Direct	5R01CA203348-07	93.395	Cancer Treatment Research		431,683	
			Family Smoking Prevention and Tobacco Control Act Regulatory Research		233,922	
Direct	5R01CA203851-05	93.077	Research		233,922	
Direct	5R01CA204856-05 REVISED	93.395	Cancer Treatment Research		562,449	112,058
Direct	5R01CA214550-06	93.394	Cancer Detection and Diagnosis Research		186,334	51,098
Direct	5R01CA215052-05	93.396	Cancer Biology Research		194,071	
Direct	5R01CA218657-04	93.393	Cancer Cause and Prevention Research		418,497	7,464
Direct	5R01CA220367-06	93.394	Cancer Detection and Diagnosis Research		511,328	171,802
Direct	5R01CA220376-05	93.394	Cancer Detection and Diagnosis Research		256,575	
Direct	5R01CA222005-04	93.393	Cancer Cause and Prevention Research		693,983	
Direct	5R01CA225435-04	93.393	Cancer Cause and Prevention Research		160,817	34,596
Direct	5R01CA225973-04 Revised	93.395	Cancer Treatment Research		381,899	
Direct	5R01CA228478-03	93.393	Cancer Cause and Prevention Research		191,013	7,150
Direct	5R01CA228760-04	93.395	Cancer Treatment Research		446,847	
Direct	5R01CA229697-03	93.396	Cancer Biology Research		608,046	52,691
Direct	5R01CA231210-03	93.393	Cancer Cause and Prevention Research		444,421	
Direct	5R01CA232317-04 REVISED	93.393	Cancer Cause and Prevention Research		419,563	13,901
Direct	5R01CA233562-02 REVISED	93.395	Cancer Treatment Research		5,515	
Direct	5R01CA236948-03	93.393	Cancer Cause and Prevention Research		499,877	62,061
Direct	5R01CA237272-02 REVISED	93.394	Cancer Detection and Diagnosis Research		2,908	
Direct	5R01CA238439-03 REVISED	93.395	Cancer Treatment Research		707,044	
Direct	5R01CA240953-03	93.394	Cancer Detection and Diagnosis Research		400,801	22,995
Direct	5R01CA241627-04	93.395	Cancer Treatment Research		363,433	
Direct	5R01CA244645-02	93.395	Cancer Treatment Research		387,895	
Direct	5R01CA245922-02 REVISED	93.395	Cancer Treatment Research		(3,024)	
Direct	5R01CA247681-03	93.395	Cancer Treatment Research		269,621	
Direct	5R01CA248019-02 REVISED	93.396	Cancer Biology Research		523,794	41,972
Direct	5R01CA248200-02	93.393	Cancer Cause and Prevention Research		373,815	43,660
Direct	5R01CA248558-02	93.393	Cancer Cause and Prevention Research		349,563	136,188
Direct	5R01CA249393-02 REVISED	93.396	Cancer Biology Research		323,528	
Direct	5R01CA251600-03	93.395	Cancer Treatment Research		416,837	23,739
Direct	5R01CA253244-03	93.393	Cancer Cause and Prevention Research		419,586	39,205
Direct	5R01CA255513-02	93.395	Cancer Treatment Research		486,668	121,733
Direct	5R01CA263777-02	93.395	Cancer Treatment Research		263,801	
Direct	5R01DA007304-30	93.279	Drug Abuse and Addiction Research Programs		631,096	
Direct	5R01DA016351-11	93.279	Drug Abuse and Addiction Research Programs		140,269	
Direct	5R01DA027232-08	93.279	Drug Abuse and Addiction Research Programs		82,772	287
Direct	5R01DA034696-10	93.279	Drug Abuse and Addiction Research Programs		308,269	
Direct	5R01DA037229-06	93.279	Drug Abuse and Addiction Research Programs		168,770	
Direct	5R01DA038106-06 Revised	93.279	Drug Abuse and Addiction Research Programs		49	
Direct	5R01DA038615-08	93.279	Drug Abuse and Addiction Research Programs		525,535	
Direct	5R01DA038984-05	93.279	Drug Abuse and Addiction Research Programs		3,050	
Direct	5R01DA039464-05 NCE	93.279	Drug Abuse and Addiction Research Programs		61,621	

(Continued)

UNIVERSITY OF MINNESOTA

SCHEDULE OF EXPENDITURES OF FEDERAL AWARDS
FOR THE YEAR ENDED JUNE 30, 2022

Cluster, Agency, Subagency, Direct/Pass-through, Pass-through Entity	Award #	ALN#	ALN Program Title	COVID-19	Federal Expenditures	Subrecipient Expenditures
Direct	5R01DA041808-05	93.279	Drug Abuse and Addiction Research Programs	\$	223,201	\$ -
Direct	5R01DA044283-04	93.279	Drug Abuse and Addiction Research Programs		568,528	364,095
Direct	5R01DA046320-03	93.077	Family Smoking Prevention and Tobacco Control Act Regulatory Research		139,455	28,680
Direct	5R01DA047287-02 REVISED	93.279	Drug Abuse and Addiction Research Programs		402,478	53,758
Direct	5R01DA048822-04	93.279	Drug Abuse and Addiction Research Programs		454,301	
Direct	5R01DA048946-04	93.279	Drug Abuse and Addiction Research Programs		456,221	
Direct	5R01DA050894-03 REVISED	93.279	Drug Abuse and Addiction Research Programs		687,136	
Direct	5R01DA051005-03	93.077	Family Smoking Prevention and Tobacco Control Act Regulatory Research		422,077	25,351
Direct	5R01DA051450-02	93.279	Drug Abuse and Addiction Research Programs		359,092	
Direct	5R01DC005216-21	93.173	Research Related to Deafness and Communication Disorders		514,025	
Direct	5R01DC013267-05	93.173	Research Related to Deafness and Communication Disorders		1,008	
Direct	5R01DC015462-05	93.173	Research Related to Deafness and Communication Disorders		212,869	
Direct	5R01DC015987-05	93.173	Research Related to Deafness and Communication Disorders		315,094	
Direct	5R01DC016315-02	93.173	Research Related to Deafness and Communication Disorders		170,088	
Direct	5R01DE025618-05	93.121	Oral Diseases and Disorders Research		154,301	
Direct	5R01DE027043-03	93.121	Oral Diseases and Disorders Research		278,506	
Direct	5R01DE027669-05	93.121	Oral Diseases and Disorders Research		543,459	
Direct	5R01DE028059-04	93.121	Oral Diseases and Disorders Research		627,641	7,325
Direct	5R01DE030095-02	93.121	Oral Diseases and Disorders Research		318,075	
Direct	5R01DK042921-31	93.847	Diabetes, Digestive, and Kidney Diseases Extramural Research		458,422	
Direct	5R01DK054733-19	93.847	Diabetes, Digestive, and Kidney Diseases Extramural Research		295,267	
Direct	5R01DK054921-19 Revised	93.847	Diabetes, Digestive, and Kidney Diseases Extramural Research		(4,249)	
Direct	5R01DK060521-20	93.847	Diabetes, Digestive, and Kidney Diseases Extramural Research		461,245	
Direct	5R01DK091538-13	93.847	Diabetes, Digestive, and Kidney Diseases Extramural Research		498,201	6,589
Direct	5R01DK099137-05 Revised	93.847	Diabetes, Digestive, and Kidney Diseases Extramural Research		42,722	
Direct	5R01DK101402-05	93.847	Diabetes, Digestive, and Kidney Diseases Extramural Research		210,747	29,539
Direct	5R01DK102601-04 NCE	93.847	Diabetes, Digestive, and Kidney Diseases Extramural Research		2,576	
Direct	5R01DK102932-06	93.847	Diabetes, Digestive, and Kidney Diseases Extramural Research		118,691	40,965
Direct	5R01DK105953-05	93.847	Diabetes, Digestive, and Kidney Diseases Extramural Research		84	
Direct	5R01DK106130-04 Revised NCE	93.847	Diabetes, Digestive, and Kidney Diseases Extramural Research		528,516	262,593
Direct	5R01DK109124-06	93.847	Diabetes, Digestive, and Kidney Diseases Extramural Research		518,811	127,313
Direct	5R01DK109914-05	93.847	Diabetes, Digestive, and Kidney Diseases Extramural Research		221,338	
Direct	5R01DK112254-07	93.847	Diabetes, Digestive, and Kidney Diseases Extramural Research		695,673	337,422
Direct	5R01DK113631-05	93.847	Diabetes, Digestive, and Kidney Diseases Extramural Research		521,218	
Direct	5R01DK114401-04	93.847	Diabetes, Digestive, and Kidney Diseases Extramural Research		232,038	
Direct	5R01DK114453-0451	93.847	Diabetes, Digestive, and Kidney Diseases Extramural Research		381,452	
Direct	5R01DK115720-05	93.847	Diabetes, Digestive, and Kidney Diseases Extramural Research		503,924	
Direct	5R01DK117286-04 NCE	93.847	Diabetes, Digestive, and Kidney Diseases Extramural Research		412,940	
Direct	5R01DK117425-04	93.847	Diabetes, Digestive, and Kidney Diseases Extramural Research		280,920	
Direct	5R01DK119456-04	93.847	Diabetes, Digestive, and Kidney Diseases Extramural Research		697,323	
Direct	5R01DK121019-03	93.847	Diabetes, Digestive, and Kidney Diseases Extramural Research		456,217	226,590
Direct	5R01DK122056-04	93.847	Diabetes, Digestive, and Kidney Diseases Extramural Research		339,279	
Direct	5R01DK123273-03	93.847	Diabetes, Digestive, and Kidney Diseases Extramural Research		467,041	10,060
Direct	5R01DK124201-03	93.847	Diabetes, Digestive, and Kidney Diseases Extramural Research		555,409	
Direct	5R01DK124484-03 Revised	93.847	Diabetes, Digestive, and Kidney Diseases Extramural Research		723,762	79,284
Direct	5R01DK125039-03	93.847	Diabetes, Digestive, and Kidney Diseases Extramural Research		259,160	
Direct	5R01DK125431-03	93.847	Diabetes, Digestive, and Kidney Diseases Extramural Research		752,537	462,601
Direct	5R01DK126728-02 revised	93.847	Diabetes, Digestive, and Kidney Diseases Extramural Research		443,981	14,761
Direct	5R01EB028274-02	93.286	Discovery and Applied Research for Technological Innovations to Improve Human Health		415,080	
Direct	5R01EB029985-02	93.286	Discovery and Applied Research for Technological Innovations to Improve Human Health		412,513	
Direct	5R01EB030000-02	93.286	Discovery and Applied Research for Technological Innovations to Improve Human Health		309,629	
Direct	5R01ES019564-09 nc	93.113	Environmental Health		161,354	29,573
Direct	5R01ES023350-09	93.113	Environmental Health		498,808	167,161
Direct	5R01ES030559-04	93.113	Environmental Health		429,479	67,932

(Continued)

UNIVERSITY OF MINNESOTA

SCHEDULE OF EXPENDITURES OF FEDERAL AWARDS
FOR THE YEAR ENDED JUNE 30, 2022

Cluster, Agency, Subagency, Direct/Pass-through, Pass-through Entity	Award #	ALN#	ALN Program Title	COVID-19	Federal Expenditures	Subrecipient Expenditures
Direct	5R01ES030765-03	93.113	Environmental Health	\$	367,475	\$ -
Direct	5R01ES033220-02	93.113	Environmental Health		234,284	
Direct	5R01EV015313-17	93.867	Vision Research		459,099	140,155
Direct	5R01EV024261-08	93.867	Vision Research		477,382	
Direct	5R01EV026012-04 Revised	93.867	Vision Research		26,706	
Direct	5R01EV026514-05	93.867	Vision Research		67,999	
Direct	5R01EV026882-05	93.867	Vision Research		121,425	
Direct	5R01EV028143-04	93.867	Vision Research		2,734	
Direct	5R01EV029700-03	93.867	Vision Research		282,970	111,708
Direct	5R01EV030472-04	93.867	Vision Research		426,238	64,130
Direct	5R01EV030889-03	93.867	Vision Research		506,196	
Direct	5R01EV030890-03	93.867	Vision Research		267,064	
Direct	5R01EV030893	93.867	Vision Research		279,366	
Direct	5R01GM044757-27	93.859	Biomedical Research and Research Training		315,878	
Direct	5R01GM046736-26	93.859	Biomedical Research and Research Training		219,717	
Direct	5R01GM055667-25	93.859	Biomedical Research and Research Training		442,666	
Direct	5R01GM057173-20	93.859	Biomedical Research and Research Training		531,215	
Direct	5R01GM064589-18	93.859	Biomedical Research and Research Training		9,895	
Direct	5R01GM067203-13	93.859	Biomedical Research and Research Training		176,077	
Direct	5R01GM074917-13	93.859	Biomedical Research and Research Training		30,436	-
Direct	5R01GM098550-08	93.859	Biomedical Research and Research Training		147,035	
Direct	5R01GM100310-08	93.859	Biomedical Research and Research Training		78,260	
Direct	5R01GM105707-10 REVISED	93.859	Biomedical Research and Research Training		254,702	
Direct	5R01GM113250-14 REVISED	93.859	Biomedical Research and Research Training		1,685	
Direct	5R01GM113952-0751	93.859	Biomedical Research and Research Training		318,681	6,974
Direct	5R01GM120079-04 NCE	93.859	Biomedical Research and Research Training		266,376	30,917
Direct	5R01GM121498-05	93.859	Biomedical Research and Research Training		312,183	
Direct	5R01GM121515-05	93.859	Biomedical Research and Research Training		257,771	
Direct	5R01GM121777	93.859	Biomedical Research and Research Training		30,103	
Direct	5R01GM122787-05	93.859	Biomedical Research and Research Training		320,905	
Direct	5R01GM122917-0451	93.859	Biomedical Research and Research Training		70,247	
Direct	5R01GM122979-04	93.859	Biomedical Research and Research Training		283,021	114,520
Direct	5R01GM123642-04	93.859	Biomedical Research and Research Training		37,037	
Direct	5R01GM127379-04	93.859	Biomedical Research and Research Training		295,041	
Direct	5R01GM127872-04	93.859	Biomedical Research and Research Training		168,665	61,580
Direct	5R01GM129374-02 REVISED	93.859	Biomedical Research and Research Training		(1,322)	
Direct	5R01GM130588-04	93.859	Biomedical Research and Research Training		325,122	
Direct	5R01GM130622-03 REVISED	93.859	Biomedical Research and Research Training		328,454	
Direct	5R01GM130800-02	93.859	Biomedical Research and Research Training		206,216	
Direct	5R01GM130858-04	93.859	Biomedical Research and Research Training		325,239	43,975
Direct	5R01GM132596-04	93.859	Biomedical Research and Research Training		518,263	
Direct	5R01GM133885-04	93.859	Biomedical Research and Research Training		203,758	
Direct	5R01GM134538-02	93.859	Biomedical Research and Research Training		188,260	
Direct	5R01GM134681-04	93.859	Biomedical Research and Research Training		448,331	200,457
Direct	5R01GM137603-03	93.859	Biomedical Research and Research Training		209,745	
Direct	5R01GM138833-02	93.859	Biomedical Research and Research Training		273,056	
Direct	5R01HD034294-24	93.865	Child Health and Human Development Extramural Research		277,779	
Direct	5R01HD043392-20	93.865	Child Health and Human Development Extramural Research		544,890	
Direct	5R01HD044763-13	93.865	Child Health and Human Development Extramural Research		499,318	241,134
Direct	5R01HD046697-15 REVISED	93.865	Child Health and Human Development Extramural Research		(1,934)	
Direct	5R01HD047283-15	93.865	Child Health and Human Development Extramural Research		18,949	
Direct	5R01HD047283-17	93.865	Child Health and Human Development Extramural Research		538,441	
Direct	5R01HD057929-15	93.865	Child Health and Human Development Extramural Research		699,793	
Direct	5R01HD067258-10	93.865	Child Health and Human Development Extramural Research		124,379	
Direct	5R01HD069471-09	93.865	Child Health and Human Development Extramural Research		618,411	
Direct	5R01HD079918-05	93.865	Child Health and Human Development Extramural Research		7,039	
Direct	5R01HD082120-05	93.865	Child Health and Human Development Extramural Research		33,856	
Direct	5R01HD084440-05	93.865	Child Health and Human Development Extramural Research		150,866	

(Continued)

UNIVERSITY OF MINNESOTA

SCHEDULE OF EXPENDITURES OF FEDERAL AWARDS
FOR THE YEAR ENDED JUNE 30, 2022

Cluster, Agency, Subagency, Direct/Pass-through, Pass-through Entity	Award #	ALN#	ALN Program Title	COVID-19	Federal Expenditures	Subrecipient Expenditures
Direct	5R01HD084459-05	93.865	Child Health and Human Development Extramural Research	\$	6,982	\$ -
Direct	5R01HD089989-05	93.865	Child Health and Human Development Extramural Research		466,042	181,589
Direct	5R01HD090014-04	93.865	Child Health and Human Development Extramural Research		190,797	40,011
Direct	5R01HD090053-02	93.865	Child Health and Human Development Extramural Research		430,010	31,455
Direct	5R01HD090059-04	93.865	Child Health and Human Development Extramural Research		352,558	113,703
Direct	5R01HD091685-04	93.865	Child Health and Human Development Extramural Research		712,568	15,975
Direct	5R01HD092391-05	93.865	Child Health and Human Development Extramural Research		560,899	323,896
Direct	5R01HD092655-04	93.865	Child Health and Human Development Extramural Research		623,938	276,682
Direct	5R01HD094081-05	93.865	Child Health and Human Development Extramural Research		439,281	26,636
Direct	5R01HD094809-04	93.865	Child Health and Human Development Extramural Research		362,755	
Direct	5R01HD095858-05	93.865	Child Health and Human Development Extramural Research		341,637	
Direct	5R01HD095904-03	93.865	Child Health and Human Development Extramural Research		601,393	
Direct	5R01HD098866-04	93.865	Child Health and Human Development Extramural Research		791,729	345,645
Direct	5R01HD099182-03	93.865	Child Health and Human Development Extramural Research		819,876	
Direct	5R01HD100418-02	93.865	Child Health and Human Development Extramural Research		491,368	198,551
Direct	5R01HD102035-02	93.865	Child Health and Human Development Extramural Research		505,456	241,973
Direct	5R01HD103634-02	93.865	Child Health and Human Development Extramural Research		382,582	54,866
Direct	5R01HD103684-02	93.865	Child Health and Human Development Extramural Research		410,025	57,543
Direct	5R01HD105305-02	93.865	Child Health and Human Development Extramural Research		220,771	34,273
Direct	5R01HG005084-09	93.172	Human Genome Research		411,752	46,361
Direct	5R01HG008605-03	93.172	Human Genome Research		34,980	1,410
Direct	5R01HL051177-27	93.838	Lung Diseases Research		441,375	116,912
Direct	5R01HL056067-26	93.839	Blood Diseases and Resources Research		490,412	109,839
Direct	5R01HL105397-08 REVISED	93.837	Cardiovascular Diseases Research		2,426	
Direct	5R01HL107572-09	93.838	Lung Diseases Research		573,873	
Direct	5R01HL114567-08 NCE	93.839	Blood Diseases and Resources Research		37,956	
Direct	5R01HL116476-08	93.837	Cardiovascular Diseases Research		474,208	81,085
Direct	5R01HL116720-07	93.837	Cardiovascular Diseases Research		415,213	99,407
Direct	5R01HL118979-08	93.839	Blood Diseases and Resources Research		297,018	60,267
Direct	5R01HL121093-09	93.837	Cardiovascular Diseases Research		331,212	
Direct	5R01HL122323-08	93.837	Cardiovascular Diseases Research		721,133	
Direct	5R01HL123699-05	93.837	Cardiovascular Diseases Research		530,462	14,649
Direct	5R01HL126637-05 Revised NCE	93.837	Cardiovascular Diseases Research		207,285	
Direct	5R01HL131049-04 Revised	93.837	Cardiovascular Diseases Research		298,339	285,226
Direct	5R01HL131579-04	93.839	Blood Diseases and Resources Research		194,584	18,706
Direct	5R01HL132874-04	93.837	Cardiovascular Diseases Research		9,692	
Direct	5R01HL132906-05	93.839	Blood Diseases and Resources Research		75,985	70,738
Direct	5R01HL133823-06 NCE (2nd)	93.839	Blood Diseases and Resources Research		361,186	75,334
Direct	5R01HL134791-04	93.837	Cardiovascular Diseases Research		12,979	
Direct	5R01HL135046-04	93.837	Cardiovascular Diseases Research		90,843	21,092
Direct	5R01HL135895-19	93.839	Blood Diseases and Resources Research		20,679	17,403
Direct	5R01HL136679-05	93.837	Cardiovascular Diseases Research		367,839	151,861
Direct	5R01HL136757-05 Revised	93.837	Cardiovascular Diseases Research		371,539	30,416
Direct	5R01HL136919-05	93.838	Lung Diseases Research		395,724	
Direct	5R01HL137204-04	93.837	Cardiovascular Diseases Research		202,012	
Direct	5R01HL138332-03	93.837	Cardiovascular Diseases Research		778,485	19,700
Direct	5R01HL138490-04	93.837	Cardiovascular Diseases Research		83,997	
Direct	5R01HL138539-04	93.837	Cardiovascular Diseases Research		297,361	153,030
Direct	5R01HL139065-08 REVISED	93.837	Cardiovascular Diseases Research		739,841	93,792
Direct	5R01HL140971-04	93.839	Blood Diseases and Resources Research		650,245	6,026
Direct	5R01HL141288-04 NCE	93.837	Cardiovascular Diseases Research		121,097	15,473
Direct	5R01HL143390-04 Revised	93.837	Cardiovascular Diseases Research		761,638	50,037
Direct	5R01HL144130-04	93.837	Cardiovascular Diseases Research		381,820	
Direct	5R01HL144582-03	93.837	Cardiovascular Diseases Research		744,076	
Direct	5R01HL146477-02	93.838	Lung Diseases Research		454,843	
Direct	5R01HL146501-04 REVISED	93.837	Cardiovascular Diseases Research		495,603	
Direct	5R01HL148599-04	93.837	Cardiovascular Diseases Research		670,496	
Direct	5R01HL149709-03	93.837	Cardiovascular Diseases Research		547,909	

(Continued)

UNIVERSITY OF MINNESOTA

SCHEDULE OF EXPENDITURES OF FEDERAL AWARDS
FOR THE YEAR ENDED JUNE 30, 2022

Cluster, Agency, Subagency, Direct/Pass-through, Pass-through Entity	Award #	ALN#	ALN Program Title	COVID-19	Federal Expenditures	Subrecipient Expenditures
Direct	5R01HL151740-03 REVISED	93.837	Cardiovascular Diseases Research	\$	590,935	\$ -
Direct	5R01HL152166-03	93.837	Cardiovascular Diseases Research		343,809	
Direct	5R01HL152215-03	93.837	Cardiovascular Diseases Research		790,998	273,170
Direct	5R01HL153146-03 REVISED	93.837	Cardiovascular Diseases Research		353,685	
Direct	5R01HL153403-02 Revised	93.837	Cardiovascular Diseases Research		220,278	
Direct	5R01HL154734-06	93.837	Cardiovascular Diseases Research		354,825	
Direct	5R01HL155114-02 Revised	93.839	Blood Diseases and Resources Research		474,646	196,239
Direct	5R01HL155150-02	93.839	Blood Diseases and Resources Research		196,125	
Direct	5R01HL155993-02	93.837	Cardiovascular Diseases Research		634,354	
Direct	5R01LM012982-02	93.879	Medical Library Assistance		366,852	69,357
Direct	5R01MD010586-05 Revised	93.307	Minority Health and Health Disparities Research		84,771	22,511
Direct	5R01MD010729-05	93.307	Minority Health and Health Disparities Research		175,157	6,144
Direct	5R01MD013801-04	93.307	Minority Health and Health Disparities Research		427,952	129,916
Direct	5R01MD015722-02 Revised	93.307	Minority Health and Health Disparities Research		486,052	116,842
Direct	5R01MH066703-20 Revised	93.242	Mental Health Research Grants		390,379	
Direct	5R01MH080318-10	93.242	Mental Health Research Grants		88,362	
Direct	5R01MH084861-10 Revised	93.242	Mental Health Research Grants		253,163	
Direct	5R01MH096773-09	93.242	Mental Health Research Grants		1,376,943	730,266
Direct	5R01MH107382-05	93.242	Mental Health Research Grants		15,941	
Direct	5R01MH107394-05	93.242	Mental Health Research Grants		179,599	
Direct	5R01MH111413-05 revised	93.242	Mental Health Research Grants		510,671	
Direct	5R01MH111447-05	93.242	Mental Health Research Grants		180,227	
Direct	5R01MH112583-05	93.242	Mental Health Research Grants		427,745	3,328
Direct	5R01MH112688-05	93.242	Mental Health Research Grants		263,655	
Direct	5R01MH113748-05	93.242	Mental Health Research Grants		391,024	31,545
Direct	5R01MH115046-04	93.242	Mental Health Research Grants		853,055	414,623
Direct	5R01MH116156-05	93.242	Mental Health Research Grants		390,226	84,097
Direct	5R01MH116961-02	93.242	Mental Health Research Grants		456,838	123,379
Direct	5R01MH118257-04	93.242	Mental Health Research Grants		357,850	
Direct	5R01MH118487-03	93.242	Mental Health Research Grants		441,465	
Direct	5R01MH119355-03	93.242	Mental Health Research Grants		493,736	
Direct	5R01MH119384-04	93.242	Mental Health Research Grants		371,715	
Direct	5R01MH120589-03	93.242	Mental Health Research Grants		1,129,131	16,278
Direct	5R01MH122473-02	93.242	Mental Health Research Grants		357,560	
Direct	5R01MH122749-03 Revised	93.242	Mental Health Research Grants		589,791	
Direct	5R01MH123634-03	93.242	Mental Health Research Grants		673,508	105,166
Direct	5R01MH123661-03	93.242	Mental Health Research Grants		528,237	
Direct	5R01MH124687-03	93.242	Mental Health Research Grants		411,900	
Direct	5R01MH127548-02	93.242	Mental Health Research Grants		381,298	75,035
Direct	5R01NR016705-05	93.361	Nursing Research		243,270	
Direct	5R01NS018338-33	93.853	Extramural Research Programs in the Neurosciences and Neurological Disorders		78,152	
Direct	5R01NS022920-34	93.853	Extramural Research Programs in the Neurosciences and Neurological Disorders		327,165	
Direct	5R01NS035192-21 revised	93.853	Extramural Research Programs in the Neurosciences and Neurological Disorders		590,781	
Direct	5R01NS037019-22	93.853	Extramural Research Programs in the Neurosciences and Neurological Disorders		591,304	
Direct	5R01NS038836-24	93.853	Extramural Research Programs in the Neurosciences and Neurological Disorders		414,692	
Direct	5R01NS045667-19 Revised	93.853	Extramural Research Programs in the Neurosciences and Neurological Disorders		346,921	
Direct	5R01NS045873-13	93.853	Extramural Research Programs in the Neurosciences and Neurological Disorders		198,159	
Direct	5R01NS080816-05	93.853	Extramural Research Programs in the Neurosciences and Neurological Disorders		142,991	118,784
Direct	5R01NS086312-09	93.853	Extramural Research Programs in the Neurosciences and Neurological Disorders		777,795	269,435
Direct	5R01NS092093-05	93.853	Extramural Research Programs in the Neurosciences and Neurological Disorders		227,173	

(Continued)

UNIVERSITY OF MINNESOTA

SCHEDULE OF EXPENDITURES OF FEDERAL AWARDS
FOR THE YEAR ENDED JUNE 30, 2022

Cluster, Agency, Subagency, Direct/Pass-through, Pass-through Entity	Award #	ALN#	ALN Program Title	COVID-19	Federal Expenditures	Subrecipient Expenditures
Direct	5R01NS094151-05	93.853	Extramural Research Programs in the Neurosciences and Neurological Disorders	\$	152,779	\$ -
Direct	5R01NS094176-05	93.853	Extramural Research Programs in the Neurosciences and Neurological Disorders		70,887	
Direct	5R01NS094206-05	93.853	Extramural Research Programs in the Neurosciences and Neurological Disorders		92,745	
Direct	5R01NS097649-05	93.853	Extramural Research Programs in the Neurosciences and Neurological Disorders		116,181	
Direct	5R01NS099178-05	93.853	Extramural Research Programs in the Neurosciences and Neurological Disorders		350,651	
Direct	5R01NS099653-03	93.853	Extramural Research Programs in the Neurosciences and Neurological Disorders		(2,817)	1,758
Direct	5R01NS104071-05	93.853	Extramural Research Programs in the Neurosciences and Neurological Disorders		276,698	
Direct	5R01NS105689-05	93.853	Extramural Research Programs in the Neurosciences and Neurological Disorders		141,857	
Direct	5R01NS107387-04	93.853	Extramural Research Programs in the Neurosciences and Neurological Disorders		200,456	
Direct	5R01NS108686-05	93.853	Extramural Research Programs in the Neurosciences and Neurological Disorders		322,633	
Direct	5R01NS109077-03	93.853	Extramural Research Programs in the Neurosciences and Neurological Disorders		457,811	
Direct	5R01NS109498-02	93.853	Extramural Research Programs in the Neurosciences and Neurological Disorders		671,272	394,564
Direct	5R01NS110519-04	93.853	Extramural Research Programs in the Neurosciences and Neurological Disorders		726,987	341,954
Direct	5R01NS110613-04	93.853	Extramural Research Programs in the Neurosciences and Neurological Disorders		523,182	
Direct	5R01NS110694-03	93.853	Extramural Research Programs in the Neurosciences and Neurological Disorders		479,003	
Direct	5R01NS111028-04	93.853	Extramural Research Programs in the Neurosciences and Neurological Disorders		441,435	
Direct	5R01NS112518-03	93.853	Extramural Research Programs in the Neurosciences and Neurological Disorders		460,911	
Direct	5R01NS115180-02	93.853	Extramural Research Programs in the Neurosciences and Neurological Disorders		387,543	
Direct	5R01NS115438-02	93.853	Extramural Research Programs in the Neurosciences and Neurological Disorders		1,003,055	653,593
Direct	5R01NS117822-02	93.853	Extramural Research Programs in the Neurosciences and Neurological Disorders		478,332	
Direct	5R01NS118330-02	93.853	Extramural Research Programs in the Neurosciences and Neurological Disorders		400,163	122,041
Direct	5R01NS118538-03	93.853	Extramural Research Programs in the Neurosciences and Neurological Disorders		676,077	215,823
Direct	5R01TW010651-05	93.989	International Research and Research Training		325,927	158,597
Direct	5R03AG070415-02	93.866	Aging Research		181,353	
Direct	5R03AG072215-02	93.866	Aging Research		66,227	14,364
Direct	5R03AI154388-02	93.855	Allergy and Infectious Diseases Research		44,408	
Direct	5R03CA241879-02	93.396	Cancer Biology Research		59,057	
Direct	5R03CA249461 NCE	93.393	Cancer Cause and Prevention Research		65,392	
Direct	5R03EB027873-02	93.286	Discovery and Applied Research for Technological Innovations to Improve Human Health		69,253	
Direct	5R03ES031188-02	93.113	Environmental Health		27,961	
Direct	5R03HD097715-02	93.865	Child Health and Human Development Extramural Research		84,975	
Direct	5R03MH117254-02	93.242	Mental Health Research Grants		6,027	
Direct	5R18DK110732-05 NCE	93.847	Diabetes, Digestive, and Kidney Diseases Extramural Research		138,857	88,942
Direct	5R21AA026632-03	93.273	Alcohol Research Programs		12,355	
Direct	5R21AA026919-02	93.273	Alcohol Research Programs		41,250	
Direct	5R21AG057038-02 Revised	93.866	Aging Research		28,242	
Direct	5R21AG059068-02 REVISED	93.866	Aging Research		36,990	
Direct	5R21AG060419-02	93.866	Aging Research		39,124	16,610

(Continued)

UNIVERSITY OF MINNESOTA

SCHEDULE OF EXPENDITURES OF FEDERAL AWARDS
FOR THE YEAR ENDED JUNE 30, 2022

Cluster, Agency, Subagency, Direct/Pass-through, Pass-through Entity	Award #	ALN#	ALN Program Title	COVID-19	Federal Expenditures	Subrecipient Expenditures
Direct	5R21AG061372-02	93.866	Aging Research	\$	35,135	\$ -
Direct	5R21AG067537-02	93.866	Aging Research		138,650	4,231
Direct	5R21AI138061-02	93.855	Allergy and Infectious Diseases Research		(2,057)	2,057
Direct	5R21AI144311-02	93.855	Allergy and Infectious Diseases Research		102,550	
Direct	5R21AI144501-02	93.855	Allergy and Infectious Diseases Research		112,225	
Direct	5R21AI146440-02	93.855	Allergy and Infectious Diseases Research		153,064	
Direct	5R21AI148328-02	93.855	Allergy and Infectious Diseases Research		203,261	
Direct	5R21AI148876-02	93.855	Allergy and Infectious Diseases Research		140,315	
Direct	5R21AI149334-02	93.855	Allergy and Infectious Diseases Research		121,004	59,864
Direct	5R21AI149395-02	93.855	Allergy and Infectious Diseases Research		123,609	
Direct	5R21AI150303-02	93.855	Allergy and Infectious Diseases Research		100,208	16,072
Direct	5R21AI151427-02	93.855	Allergy and Infectious Diseases Research		107,848	
Direct	5R21AI151595-02	93.855	Allergy and Infectious Diseases Research		59,288	
Direct	5R21AI151617-03	93.855	Allergy and Infectious Diseases Research		187,477	
Direct	5R21AI163580-02	93.855	Allergy and Infectious Diseases Research		110,345	
Direct	5R21AI163731-02	93.855	Allergy and Infectious Diseases Research		181,780	
Direct	5R21AI49659-02	93.855	Allergy and Infectious Diseases Research		163,076	
Direct	5R21AR076167-02	93.846	Arthritis, Musculoskeletal and Skin Diseases Research		162,364	
Direct	5R21AR078400-02	93.846	Arthritis, Musculoskeletal and Skin Diseases Research		142,952	
Direct	5R21CA215883-02 NCE	93.396	Cancer Biology Research		(1,266)	
Direct	5R21CA229297-02	93.393	Cancer Cause and Prevention Research		52,893	
Direct	5R21CA235094-02	93.393	Cancer Cause and Prevention Research		109,739	13,602
Direct	5R21CA235385-02 revised	93.396	Cancer Biology Research		14,142	
Direct	5R21CA237789-02 revised	93.394	Cancer Detection and Diagnosis Research		137,953	
Direct	5R21CA246602-02	93.077	Family Smoking Prevention and Tobacco Control Act Regulatory Research		178,594	
Direct	5R21CA256749-02	93.393	Cancer Cause and Prevention Research		139,422	5,611
Direct	5R21DA046188-02	93.279	Drug Abuse and Addiction Research Programs		83,916	
Direct	5R21DA049446-02	93.279	Drug Abuse and Addiction Research Programs		165,331	
Direct	5R21DA050120-02	93.279	Drug Abuse and Addiction Research Programs		121,000	
Direct	5R21DA051538-02	93.077	Family Smoking Prevention and Tobacco Control Act Regulatory Research		193,343	
Direct	5R21DA052568-02	93.279	Drug Abuse and Addiction Research Programs		116,446	
Direct	5R21DC016359-03 NCE	93.173	Research Related to Deafness and Communication Disorders		818	
Direct	5R21DC017019-02 Revised	93.173	Research Related to Deafness and Communication Disorders		11,264	
Direct	5R21DC018070-02	93.173	Research Related to Deafness and Communication Disorders		43,772	
Direct	5R21DE029276-02	93.121	Oral Diseases and Disorders Research		176,083	
Direct	5R21DE029289-02	93.121	Oral Diseases and Disorders Research		156,390	615
Direct	5R21DE029337-02	93.121	Oral Diseases and Disorders Research		184,859	49,425
Direct	5R21DE029601-02	93.121	Oral Diseases and Disorders Research		164,933	
Direct	5R21DK112144-03	93.847	Diabetes, Digestive, and Kidney Diseases Extramural Research		12,561	
Direct	5R21DK122832-02 NCE	93.847	Diabetes, Digestive, and Kidney Diseases Extramural Research		31,848	
Direct	5R21EB028369-03 REVISED	93.286	Improve Human Health		180,221	
Direct	5R21GM127965-02	93.859	Biomedical Research and Research Training		2,495	
Direct	5R21HD097575-02	93.865	Child Health and Human Development Extramural Research		103,519	36,187
Direct	5R21HD099473-02	93.865	Child Health and Human Development Extramural Research		143,303	
Direct	5R21HD099779-02	93.865	Child Health and Human Development Extramural Research		106,530	90,993
Direct	5R21HD101075-02	93.865	Child Health and Human Development Extramural Research		61,645	31,010
Direct	5R21HD102770-02	93.865	Child Health and Human Development Extramural Research		171,627	
Direct	5R21HD106043-02	93.865	Child Health and Human Development Extramural Research		130,011	
Direct	5R21HG011251-02	93.172	Human Genome Research		157,837	
Direct	5R21HL145377-02	93.839	Blood Diseases and Resources Research		12,845	9,565
Direct	5R21MH110208-02	93.242	Mental Health Research Grants		(214,281)	
Direct	5R21MH112918-02 REVISED	93.242	Mental Health Research Grants		17,961	
Direct	5R21MH119417-02	93.242	Mental Health Research Grants		142,767	
Direct	5R21MH120785-02	93.242	Mental Health Research Grants		132,771	
Direct	5R21MH122193-02	93.242	Mental Health Research Grants		106,154	
Direct	5R21NR019676-02	93.361	Nursing Research		150,953	20,474

(Continued)

UNIVERSITY OF MINNESOTA

SCHEDULE OF EXPENDITURES OF FEDERAL AWARDS
FOR THE YEAR ENDED JUNE 30, 2022

Cluster, Agency, Subagency, Direct/Pass-through, Pass-through Entity	Award #	ALN#	ALN Program Title	COVID-19	Federal Expenditures	Subrecipient Expenditures
Direct	5R21-NS099804-02	93.853	Extramural Research Programs in the Neurosciences and Neurological Disorders	\$	94,488	\$ -
Direct	5R21NS103098-02	93.853	Extramural Research Programs in the Neurosciences and Neurological Disorders		(1,548)	(1,548)
Direct	5R21NS109505-02	93.853	Extramural Research Programs in the Neurosciences and Neurological Disorders		1,492	
Direct	5R21NS112886-02	93.853	Extramural Research Programs in the Neurosciences and Neurological Disorders		138,643	
Direct	5R21NS118499-02	93.853	Extramural Research Programs in the Neurosciences and Neurological Disorders		126,815	
Direct	5R21OD028214-02	93.351	Research Infrastructure Programs		144,000	
Direct	5R21OD028758-02	93.351	Research Infrastructure Programs		72,955	
Direct	5R21TR003941-02	93.350	National Center for Advancing Translational Sciences		141,301	
Direct	5R24OD023041-04 REVISED	93.351	Research Infrastructure Programs		26,671	13,451
Direct	5R24OD028444-03	93.351	Research Infrastructure Programs		633,998	
Direct	5R25CA200508-05	93.398	Cancer Research Manpower		28,529	
Direct	5R25CA250987-02 REVISED	93.398	Cancer Research Manpower		353,989	
Direct	5R25DA038880-05	93.279	Drug Abuse and Addiction Research Programs		24,945	
Direct	5R25DA039074-07	93.279	Drug Abuse and Addiction Research Programs		89,795	
Direct	5R25ES023595-08 REVISED	93.143	NIEHS Superfund Hazardous Substances_Basic Research and Education		64,716	20,376
Direct	5R25HL088728-15	93.837	Cardiovascular Diseases Research		150,900	
Direct	5R25NS083059-10	93.853	Extramural Research Programs in the Neurosciences and Neurological Disorders		129,909	
Direct	5R25NS117356-03	93.853	Extramural Research Programs in the Neurosciences and Neurological Disorders		210,234	
Direct	5R33AT009110-05	93.213	Research and Training in Complementary and Integrative Health		350,687	11,075
Direct	5R33CA246363-03	93.394	Cancer Detection and Diagnosis Research		349,570	
Direct	5R33DA046084-05	93.279	Drug Abuse and Addiction Research Programs		418,752	
Direct	5R33HL142696-03	93.837	Cardiovascular Diseases Research		198,960	101,650
Direct	5R34AA025761-03	93.273	Alcohol Research Programs		65,613	
Direct	5R34AT011209-02	93.213	Research and Training in Complementary and Integrative Health		354,667	
Direct	5R35CA197292-07	93.395	Cancer Treatment Research		893,417	
Direct	5R35GM118029-05	93.859	Biomedical Research and Research Training		(21,311)	
Direct	5R35GM118029-07	93.859	Biomedical Research and Research Training		414,461	
Direct	5R35GM118030-05	93.859	Biomedical Research and Research Training		52,264	
Direct	5R35GM118047-05	93.859	Biomedical Research and Research Training		474,114	105,910
Direct	5R35GM118079-05	93.859	Biomedical Research and Research Training		83,063	821
Direct	5R35GM119441-05	93.859	Biomedical Research and Research Training		71,825	
Direct	5R35GM119483-05S1	93.859	Biomedical Research and Research Training		319,404	
Direct	5R35GM119553-05	93.859	Biomedical Research and Research Training		151,085	
Direct	5R35GM124676-05	93.859	Biomedical Research and Research Training		387,548	
Direct	5R35GM124896-05	93.859	Biomedical Research and Research Training		354,005	7,441
Direct	5R35GM126940-05 Revised	93.859	Biomedical Research and Research Training		515,883	
Direct	5R35GM126974-05	93.859	Biomedical Research and Research Training		221,301	
Direct	5R35GM127097-04	93.859	Biomedical Research and Research Training		441,768	
Direct	5R35GM128716-04 Revised	93.859	Biomedical Research and Research Training		626,333	
Direct	5R35GM130353-04	93.859	Biomedical Research and Research Training		376,272	
Direct	5R35GM131688-04 Revised	93.859	Biomedical Research and Research Training		307,615	
Direct	5R35GM131721-03	93.859	Biomedical Research and Research Training		360,064	
Direct	5R35GM133475-04	93.859	Biomedical Research and Research Training		473,083	
Direct	5R35GM133487-04	93.859	Biomedical Research and Research Training		433,604	
Direct	5R35GM137950-03	93.859	Biomedical Research and Research Training		589,375	
Direct	5R35GM140881-02	93.859	Biomedical Research and Research Training		340,803	
Direct	5R35GM141805-02	93.859	Biomedical Research and Research Training		283,994	
Direct	5R35HL139853-05	93.837	Cardiovascular Diseases Research		665,843	40,143
Direct	5R37AA009367-27	93.273	Alcohol Research Programs		(140,995)	
Direct	5R37AA009367-28	93.273	Alcohol Research Programs		656,047	
Direct	5R37AG026160-15	93.866	Aging Research		193,102	
Direct	5R37AI034495-29	93.855	Allergy and Infectious Diseases Research		492,260	147,185

(Continued)

UNIVERSITY OF MINNESOTA

SCHEDULE OF EXPENDITURES OF FEDERAL AWARDS
FOR THE YEAR ENDED JUNE 30, 2022

Cluster, Agency, Subagency, Direct/Pass-through, Pass-through Entity	Award #	ALN#	ALN Program Title	COVID-19	Federal Expenditures	Subrecipient Expenditures
Direct	5R37AI039560-25	93.855	Allergy and Infectious Diseases Research	\$	238,175	\$ -
Direct	5R37AI064046-17	93.855	Allergy and Infectious Diseases Research		505,510	
Direct	5R37CA240846-03 revised	93.396	Cancer Biology Research		398,663	
Direct	5R37DA005147-30S1	93.279	Drug Abuse and Addiction Research Programs		(152)	
Direct	5R37DK042921-29 REVISED	93.847	Diabetes, Digestive, and Kidney Diseases Extramural Research Extramural Research Programs in the Neurosciences and		10,298	
Direct	5R37NS077657-09	93.853	Neurological Disorders		522,499	
Direct	5R50CA211249-05	93.396	Cancer Biology Research		18,463	
Direct	5R50CA211256-05	93.394	Cancer Detection and Diagnosis Research		41,579	
Direct	5R61AT009995-02 / -02 REVISED NCE	93.213	Research and Training in Complementary and Integrative Health		170,402	
Direct	5R61AT010712-02 & -02 Revised	93.213	Research and Training in Complementary and Integrative Health		278,042	
Direct	5R61HD099743-02	93.865	Child Health and Human Development Extramural Research		51,867	131,218
Direct	5R61MH122634-02	93.242	Mental Health Research Grants		132,313	
Direct	5R90DE023058-11	93.121	Oral Diseases and Disorders Research		87,571	
Direct	5RL1HD107782-02	93.865	Child Health and Human Development Extramural Research		88,256	
Direct	5T32AG029796-14	93.866	Aging Research		399,411	
Direct	5T32AI007313-33	93.855	Allergy and Infectious Diseases Research		268,268	
Direct	5T32AI055433-18 Revised	93.855	Allergy and Infectious Diseases Research		185,945	
Direct	5T32AI083196-13	93.855	Allergy and Infectious Diseases Research		208,231	
Direct	5T32AR007612-20	93.846	Arthritis, Musculoskeletal and Skin Diseases Research		492,485	
Direct	5T32AR050938-15 NCE	93.846	Arthritis, Musculoskeletal and Skin Diseases Research		90,216	
Direct	5T32CA009138-47	93.398	Cancer Research Manpower		523,104	
Direct	5T32CA099936-18	93.398	Cancer Research Manpower		318,651	
Direct	5T32CA163184-10	93.398	Cancer Research Manpower		43,570	
Direct	5T32DA007097-40	93.279	Drug Abuse and Addiction Research Programs		561,693	
Direct	5T32DA007234-35	93.279	Drug Abuse and Addiction Research Programs		449,894	
Direct	5T32DA037183-05	93.279	Drug Abuse and Addiction Research Programs		(4,554)	
Direct	5T32DA037183-08	93.279	Drug Abuse and Addiction Research Programs		396,728	
Direct	5T32DA050560-03	93.279	Drug Abuse and Addiction Research Programs		254,559	
Direct	5T32DK007203-43 Revised	93.847	Diabetes, Digestive, and Kidney Diseases Extramural Research		180,787	
Direct	5T32DK065519-18	93.847	Diabetes, Digestive, and Kidney Diseases Extramural Research		158,920	
Direct	5T32DK108733-05 Revised	93.847	Diabetes, Digestive, and Kidney Diseases Extramural Research		96,316	
Direct	5T32EB008389-010	93.286	Improve Human Health		(5,154)	
Direct	5T32EY025187-05 Revised	93.867	Vision Research		74,785	
Direct	5T32GM008347-30	93.859	Biomedical Research and Research Training		599,551	
Direct	5T32GM140936-02 Revised	93.859	Biomedical Research and Research Training		149,021	
Direct	5T32HD095134-04	93.865	Child Health and Human Development Extramural Research		349,310	
Direct	5T32HL007062-45	93.839	Blood Diseases and Resources Research		459,430	
Direct	5T32HL007741-27	93.837	Cardiovascular Diseases Research		603,891	
Direct	5T32HL007779-29	93.837	Cardiovascular Diseases Research		427,326	
Direct	5T32HL129956-05	93.837	Cardiovascular Diseases Research		15,633	
Direct	5T32HL144472-04	93.837	Cardiovascular Diseases Research		292,935	
Direct	5T32MH015755-43	93.242	Mental Health Research Grants		266,106	
Direct	5T32MH082761-13	93.242	Mental Health Research Grants		351,610	209,272
Direct	5T32MH115886-05	93.242	Mental Health Research Grants		340,322	
Direct	5T32NS105604-04	93.853	Neurological Disorders		359,954	
Direct	5T32OD010993-18	93.351	Research Infrastructure Programs		505,180	
Direct	5T35AI118620-07 REVISED	93.855	Allergy and Infectious Diseases Research		22,788	
Direct	5T35OD011118-10	93.351	Research Infrastructure Programs		58,651	
Direct	5T90DE022732-11	93.121	Oral Diseases and Disorders Research		470,810	
Direct	5TL1TR002493-05 REVISED	93.350	National Center for Advancing Translational Sciences		545,076	
Direct	5U01AA026102-05	93.273	Alcohol Research Programs		314,388	
Direct	5U01AI120130-05 Revised	93.855	Allergy and Infectious Diseases Research		212,269	4,087
Direct	5U01AI125003-NCE	93.855	Allergy and Infectious Diseases Research		494,640	277,217
Direct	5U01AI126322-08	93.855	Allergy and Infectious Diseases Research		975,969	131,669
Direct	5U01AI132904-05 revised	93.855	Allergy and Infectious Diseases Research		475,933	27,112
Direct	5U01AI136780-03	93.855	Allergy and Infectious Diseases Research		3,560,134	2,983,804
Direct	5U01AI141981-04	93.855	Allergy and Infectious Diseases Research		705,389	52,856
Direct	5U01CA224160-03	93.353	21st Century Cures Act - Beau Biden Cancer Moonshot		546,896	126,293

(Continued)

UNIVERSITY OF MINNESOTA

SCHEDULE OF EXPENDITURES OF FEDERAL AWARDS
FOR THE YEAR ENDED JUNE 30, 2022

Cluster, Agency, Subagency, Direct/Pass-through, Pass-through Entity	Award #	ALN#	ALN Program Title	COVID-19	Federal Expenditures	Subrecipient Expenditures
Direct	5U01DA041120-05 REVISED	93.279	Drug Abuse and Addiction Research Programs	\$	(943)	\$ (198)
Direct	5U01DA041120-08S1 Revised	93.279	Drug Abuse and Addiction Research Programs		1,399,959	
Direct	5U01DA045523-02 REVISED	93.279	Drug Abuse and Addiction Research Programs		81,425	
Direct	5U01DA051658-02	93.279	Drug Abuse and Addiction Research Programs		405,365	208,672
Direct	5U01DA051993-03	93.279	Drug Abuse and Addiction Research Programs		716,562	323,692
Direct	5U01DK057182-21	93.847	Diabetes, Digestive, and Kidney Diseases Extramural Research		69,527	
Direct	5U01DK126300-03	93.847	Diabetes, Digestive, and Kidney Diseases Extramural Research		426,709	
Direct	5U01DK127367-03	93.847	Diabetes, Digestive, and Kidney Diseases Extramural Research		227,042	
Direct	5U01EB025144-05/3U01EB025144-05S1	93.286	Improve Human Health Discovery and Applied Research for Technological Innovations to		1,717,878	708,081
Direct	5U01EB025153-05	93.286	Improve Human Health Discovery and Applied Research for Technological Innovations to		1,456,680	891,233
Direct	5U01EB026978-04	93.286	Improve Human Health		922,914	317,777
Direct	5U01ES029603-04	93.113	Environmental Health		744,914	51,664
Direct	5U01HL117664-05S1	93.839	Blood Diseases and Resources Research		(92)	
Direct	5U01NS112125-03	93.853	Neurological Disorders		610,572	402,015
Direct	5U24HL151541-03	93.839	Blood Diseases and Resources Research		749,196	104,899
Direct	5U24NS100649-05 NCE	93.853	Neurological Disorders		162,575	11,955
Direct	5U24NS107269-05	93.853	Neurological Disorders		347,887	
Direct	5U2CES026533-04	93.113	Environmental Health		1,038,214	273,842
Direct	5U45ES006184-31	93.142	NIHES Hazardous Waste Worker Health and Safety Training		1,947,879	1,413,552
Direct	5U54CA210190-5	93.397	Cancer Centers Support Grants		749,766	91,930
Direct	5U54NS065768-12	93.853	Neurological Disorders		(9,987)	
Direct	5UG1HL069290-21 Revised	93.839	Blood Diseases and Resources Research		176,221	
Direct	5UG3CA244687-02	93.353	21st Century Cures Act - Beau Biden Cancer Moonshot		537,968	
Direct	5UG3DA048386-02 REVISED	93.279	Drug Abuse and Addiction Research Programs		688,581	347,972
Direct	5UG3DA048508-02	93.279	Drug Abuse and Addiction Research Programs		293,402	15,389
Direct	5UH3AT008769-04 Revised	93.213	Research and Training in Complementary and Integrative Health		1,949,384	550,151
Direct	5UH3AT009651-05	93.213	Research and Training in Complementary and Integrative Health		852,222	
Direct	5UL1TR002494-05 REVISED	93.350	National Center for Advancing Translational Sciences		5,623,934	224,554
Direct	75N91020P00857	93.C11	Contract-Department of Health and Human Services-National Institutes of Health		14,720	
Direct	75N91021P00416	93.C11	Contract-Department of Health and Human Services-National Institutes of Health		19,547	
Direct	75N92020D00006 / 75N92020F00001	93.C11	Contract-Department of Health and Human Services-National Institutes of Health		573,168	
Direct	75N92020D00006/75N92021F00001	93.C11	Contract-Department of Health and Human Services-National Institutes of Health		94,457	
Direct	75N92022D00003 / T.O. 75N92022F00001	93.C11	Contract-Department of Health and Human Services-National Institutes of Health		550,122	
Direct	75N94021F00001 (TO 14)	93.C11	Contract-Department of Health and Human Services-National Institutes of Health		79,488	
Direct	75N94021F00002	93.C11	Contract-Department of Health and Human Services-National Institutes of Health		10,425	
Direct	75N94021F00003	93.C11	Contract-Department of Health and Human Services-National Institutes of Health		32,801	
Direct	75N95019D00031/75N95019F00088 P00003	93.C11	Contract-Department of Health and Human Services-National Institutes of Health		208,444	
Direct	75N95019P00724	93.C11	Contract-Department of Health and Human Services-National Institutes of Health		20,003	
Direct	75N95D20P00170	93.C11	Institutes of Health		21,766	
Direct	7DP1DA037979-07 NCE	93.279	Drug Abuse and Addiction Research Programs		126,320	78,630
Direct	7K01DK102864-06	93.847	Diabetes, Digestive, and Kidney Diseases Extramural Research		9,485	
Direct	7R01A120712-07 NCE	93.855	Allergy and Infectious Diseases Research		247,678	

(Continued)

UNIVERSITY OF MINNESOTA

SCHEDULE OF EXPENDITURES OF FEDERAL AWARDS
FOR THE YEAR ENDED JUNE 30, 2022

Cluster, Agency, Subagency, Direct/Pass-through, Pass-through Entity	Award #	ALN#	ALN Program Title	COVID-19	Federal Expenditures	Subrecipient Expenditures
Direct	7R01AI126322-06	93.855	Allergy and Infectious Diseases Research	\$	86,917	\$ -
Direct	7R01AI128782-06 NCE	93.855	Allergy and Infectious Diseases Research		419,379	258,389
Direct	7R01AR064793-07S1	93.846	Arthritis, Musculoskeletal and Skin Diseases Research		246,145	
Direct	7R01CA233522-04	93.393	Cancer Cause and Prevention Research		146,598	
Direct	7R01HL136759-05	93.837	Cardiovascular Diseases Research		446,739	77,147
Direct	7R01NS050375-16	93.853	Extramural Research Programs in the Neurosciences and Neurological Disorders		68,305	
Direct	7R03DK122225-02	93.847	Diabetes, Digestive, and Kidney Diseases Extramural Research Extramural Research Programs in the Neurosciences and Neurological Disorders		51,706	
Direct	7R13NS083275-05 REVISED	93.853	Neurological Disorders		4,849	
Direct	7R21ES028549-02	93.113	Environmental Health		146,693	2,146
Direct	7R35GM124898-06	93.859	Biomedical Research and Research Training		394,690	
Direct	7R56DK119940-02 Revised	93.847	Diabetes, Digestive, and Kidney Diseases Extramural Research		64,501	
Direct	8F31AI150487-02 REVISED	93.859	Biomedical Research and Research Training		(267)	
Direct	9U01AT010326-08S1	93.213	Research and Training in Complementary and Integrative Health		771,104	447,808
Direct	F30CA232303-02	93.398	Cancer Research Manpower		42,112	
Direct	F32GM137547	93.859	Biomedical Research and Research Training		57,605	
Direct	F32MH118794-03	93.242	Mental Health Research Grants		26,962	
Direct	HHSN268201600014I / 75N9202F00001	93.C11	Contract-Department of Health and Human Services-National Institutes of Health		414,590	
Direct	HHSN268201600014I / HHSN26800003	93.C11	Contract-Department of Health and Human Services-National Institutes of Health		106,842	
Direct	HHSN268201600014I / HHSN26800004 AMD P03	93.C11	Contract-Department of Health and Human Services-National Institutes of Health		133,349	
Direct	HHSN268201600014I, TO#HHSN26800001 AMD#6	93.C11	Contract-Department of Health and Human Services-National Institutes of Health		66,791	
Direct	HHSN268201600014I/75N92019F00038/PCT0005	93.C11	Contract-Department of Health and Human Services-National Institutes of Health		(1,037)	
Direct	HHSN268201700003I /T.O.HHSN26800001	93.C11	Contract-Department of Health and Human Services-National Institutes of Health		359,723	
Direct	HHSN268201700003I 75N9201F00075	93.C11	Contract-Department of Health and Human Services-National Institutes of Health		35,470	35,470
Direct	HHSN268201800006I 75N92020F00001	93.C11	Contract-Department of Health and Human Services-National Institutes of Health		628,037	
Direct	HHSN268201800006I P02	93.C11	Contract-Department of Health and Human Services-National Institutes of Health		392,788	
Direct	HHSN271201700008I/75N95020F00001 P00003	93.C11	Contract-Department of Health and Human Services-National Institutes of Health		93,493	72,596
Direct	HHSN271201700008I/HHSN2710000I P00002	93.C11	Contract-Department of Health and Human Services-National Institutes of Health		(39,519)	(19,086)
Direct	HHSN271201800763P	93.C11	Contract-Department of Health and Human Services-National Institutes of Health		6,700	
Direct	HHSN275201300023I / HHSN27500011 Am0003	93.C11	Contract-Department of Health and Human Services-National Institutes of Health		92,752	
Direct	HHSN275201300023I / HHSN27500013 Am3	93.C11	Contract-Department of Health and Human Services-National Institutes of Health		1,061	
Direct	HHSN275201300023I / HHSN27500015 Am2	93.C11	Contract-Department of Health and Human Services-National Institutes of Health		88,295	
Direct	HHSN275201300023I / HHSN27500017	93.C11	Contract-Department of Health and Human Services-National Institutes of Health		393,945	
Direct	HHSN275201300023I / HHSN27500018 Am4	93.C11	Contract-Department of Health and Human Services-National Institutes of Health		30	
Direct	HHSN275201700005C/4736802 Am P00007	93.C11	Contract-Department of Health and Human Services-National Institutes of Health		447,011	244,369
Direct	HHSN275201800004I / HHSN27500002	93.C11	Contract-Department of Health and Human Services-National Institutes of Health		810,959	
Direct	HHSN275201800004I/75N94020F00001	93.C11	Contract-Department of Health and Human Services-National Institutes of Health		32,042	
Direct	HHSN275201800004I/75N94020F00002	93.C11	Contract-Department of Health and Human Services-National Institutes of Health		458,364	

(Continued)

UNIVERSITY OF MINNESOTA

SCHEDULE OF EXPENDITURES OF FEDERAL AWARDS
FOR THE YEAR ENDED JUNE 30, 2022

Cluster, Agency, Subagency, Direct/Pass-through, Pass-through Entity	Award #	ALN#	ALN Program Title	COVID-19	Federal Expenditures	Subrecipient Expenditures
Direct	HHSN275201800004/75N94020F00003	93.C11	Contract-Department of Health and Human Services-National Institutes of Health		\$ 113,688	\$ -
Direct	HHSN275201800004/75N94020F00004	93.C11	Contract-Department of Health and Human Services-National Institutes of Health		130,049	
Direct	HHSN275201800004/75N94020F00005	93.C11	Contract-Department of Health and Human Services-National Institutes of Health		57,882	
Direct	HHSN275201800004-75N94019F00127	93.C11	Contract-Department of Health and Human Services-National Institutes of Health		974,969	
Direct	HHSN275201800004-75N94019F00129	93.C11	Contract-Department of Health and Human Services-National Institutes of Health		10,379	
Direct	HHSN275201800004- HHSN27500001 Am4	93.C11	Contract-Department of Health and Human Services-National Institutes of Health		19,371	
Direct	HHSN275201800004- HHSN27500003	93.C11	Contract-Department of Health and Human Services-National Institutes of Health		6,935	
Direct	HHSNB275201800004-75N94019F00128	93.C11	Contract-Department of Health and Human Services-National Institutes of Health		124,572	
Direct	R01 EB 023339	93.286	Improve Human Health		139,810	
Direct	R01GM126002-03s1	93.859	Biomedical Research and Research Training		153,078	
Direct	R01MH112688-06	93.242	Mental Health Research Grants		57,840	
Direct	R21AG069180-01A1	93.866	Aging Research		258,705	
Direct	R21CA216652-02	93.395	Cancer Treatment Research		(202)	
Direct	R34MH124690	93.242	Mental Health Research Grants		244,350	
Direct	R35GM124718-02	93.859	Biomedical Research and Research Training		12,422	
Direct	U01HL139471-01	93.837	Cardiovascular Diseases Research		311,225	
Direct	U01NS103569-03 Revised	93.853	Extramural Research Programs in the Neurosciences and Neurological Disorders		257,329	251,169
Passthrough:						
Abbe Vision, Inc	R43HL144220 UMN SUB	93.838	Lung Diseases Research		1,104	
Ability Interactive LLC	1	93.866	Aging Research		6,508	
Advanced Medical Electronics Corporation	AME19-POCaEEG-16/5R44HD085742-03 Revised	93.865	Child Health and Human Development Extramural Research		(727)	
Advanced Medical Electronics Corporation	AME20-GazeSteered-05	93.173	Research Related to Deafness and Communication Disorders		13,047	
Advanced Medical Electronics Corporation	AME20-SmartWatch2-11	93.866	Aging Research		46,670	
AdvancedCPR Solutions LLC	No Award Number	93.837	Cardiovascular Diseases Research		4,533	
Aerosol Devices, Inc	NIH1007-UMNsub Am 2	93.310	Trans-NIH Research Support	COVID-19	84,570	
Agex Therapeutics, Inc	1R41NS105263-01A1	93.853	Extramural Research Programs in the Neurosciences and Neurological Disorders		122,375	
Albert Einstein College of Medicine	31086A (CORE A) Am1/ PO869787	93.866	Aging Research		24,474	
Albert Einstein College of Medicine	31151C (Project 2) / PO894332 Amend #5	93.866	Aging Research		270,206	
Albert Einstein College of Medicine	31151C PO869789 Project 3 Am #6	93.866	Aging Research		394,504	153,504
Albert Einstein College of Medicine	311806 Project 2 / PO814633	93.866	Aging Research		885	
Albert Einstein College of Medicine	311807 PROJECT 3 / PO814634	93.866	Aging Research		298	
Albert Einstein College of Medicine	311833/PO 818503	93.853	Extramural Research Programs in the Neurosciences and Neurological Disorders		(1)	
Albert Einstein College of Medicine	311945 / PO 868699/PO890288	93.865	Child Health and Human Development Extramural Research		21,103	
Allegheny Health Network	41088509 Am 1	93.279	Drug Abuse and Addiction Research Programs		73,470	
Allen Institute	2021-0531	93.853	Extramural Research Programs in the Neurosciences and Neurological Disorders		58,962	
Andamio Games LLC	700600200103 Amd 3	93.859	Biomedical Research and Research Training		405	
Ann & Robert H Lurie Children's Hospital	901534-UMN Amendment 4	93.838	Lung Diseases Research		150,922	
Ann & Robert H Lurie Children's Hospital	Subaward No. 901645-UMN	93.847	Diabetes, Digestive, and Kidney Diseases Extramural Research		3,465	
Applied Universal Dynamics Corporation	AUD19-3DPrinting-04	93.853	Extramural Research Programs in the Neurosciences and Neurological Disorders		44,910	
Arizona State University	ASUB00000004 Am 3	93.859	Biomedical Research and Research Training		25,220	
Arizona State University	ASUB00000539 Amd 2	93.351	Research Infrastructure Programs		288,554	
Arizona State University	ASUB00000603	93.394	Cancer Detection and Diagnosis Research		240,606	
Arizona State University	ASUB00000957 Amd 2	93.866	Aging Research		223,296	
Aster Labs, Inc	AL19-NIHLOSTDENTURESPIII-03	93.121	Oral Diseases and Disorders Research		30,360	
Baylor College of Medicine	7000001311 Amendment 1	93.853	Extramural Research Programs in the Neurosciences and Neurological Disorders		126,394	
Baylor College of Medicine	PO # 7000001022 - Amendment 2	93.393	Cancer Cause and Prevention Research		38,391	
Benaroya Research Inst at Virginia Mason	1/31/202FY181TN105 Amendment 09	93.855	Allergy and Infectious Diseases Research		(10)	

UNIVERSITY OF MINNESOTA

SCHEDULE OF EXPENDITURES OF FEDERAL AWARDS
FOR THE YEAR ENDED JUNE 30, 2022

Cluster, Agency, Subagency, Direct/Pass-through, Pass-through Entity	Award #	ALN#	ALN Program Title	COVID-19	Federal Expenditures	Subrecipient Expenditures
Benaroya Research Inst at Virginia Mason	FY21ITN282 amd 7	93.855	Allergy and Infectious Diseases Research		\$ 62,518	\$ -
Benaroya Research Inst at Virginia Mason	FY22ITN362/FY20ITN362 Am 2	93.855	Allergy and Infectious Diseases Research		303,363	
Benten Technologies, Inc	NIMHD-UM009-2020	93.307	Minority Health and Health Disparities Research		30,565	
Beth Israel Deaconess Medical Center	01029162	93.121	Oral Diseases and Disorders Research		(493)	
Beth Israel Deaconess Medical Center	01062822 Am 1	93.847	Diabetes, Digestive, and Kidney Diseases Extramural Research		57,046	
Beth Israel Deaconess Medical Center	01062872	93.837	Cardiovascular Diseases Research		2,804	
Beth Israel Deaconess Medical Center	01063528	93.837	Cardiovascular Diseases Research		10,957	
Boise State University	8424-PO138231-Amd #2	93.242	Mental Health Research Grants		120,439	
Boston Children's Hospital	GENFD0001903382/GENFD0002086522 Amd 1	93.393	Cancer Cause and Prevention Research		38,081	
Boston Children's Hospital	GENFD0002030885 Amd 2	93.879	Medical Library Assistance		29,060	
Boston Children's Hospital	GENFD0002069087 Amendment 1	93.839	Blood Diseases and Resources Research		97,061	
Boston Children's Hospital	PO#GENFD0002038243	93.855	Allergy and Infectious Diseases Research		19,865	
Boston Children's Hospital	Subaward No. GENFD0002085857	93.837	Cardiovascular Diseases Research		357,139	
Boston University	4500002985 Amend 2	93.286	Discovery and Applied Research for Technological Innovations to Improve Human Health		52,096	
Brandeis University	GR404243_UMinn	93.865	Child Health and Human Development Extramural Research		8,398	
Brigham and Women's Hospital	117349 Amd 6	93.837	Cardiovascular Diseases Research		17,114	
Brigham and Women's Hospital	122799 Am 1	93.837	Cardiovascular Diseases Research		100,758	
Brigham and Women's Hospital	123632	93.837	Cardiovascular Diseases Research		12,999	
Brigham and Women's Hospital	125298	93.866	Aging Research		47,700	
Brigham and Women's Hospital	125984	93.395	Cancer Treatment Research		8,538	
Brigham and Women's Hospital	126256 - Amd 1	93.838	Lung Diseases Research	COVID-19	3,626	
Brigham and Women's Hospital	5U01HL130163-04	93.837	Cardiovascular Diseases Research		3,015	
Brigham and Women's Hospital	No Award Number	93.C11	Contract-Department of Health and Human Services-National Institutes of Health		1,236	
Brigham and Women's Hospital	PROTOCOL EAY131 - MATCH / 2015CG094	93.C11	Contract-Department of Health and Human Services-National Institutes of Health		5,330	
Brown University	0001383	93.866	Aging Research		64,068	
Brown University	0001473	93.866	Aging Research		40,949	
Brown University	Subaward 00001961	93.393	Cancer Cause and Prevention Research		54,610	
California Institute of Technology	S408387-02	93.865	Child Health and Human Development Extramural Research		90,829	
California Pacific Medical Center	280201012-5207 / PO 28000004448 amd 4	93.395	Cancer Treatment Research		39,529	
California Pacific Medical Center	280201024-5281	93.866	Aging Research		89,284	
Cancer Research UK	CGSDF-2021-100002	93.U01	Unid CFDA-Department of Health and Human Services-NIH		41,500	
Carolinas Healthcare System	13100310228(A21-0106-S004)PO ATR101953	93.121	Oral Diseases and Disorders Research		153,021	
Carolinas Healthcare System	Subaward #3000301333- PO#ATR10003935	93.121	Oral Diseases and Disorders Research		6,268	
Case Western Reserve University	RES513069 Am3	93.837	Cardiovascular Diseases Research		28,728	
Case Western Reserve University	RES515403	93.847	Diabetes, Digestive, and Kidney Diseases Extramural Research		11,470	
Case Western Reserve University	RES516355 Amend 1	93.847	Diabetes, Digestive, and Kidney Diseases Extramural Research		147,181	
Case Western Reserve University	RES516466 Amd 1	93.847	Diabetes, Digestive, and Kidney Diseases Extramural Research		6,631	
Cedars-Sinai Medical Center	1881129	93.837	Cardiovascular Diseases Research		93,350	
Cedars-Sinai Medical Center	1950913	93.853	Extramural Research Programs in the Neurosciences and Neurological Disorders		24,906	
Cell-Safe Life Sciences LLC	1-A Amendment 6	93.847	Diabetes, Digestive, and Kidney Diseases Extramural Research		98,655	
Cerovations LLC	1R41DK126586-01A1	93.847	Diabetes, Digestive, and Kidney Diseases Extramural Research		55,658	
Children's Hospital Los Angeles	000014266-C	93.242	Mental Health Research Grants		114,056	
Children's Research Institute	Subaward No. 30005547-06 Amendment 2	93.865	Child Health and Human Development Extramural Research		86,986	
Cincinnati Children's Hospital Med Ctr	Subaward No. 315648	93.838	Lung Diseases Research		57,483	
Cleveland Clinic	1397-SUB	93.847	Diabetes, Digestive, and Kidney Diseases Extramural Research		100,171	
Cleveland Clinic	CCF22012495	93.839	Blood Diseases and Resources Research		20,873	
Columbia University	1(GG012772-01) (PO # G12837) Amd 4	93.121	Oral Diseases and Disorders Research		5,424	
Columbia University	1(GG014620-01)	93.853	Extramural Research Programs in the Neurosciences and Neurological Disorders		21,588	
Columbia University	1(GG015814-02) SAPO: G15508 Am 1	93.866	Aging Research		24,414	
Columbia University	25(GG015997-01)	93.838	Lung Diseases Research	COVID-19	294,698	
Columbia University	4(GG017929-01) SAPO: G16489	93.838	Lung Diseases Research		9,704	
Columbia University	5(GG015353-01)	93.866	Aging Research		25,464	
Columbia University	PO G16399/2(GG015814-01)	93.866	Aging Research		5,073	
Cornell University	83328-11164 / R01HD091125	93.865	Child Health and Human Development Extramural Research		37,784	
Dartmouth College	R1358 Am 2	93.855	Allergy and Infectious Diseases Research		250,508	

(Continued)

UNIVERSITY OF MINNESOTA

SCHEDULE OF EXPENDITURES OF FEDERAL AWARDS
FOR THE YEAR ENDED JUNE 30, 2022

Cluster, Agency, Subagency, Direct/Pass-through, Pass-through Entity	Award #	ALN#	ALN Program Title	COVID-19	Federal Expenditures	Subrecipient Expenditures
Dartmouth College	R1587	93.859	Biomedical Research and Research Training		\$ 16,151	\$ -
			Contract-Department of Health and Human Services-National			
DLH Holdings LLC	PHR-SSS-S-21-005993	93.C11	Institutes of Health		(16,707)	
Drexel University	900142	93.866	Aging Research		13,330	
Duke University	A031759 A2	93.866	Aging Research		(5,849)	
Duke University	A031899 (A030405)	93.847	Diabetes, Digestive, and Kidney Diseases Extramural Research		11,157	
Duke University	A033131	93.866	Aging Research		87,546	
Duke University	A03-3212-03	93.866	Aging Research		62,156	
Duke University	A034133 / 5R01CA256157-02	93.395	Cancer Treatment Research		518,276	
Duke University	A034574 - AMD 1	93.866	Aging Research		100,951	
Duke University	A034683-Amd 1	93.837	Cardiovascular Diseases Research		80,096	
			Contract-Department of Health and Human Services-National			
Duke University	Duke SPS No. 257758 Amendment 3	93.C11	Institutes of Health	COVID-19	4,415	
Duke University	Subaward No. 2037876, 6793_DOSE_#DOSE018	93.350	National Center for Advancing Translational Sciences		3,422	
Duke University	Subaward No. 3021506	93.855	Allergy and Infectious Diseases Research		1,882	
Duke University	Subaward No. 3021904	93.846	Arthritis, Musculoskeletal and Skin Diseases Research		4,300	
Duke University	WBSE: A034559, SPS:266338	93.350	National Center for Advancing Translational Sciences	COVID-19	410,438	
Earnano LLC	Earnano Amd 2	93.865	Child Health and Human Development Extramural Research		13,521	
East Carolina University	A19-0361-S002	93.837	Cardiovascular Diseases Research		221,996	
Emory University	A011148	93.855	Allergy and Infectious Diseases Research		118,321	
Emory University	A035490	93.839	Blood Diseases and Resources Research		336,109	
Emory University	A140674	93.879	Medical Library Assistance		45,685	
			Extramural Research Programs in the Neurosciences and			
Emory University	A322446 Amendment 2	93.853	Neurological Disorders		316,271	
Emory University	A434939	93.866	Aging Research		2,502	
Emory University	A484376	93.855	Allergy and Infectious Diseases Research		277,053	
Emory University	A493352	93.855	Allergy and Infectious Diseases Research		178,031	
Emory University	A537548 - Amendment 5	93.855	Allergy and Infectious Diseases Research		43,412	
Emory University	A572097 formerlySubaward # A381521 Amd 2	93.837	Cardiovascular Diseases Research		121,997	
Emory University	A575007	93.855	Allergy and Infectious Diseases Research		615,585	
Emory University	A642682	93.242	Mental Health Research Grants		9,813	
Emory University	Subaward # A674464 Amendment 3	93.847	Diabetes, Digestive, and Kidney Diseases Extramural Research		2,048	
Excitant Therapeutics LLC	2021 Domestic Res Agreement R43EY031998	93.867	Vision Research		10,000	
Excitant Therapeutics LLC	2021 Domestic Res Agreement R43EY032023	93.867	Vision Research		10,000	
Excitant Therapeutics LLC	2021 Domestic Research Agreement	93.867	Vision Research		4,774	
Florida State University	R00002839	93.865	Child Health and Human Development Extramural Research		6,155	
Fox Chase Cancer Center	15165-01	93.855	Allergy and Infectious Diseases Research		70,256	
			Contract-Department of Health and Human Services-National			
Fox Chase Cancer Center	1804101 Mod 1	93.C11	Institutes of Health		20,413	
			Contract-Department of Health and Human Services-National			
Fred Hutchinson Cancer Research Center	0000928696 amd 5	93.C11	Institutes of Health		21,745	
Fred Hutchinson Cancer Research Center	0001034877 / 0001080302	93.395	Cancer Treatment Research		5,852	
Fred Hutchinson Cancer Research Center	0001034884 / 0001080285	93.395	Cancer Treatment Research		10,283	
Fred Hutchinson Cancer Research Center	0001041477 Amd 04	93.855	Allergy and Infectious Diseases Research	COVID-19	1,078,842	
			Contract-Department of Health and Human Services-National			
Fred Hutchinson Cancer Research Center	0001057685 Amd 3	93.C11	Institutes of Health		65,305	
Fred Hutchinson Cancer Research Center	0001064624	93.837	Cardiovascular Diseases Research		26,423	
Fred Hutchinson Cancer Research Center	0001068352 / 226317-SA292 Amd 3	93.855	Allergy and Infectious Diseases Research	COVID-19	29,652	
Fred Hutchinson Cancer Research Center	0001099932	93.855	Allergy and Infectious Diseases Research	COVID-19	93,000	
Fred Hutchinson Cancer Research Center	1036684	93.393	Cancer Cause and Prevention Research		15,400	
Fred Hutchinson Cancer Research Center	221436/0001103845	93.395	Cancer Treatment Research		7,992	
Fred Hutchinson Cancer Research Center	Subaward #0001021335 Amendment 1	93.839	Blood Diseases and Resources Research		453,942	
Gaia Medical Institute, LLC	No Award Number	93.121	Oral Diseases and Disorders Research		(104)	
Georgia State University	SP00015081-02	93.855	Allergy and Infectious Diseases Research		197,048	
Georgia State University	SP00015236-01	93.855	Allergy and Infectious Diseases Research	COVID-19	325,121	
Gillette Children's Specialty Care	GL1712	93.865	Child Health and Human Development Extramural Research		10,959	
Hackensack Meridian Health, Inc	Subaward G10050-19018/ PO#0000254547	93.855	Allergy and Infectious Diseases Research		100,120	
Harvard Medical School	152427.5114587.0022 Amendment #2	93.855	Allergy and Infectious Diseases Research		460,036	
			Extramural Research Programs in the Neurosciences and			
Harvard Medical School	229713 Amendment 4	93.853	Neurological Disorders		280,504	

(Continued)

UNIVERSITY OF MINNESOTA

SCHEDULE OF EXPENDITURES OF FEDERAL AWARDS
FOR THE YEAR ENDED JUNE 30, 2022

Cluster, Agency, Subagency, Direct/Pass-through, Pass-through Entity	Award #	ALN#	ALN Program Title	COVID-19	Federal Expenditures	Subrecipient Expenditures
Harvard University	116071-5089700 amd 8	93.393	Cancer Cause and Prevention Research		\$ 2,092	\$ -
Harvard University	116093-5118078	93.393	Cancer Cause and Prevention Research		227,881	
Harvard University	130436-5119151	93.396	Cancer Biology Research		42,532	
Healthpartners Institute	85285270-X1700800 UMN Amd 3	93.866	Aging Research		25,806	
Healthpartners Institute	X1669100UMN am 2	93.837	Cardiovascular Diseases Research		1,467	
Hennepin Healthcare Research Institute	15019-3 Amendment 4	93.837	Cardiovascular Diseases Research		51,834	
Hennepin Healthcare Research Institute	15039-02-01	93.855	Allergy and Infectious Diseases Research		3,062	
Hennepin Healthcare Research Institute	15039-1	93.855	Allergy and Infectious Diseases Research		6,441	
Hennepin Healthcare Research Institute	15105-03 AMD 5	93.866	Aging Research		33,239	
Hennepin Healthcare Research Institute	15105-04	93.866	Aging Research		9,897	
Hennepin Healthcare Research Institute	15113-01	93.279	Drug Abuse and Addiction Research Programs		20,015	
Hennepin Healthcare Research Institute	15139-1-Jacobson Am 4	93.855	Allergy and Infectious Diseases Research		399,485	
Hennepin Healthcare Research Institute	15139-2-Staley Amend 3	93.855	Allergy and Infectious Diseases Research		6,174	
Hennepin Healthcare Research Institute	15139-3-Wu Amd 2	93.855	Allergy and Infectious Diseases Research		19,556	
Hennepin Healthcare Research Institute	15203-1-02CR	93.847	Diabetes, Digestive, and Kidney Diseases Extramural Research		51,951	
Hennepin Healthcare Research Institute	15212-1	93.279	Drug Abuse and Addiction Research Programs		46,709	
Hennepin Healthcare Research Institute	15248-3	93.279	Drug Abuse and Addiction Research Programs		101,516	
Hennepin Healthcare Research Institute	15308-01 Amendment 1	93.279	Drug Abuse and Addiction Research Programs		15,417	
Hennepin Healthcare Research Institute	15308-03 (15249-03-UMNVock)	93.279	Drug Abuse and Addiction Research Programs		4,043	
Hennepin Healthcare Research Institute	15318-14-03FFS	93.866	Aging Research		16,334	
Hennepin Healthcare Research Institute	15353-2	93.837	Cardiovascular Diseases Research		28,784	
Hennepin Healthcare Research Institute	15386-02	93.279	Drug Abuse and Addiction Research Programs		15,671	
Hennepin Healthcare Research Institute	15390-09 am 2 / prev #s 15312-9, 15260-9	93.279	Drug Abuse and Addiction Research Programs		18,832	
Hennepin Healthcare Research Institute	15390-10 am 2 / prev#s15312-10, 15260-10	93.279	Drug Abuse and Addiction Research Programs		18,831	
Hennepin Healthcare Research Institute	No Award Number	93.866	Aging Research		5,532	
Hepione Therapeutics, Inc	HetX_UMinn_1	93.279	Drug Abuse and Addiction Research Programs		47,622	
Houston Methodist	AGMT00000792 / 3079 / 4332AM2	93.853	Extramural Research Programs in the Neurosciences and Neurological Disorders		6,856	
Houston Methodist	AGMT00004333AM2	93.853	Extramural Research Programs in the Neurosciences and Neurological Disorders		44,038	
Houston Methodist	AGMT00004487AM2	93.853	Extramural Research Programs in the Neurosciences and Neurological Disorders		213,844	
ImmuSoft Corporation	1	93.853	Neurological Disorders		101,057	
ImmuSoft Corporation	No Award Number	93.859	Biomedical Research and Research Training		19,661	
Innovative Design Labs Inc	IDL19-ArMannPh2-09 Amendment 3	93.866	Aging Research		48,991	
Innovative Design Labs Inc	IDL20-05_G18-2_MrStemP2 Amendment 2	93.859	Biomedical Research and Research Training		29,901	
Innovative Design Labs Inc	IDL20-08_G23-1	93.866	Aging Research		12,319	
Innovative Design Labs Inc	IDL20-11-G24-2_WearableSimPh2_UMN Am 2	93.859	Biomedical Research and Research Training		200,025	
Innovative Design Labs Inc	IDL20-16-G26-2	93.173	Research Related to Deafness and Communication Disorders		1,311	
Innovative Design Labs Inc	IDL20-16-G26-2	93.173	Research Related to Deafness and Communication Disorders		5,499	
Innovative Design Labs Inc	IDL21-04_G15-2	93.866	Aging Research		25,909	
Innovative Design Labs Inc	IDL21-7_G22-2_Barriman	93.847	Diabetes, Digestive, and Kidney Diseases Extramural Research		44,503	
Inova Health Care Services	OSPRSD-727 Amend 2	93.837	Cardiovascular Diseases Research		1,850	
Jaeb Center for Health Research	IXT5 NCE	93.867	Vision Research		2,771	
Jaeb Center for Health Research	No Award Number	93.C11	Contract-Department of Health and Human Services-National Institutes of Health		12,848	
Joan & Sanford I Weill Medical College	192656	93.853	Extramural Research Programs in the Neurosciences and Neurological Disorders		28,808	
Joan & Sanford I Weill Medical College	203028-2 amd 1 PO # 4100718892	93.279	Drug Abuse and Addiction Research Programs		7,474	
Joan & Sanford I Weill Medical College	203538/193572-11 / 183723-11 old number	93.855	Allergy and Infectious Diseases Research		6,355	
Johns Hopkins University	2003081760	93.866	Aging Research		22,691	
Johns Hopkins University	2003150437 Am 6	93.847	Diabetes, Digestive, and Kidney Diseases Extramural Research		5,023	
Johns Hopkins University	2003455787 Am 6	93.866	Aging Research		507,387	
Johns Hopkins University	2003488832 amd 2	93.837	Cardiovascular Diseases Research		9,495	
Johns Hopkins University	2003574654 Amend 1	93.121	Oral Diseases and Disorders Research		18,570	
Johns Hopkins University	2004089232 Amd 3	93.866	Aging Research		106,183	
Johns Hopkins University	2004325088 Mod 4	93.855	Allergy and Infectious Diseases Research		3,804	
Johns Hopkins University	2004379592 Am 1	93.865	Child Health and Human Development Extramural Research		57,437	

(Continued)

UNIVERSITY OF MINNESOTA

SCHEDULE OF EXPENDITURES OF FEDERAL AWARDS
FOR THE YEAR ENDED JUNE 30, 2022

Cluster, Agency, Subagency, Direct/Pass-through, Pass-through Entity	Award #	ALN#	ALN Program Title	COVID-19	Federal Expenditures	Subrecipient Expenditures
Johns Hopkins University	2004502906 Amd 3	93.837	Cardiovascular Diseases Research		\$ 22,289	\$ -
Johns Hopkins University	2004526271 Amd1	93.837	Cardiovascular Diseases Research		1,224,374	
Johns Hopkins University	2004879659 Mod 2	93.846	Arthritis, Musculoskeletal and Skin Diseases Research		18,560	
Johns Hopkins University	2004896861	93.866	Aging Research		4,229	
Johns Hopkins University	2005021783	93.847	Diabetes, Digestive, and Kidney Diseases Extramural Research		58,019	
Johns Hopkins University	2005080429	93.847	Diabetes, Digestive, and Kidney Diseases Extramural Research		65,039	
Johns Hopkins University	2005124954	93.866	Aging Research		75,425	
Johns Hopkins University	2005242988	93.847	Diabetes, Digestive, and Kidney Diseases Extramural Research		39,492	
Johns Hopkins University	2005331853	93.173	Research Related to Deafness and Communication Disorders		64,621	
Johns Hopkins University	2005457365 Am 1	93.855	Allergy and Infectious Diseases Research		13,965	
Johns Hopkins University	2005520552	93.837	Cardiovascular Diseases Research		1,741	
Johns Hopkins University	2005550986	93.837	Cardiovascular Diseases Research		41,532	
Johns Hopkins University	JHU PO #2002825182 Mod 6	93.847	Diabetes, Digestive, and Kidney Diseases Extramural Research		13,152	
Joslin Diabetes Center, Inc	100257	93.847	Diabetes, Digestive, and Kidney Diseases Extramural Research		9,852	
Joslin Diabetes Center, Inc	Subaward No. 100199	93.847	Diabetes, Digestive, and Kidney Diseases Extramural Research		16,080	
Kent County Memorial Hospital	5001731-07-UMINN	93.837	Cardiovascular Diseases Research		4,619	
Koronis Biomedical Technologies Corp	KBT20-EFIIntervention-04	93.242	Mental Health Research Grants		1,416	
Koronis Biomedical Technologies Corp	Subaward #KBT19-Neonate-12 - Amend #2	93.865	Child Health and Human Development Extramural Research		361	
La Jolla Inst for Allergy & Immunology	24109-04-198-391	93.837	Cardiovascular Diseases Research		37,609	
La Jolla Inst for Allergy & Immunology	30039-03-198-381	93.C11	Contract-Department of Health and Human Services-National Institutes of Health		67,432	
Leidos Biomedical Research, Inc	13XS134T11	93.C11	Contract-Department of Health and Human Services-National Institutes of Health		13,260	
Leidos Biomedical Research, Inc	16X054Q1 mod 23	93.C11	Contract-Department of Health and Human Services-National Institutes of Health		65,689	
Leidos Biomedical Research, Inc	16X054Q2, mod 37	93.C11	Contract-Department of Health and Human Services-National Institutes of Health		374,985	
Leidos Biomedical Research, Inc	16X054Q3 mod 24	93.C11	Contract-Department of Health and Human Services-National Institutes of Health		106,538	
Leidos Biomedical Research, Inc	16X054Q5, mod 19-21	93.C11	Contract-Department of Health and Human Services-National Institutes of Health		6,078	
Leidos Biomedical Research, Inc	16X054Q6 Mod 21	93.C11	Contract-Department of Health and Human Services-National Institutes of Health		104,999	
Leidos Biomedical Research, Inc	16X054Q7 mod 15	93.C11	Contract-Department of Health and Human Services-National Institutes of Health		54,400	
Leidos Biomedical Research, Inc	16X054Q8 mod 14	93.C11	Contract-Department of Health and Human Services-National Institutes of Health		186,044	(174)
Leidos Biomedical Research, Inc	16X054Q9	93.C11	Contract-Department of Health and Human Services-National Institutes of Health		2,403	
Leidos Biomedical Research, Inc	18X107CF3 (Replaced: 13XS134Q10) mod 9	93.C11	Contract-Department of Health and Human Services-National Institutes of Health		1,799,060	1,654,245
Leidos Biomedical Research, Inc	18X107CF4 mod 9	93.C11	Contract-Department of Health and Human Services-National Institutes of Health	COVID-19	4,835,035	4,574,057
Leidos Biomedical Research, Inc	18X107CF5 mod 5	93.C11	Contract-Department of Health and Human Services-National Institutes of Health	COVID-19	7,640,649	6,514,792
Leidos Biomedical Research, Inc	18X107CF6 mod 7 & 8	93.C11	Contract-Department of Health and Human Services-National Institutes of Health	COVID-19	1,079,909	711,004
Leidos Biomedical Research, Inc	18X107CF6 mod 9	93.C11	Contract-Department of Health and Human Services-National Institutes of Health	COVID-19	33,796,480	31,270,237
Leidos Biomedical Research, Inc	18X107CQ1-Modification 7	93.C11	Contract-Department of Health and Human Services-National Institutes of Health		3,955	
Leidos Biomedical Research, Inc	18X107CQ7, mod 1	93.C11	Contract-Department of Health and Human Services-National Institutes of Health	COVID-19	143,326	
Leidos Biomedical Research, Inc	20CTA-DM0015 Mod 6 Closeout	93.C11	Contract-Department of Health and Human Services-National Institutes of Health	COVID-19	339,742	
Leidos Biomedical Research, Inc	21X091 - F1 Mod 4	93.C11	Contract-Department of Health and Human Services-National Institutes of Health		1,234,949	
Leidos Biomedical Research, Inc	21X184F1	93.C11	Contract-Department of Health and Human Services-National Institutes of Health		39,684	
Leidos Biomedical Research, Inc	21X184F2-Modification 1	93.C11	Contract-Department of Health and Human Services-National Institutes of Health		18,043	

UNIVERSITY OF MINNESOTA

SCHEDULE OF EXPENDITURES OF FEDERAL AWARDS
FOR THE YEAR ENDED JUNE 30, 2022

Cluster, Agency, Subagency, Direct/Pass-through, Pass-through Entity	Award #	ALN#	ALN Program Title	COVID-19	Federal Expenditures	Subrecipient Expenditures
Leidos Biomedical Research, Inc	21X184F3	93.C11	Contract-Department of Health and Human Services-National Institutes of Health		\$ 88,844	\$ -
Leidos Biomedical Research, Inc	Task Order F1 - Subcontract 21X107Q Mod3	93.C11	Contract-Department of Health and Human Services-National Institutes of Health		89,917	
Loyola University of Chicago	210415-Minnesota Am5	93.837	Cardiovascular Diseases Research		96,595	
Luminary Therapeutics Inc	No Award Number	93.395	Cancer Treatment Research		29,146	
Luminary Therapeutics Inc	No Award Number	93.395	Cancer Treatment Research		52,734	
Luminary Therapeutics Inc	No Award Number	93.395	Cancer Treatment Research		9,515	
Luna Innovations Incorporated	Subgrant No. 3485.02UMN	93.C11	Contract-Department of Health and Human Services-National Institutes of Health		91,634	
Magee-Womens Research Institute	6595	93.866	Aging Research		43,629	
Marpam Pharma LLC	2 R42 AI155031-02 UMN Sub	93.855	Allergy and Infectious Diseases Research		11,858	
Marpam Pharma LLC	R41AI155031-SA / R41AI155031 prime	93.855	Allergy and Infectious Diseases Research		(125)	
Massachusetts Eye and Ear Infirmary	530750 Amd 2	93.173	Research Related to Deafness and Communication Disorders		63,792	
Massachusetts General Hospital	232888 Am2	93.395	Cancer Treatment Research		10,756	
Massachusetts General Hospital	235400 Amd 1	93.853	Extramural Research Programs in the Neurosciences and Neurological Disorders		21,875	
Massachusetts General Hospital	237365	93.393	Cancer Cause and Prevention Research		83,593	
Massachusetts General Hospital	Subaward No. 231512 Amendment 2	93.242	Mental Health Research Grants		(1)	
Massachusetts Institute of Technology	S4442 - PO 527577	93.397	Cancer Centers Support Grants		22,285	
Massachusetts Institute of Technology	S4527 / PO 150195 Amd 04	93.242	Mental Health Research Grants		160,608	
Massachusetts Institute of Technology	S4546 / PO# 140744 Am 4	93.279	Drug Abuse and Addiction Research Programs		79,297	
Mayo Clinic - Arizona	REG-262464	93.855	Allergy and Infectious Diseases Research		69,819	
Mayo Clinic - Arizona	UMN-262464/PO #68567539	93.855	Allergy and Infectious Diseases Research		65,208	
Mayo Clinic - Arizona	UMN-293252; PO#68498964	93.396	Cancer Biology Research		3,242	
Mayo Clinic - Jacksonville	MIN-232483-02 - CREST-H -- Amendment 6	93.853	Extramural Research Programs in the Neurosciences and Neurological Disorders		999	
Mayo Clinic - Jacksonville	REG-251795-01 / PO #67839658	93.859	Biomedical Research and Research Training		86,263	
Mayo Clinic - Jacksonville	UMN-232390-04 / PO 67798401 AMD05	93.853	Extramural Research Programs in the Neurosciences and Neurological Disorders		92,526	
Mayo Clinic - Scottsdale	REG-233918-04/PO 68320871 - AMD 5	93.353	21st Century Cures Act - Beau Biden Cancer Moonshot		188,593	
Mayo Clinic - Scottsdale	UMN-271434-02 / PO 68115749	93.838	Lung Diseases Research		53,580	
Mayo Clinic - Rochester	REG-213137-05/ PO#67296266 Amendment #7	93.866	Aging Research		9,481	
Mayo Clinic - Rochester	REG-214591-05/PO 64715172/66883976	93.351	Research Infrastructure Programs		(426)	
Mayo Clinic - Rochester	REG-233617 / PO 67304963 AMD 8	93.866	Aging Research		48,626	
Mayo Clinic - Rochester	REG-242396-02 / PO 68127495 am 3	93.866	Aging Research		85,685	
Mayo Clinic - Rochester	REG-244457-03 / PO #68126819	93.867	Vision Research		35,491	
Mayo Clinic - Rochester	REG-253968 / PO #67277679 /PO 68671412	93.847	Diabetes, Digestive, and Kidney Diseases Extramural Research		62,470	
Mayo Clinic - Rochester	REG-254500-01/PO 67305907 (PO 66694844)	93.350	National Center for Advancing Translational Sciences		137,686	
Mayo Clinic - Rochester	REG-256112-04	93.866	Aging Research		287,460	
Mayo Clinic - Rochester	REG-260249 PO 68206233	93.853	Extramural Research Programs in the Neurosciences and Neurological Disorders		18,645	
Mayo Clinic - Rochester	REG-270649 / PO 68066246 Amd 4	93.847	Diabetes, Digestive, and Kidney Diseases Extramural Research		208,586	
Mayo Clinic - Rochester	REG-274154-02/ 68226447./old PO 67614740	93.866	Aging Research		14,892	
Mayo Clinic - Rochester	REG-289763/P.O. #68352730	93.395	Cancer Treatment Research		99,371	
Mayo Clinic - Rochester	Subaward No. REG-287578/PO #68237373	93.397	Cancer Centers Support Grants		137,531	
Mayo Clinic - Rochester	UMN-242021-02;PO#68049497	93.395	Extramural Research Programs in the Neurosciences and Neurological Disorders		108,320	
Mayo Clinic - Rochester	Subaward UMN-260175/PO# 68326516 Amend 4	93.853	Neurological Disorders		18,412	
Mayo Clinic - Rochester	TUM-182363/P.O. #67607288	93.397	Cancer Centers Support Grants		25,431	
Mayo Clinic - Rochester	UMN-182363/PO #67016723/67607286	93.397	Cancer Centers Support Grants		23,052	
Mayo Clinic - Rochester	UMN-213364/PO #67055339 Amendment 5	93.837	Cardiovascular Diseases Research		102,290	
Mayo Clinic - Rochester	UMN-231278-05/PO#68242352	93.350	National Center for Advancing Translational Sciences		232,018	
Mayo Clinic - Rochester	UMN-231778-07 / PO 68110670 Amendment 9	93.242	Mental Health Research Grants		155,431	
Mayo Clinic - Rochester	UMN-242021-02;PO#68049497	93.395	Cancer Treatment Research		108,320	
Mayo Clinic - Rochester	UMN-273898 / PO 68049384	93.853	Extramural Research Programs in the Neurosciences and Neurological Disorders		96,969	
Mayo Clinic - Rochester	UMN-274013 / PO #67588088	93.350	National Center for Advancing Translational Sciences		983	
Mayo Clinic - Rochester	UMN-287578/PO #68404103	93.397	Cancer Centers Support Grants		32,484	
Mayo Clinic - Rochester	UOM-182363 PO 67607287	93.397	Cancer Centers Support Grants		9,371	

(Continued)

UNIVERSITY OF MINNESOTA

SCHEDULE OF EXPENDITURES OF FEDERAL AWARDS
FOR THE YEAR ENDED JUNE 30, 2022

Cluster, Agency, Subagency, Direct/Pass-through, Pass-through Entity	Award #	ALN#	ALN Program Title	COVID-19	Federal Expenditures	Subrecipient Expenditures
Mayo Clinic - Rochester	UOM-233617 / PO #68024062 Amd 2	93.866	Aging Research		\$ 14,927	\$ -
McGill University	PT86060	93.855	Allergy and Infectious Diseases Research		210,583	
Medical College of Wisconsin	1R01CA262570-01A1	93.395	Cancer Treatment Research		95,859	
Medical College of Wisconsin	R01CA238562 - PO 6208623	93.395	Cancer Treatment Research		37,812	
Medical University of South Carolina	A00-3327-S009 Amd 2 Terminated	93.847	Diabetes, Digestive, and Kidney Diseases Extramural Research		1,344	
Medical University of South Carolina	A00-3656-S008 Amd 3	93.847	Diabetes, Digestive, and Kidney Diseases Extramural Research		27,504	
Memorial Sloan-Kettering Cancer Center	BD526729 Am. 1	93.395	Cancer Treatment Research		1,294	
Memorial Sloan-Kettering Cancer Center	BD527081/C21909733	93.397	Cancer Centers Support Grants		102,098	
Memorial Sloan-Kettering Cancer Center	BD528305	93.393	Cancer Cause and Prevention Research		24,754	
Memorial Sloan-Kettering Cancer Center	C21861865 / (prev# BD527171)	93.393	Cancer Cause and Prevention Research		114,366	
Memorial Sloan-Kettering Cancer Center	C21898337	93.855	Allergy and Infectious Diseases Research		175,875	
Memorial Sloan-Kettering Cancer Center	MSKSUB00000117 1U01AG077921-01	93.396	Cancer Biology Research		39,866	
			Extramural Research Programs in the Neurosciences and			
Metselex, Inc	Subaward 1R41NS113732-01A1 Amd 1	93.853	Neurological Disorders		73,719	
Michigan State University	RC112665J Am 1	93.242	Mental Health Research Grants		9,098	
			Extramural Research Programs in the Neurosciences and			
Minnetronix Medical, Inc	Subaward 4	93.853	Neurological Disorders		11,259	
Moai Technologies, LLC	Amendment #1	93.866	Aging Research		41,571	
Moai Technologies, LLC	Amendment 3	93.866	Aging Research		126,422	
Mount Sinai School of Medicine	0255-A911-4609/0255-A913-4609	93.847	Diabetes, Digestive, and Kidney Diseases Extramural Research		179,218	
			Contract-Department of Health and Human Services-National			
Mount Sinai School of Medicine	0258-A443-4609	93.C11	Institutes of Health		677,271	
Nanocomposix, Inc	7127-01 am 2	93.242	Mental Health Research Grants		240,494	
National Jewish Health	20072215 / SU01HL089897	93.838	Lung Diseases Research		4,722	
National Jewish Health	20108305	93.113	Environmental Health		10,984	
National Jewish Health	20125203	93.855	Allergy and Infectious Diseases Research		139,467	
National Marrow Donor Program	BMT CTN PROTOCOL #1703/1801	93.839	Blood Diseases and Resources Research		23,214	
National Marrow Donor Program	BMT CTN PROTOCOL #1704	93.839	Blood Diseases and Resources Research		21,081	
			Contract-Department of Health and Human Services-National			
National Marrow Donor Program	C#10122/506	93.C11	Institutes of Health		12,070	
National Marrow Donor Program	WhStudy Agreement #812027	93.865	Child Health and Human Development Extramural Research		3,309	
Nationwide Children's Hospital	700198-0522-00 Amendment 1	93.847	Diabetes, Digestive, and Kidney Diseases Extramural Research		46,980	
Nationwide Children's Hospital	700210-0720-02 Amend 1 PO 4604403-0-46	93.353	21st Century Cures Act - Beau Biden Cancer Moonshot		73,276	
Neuro Devices, Inc	R42TR000462	93.350	National Center for Advancing Translational Sciences		115,426	
Neurotype, Inc	Amd 1	93.273	Alcohol Research Programs		21,407	
New England Research Institutes	Prime: U24HL135691 Am 4	93.837	Cardiovascular Diseases Research		22,036	
New York Blood Center, Inc	VIM-NIH689 / 1R01AI157975-01 / PO NYB101	93.855	Allergy and Infectious Diseases Research	COVID-19	(247)	
New York University	16-A0-00-006256-01 project # 112544	93.310	Trans-NIH Research Support		324,131	
New York University	17-WU-CN-100003 / PO M220478520 Am 1	93.847	Diabetes, Digestive, and Kidney Diseases Extramural Research		82,049	
New York University	19-A1-00-1001708 Am 2/Project # 113913	93.242	Mental Health Research Grants		179,682	
New York University	Subaward No. 19-A0-00-1003237	93.310	Trans-NIH Research Support		36,510	
Northern CA Inst for Research & Education	YAF2194-02	93.866	Aging Research		64,753	
Northwest Indian College	NWIC-SA24226-UMN Amend 4	93.859	Biomedical Research and Research Training		21,954	
Northwestern University	60050890 UM	93.866	Aging Research		25,065	
Northwestern University	60054546 UMN	93.310	Trans-NIH Research Support		29,483	
Northwestern University	60054779 UMN A01	93.847	Diabetes, Digestive, and Kidney Diseases Extramural Research		317,919	
			Extramural Research Programs in the Neurosciences and			
Northwestern University	60054977 MINN A01	93.853	Neurological Disorders		27,916	
			Extramural Research Programs in the Neurosciences and			
Northwestern University	60055096 MINN A03	93.853	Neurological Disorders		175,583	
			Extramural Research Programs in the Neurosciences and			
Northwestern University	60055348 MINN	93.853	Neurological Disorders		33,078	
Northwestern University	60055357 UM A02	93.838	Lung Diseases Research		93,969	
Northwestern University	60055432 UM A03	93.396	Cancer Biology Research		143,532	
Northwestern University	60056711 MINN	93.233	National Center on Sleep Disorders Research		99,833	
Northwestern University	60057133 UMN	93.837	Cardiovascular Diseases Research		43,198	
Northwestern University	60057351 UM / PROJ0017159-21 A02	93.837	Cardiovascular Diseases Research		74,540	
Northwestern University	60059377 MINN	93.866	Aging Research		79,313	
Northwestern University	60059672 MIN	93.838	Lung Diseases Research		7,117	

(Continued)

UNIVERSITY OF MINNESOTA

SCHEDULE OF EXPENDITURES OF FEDERAL AWARDS
FOR THE YEAR ENDED JUNE 30, 2022

Cluster, Agency, Subagency, Direct/Pass-through, Pass-through Entity	Award #	ALN#	ALN Program Title	COVID-19	Federal Expenditures	Subrecipient Expenditures
Northwestern University	60060219 UMN	93.866	Aging Research		\$ 22,122	\$ -
Northwestern University	SP0064431 60057520	93.C11	Contract-Department of Health and Human Services-National Institutes of Health		62,180	
Nous Imaging, Inc	R44MH121276_Sub2 AMD#3	93.242	Mental Health Research Grants		175,606	
Nous Imaging, Inc	R44MH122066_IL_Sub2 am 1	93.242	Mental Health Research Grants		275,303	
Nous Imaging, Inc	R44MH124567_Sub2am 1	93.242	Mental Health Research Grants		116,601	
NRG Oncology Foundation, Inc	NCORP-Shaukat-GY8	93.399	Cancer Control		14,282	
NRG Oncology Foundation, Inc	NRG-GY006	93.399	Cancer Control		39,857	
Nuborn Medical, Inc	1R41HD104305-01	93.865	Child Health and Human Development Extramural Research		65,003	
Ocean State Research Institute , Inc	122208 Amend 2	93.838	Lung Diseases Research		44,481	
Oregon Health & Science University	1011723_UMINN am 2	93.242	Mental Health Research Grants		366,906	
Oregon Health & Science University	1016160_UMINN-Amendment #1	93.279	Drug Abuse and Addiction Research Programs		7,775	
Oregon Health & Science University	1016160_UMN-A6	93.279	Drug Abuse and Addiction Research Programs	COVID-19	4,163	
Oregon Health & Science University	1016803_UMINN amend 3	93.279	Drug Abuse and Addiction Research Programs		321,733	
Oregon Health & Science University	1020881_UMINN	93.847	Diabetes, Digestive, and Kidney Diseases Extramural Research		18,038	
Oregon Health & Science University	1021113_UMINN	93.847	Diabetes, Digestive, and Kidney Diseases Extramural Research		700	
Oregon State University	P0465A-A	93.866	Aging Research		87,969	
Palo Alto Research Center Incorporated	P315842	93.394	Cancer Detection and Diagnosis Research		198,117	
Pennsylvania State University	5675-UM-DHHS-2573 A5	93.242	Mental Health Research Grants		57	
Pennsylvania State University	MINNDK127384-SUP	93.847	Diabetes, Digestive, and Kidney Diseases Extramural Research		23,919	
Pennsylvania State University	MINOD032630	93.310	Trans-NIH Research Support		8,283	
Pennsylvania State University	S001496-DHHS Amd2	93.866	Aging Research		123,000	
Pennsylvania State University	S002444-DHHS	93.855	Allergy and Infectious Diseases Research		71,070	
Pennsylvania State University	S002656-DHHS	93.855	Allergy and Infectious Diseases Research		19,277	
Pennsylvania State University	Subaward MINNDK127384	93.847	Diabetes, Digestive, and Kidney Diseases Extramural Research		81,071	
Pennsylvania State University	Subaward UMNDK127384-PC	93.847	Diabetes, Digestive, and Kidney Diseases Extramural Research		1,251	
Pennsylvania State University	UMNHG011035	93.172	Human Genome Research		45,000	
Posit Science Corporation	No Award Number	93.242	Mental Health Research Grants		20,130	
Posit Science Corporation	No Award Number	93.242	Mental Health Research Grants		98,520	
Prevep, Inc	1	93.853	Extramural Research Programs in the Neurosciences and Neurological Disorders		27,162	
Public Health Institute	AR03946	93.395	Cancer Treatment Research		20,365	
Public Health Institute	AR04510 - PO:0000003178	93.395	Cancer Treatment Research		11,873	
Public Health Institute	COG - PCR - UG1CA189955	93.399	Cancer Control		2,557	
Public Health Institute	COG - WLI	93.395	Cancer Treatment Research		34,196	
Public Health Institute	NCTN Per Case Reimbursement	93.395	Cancer Treatment Research		39,672	
Public Health Institute	Subaward # AR09729 / PO #0000003512	93.395	Cancer Treatment Research		6,685	
Public Health Institute	Subaward AR06755	93.395	Cancer Treatment Research		29,301	
Public Health Institute	Subaward AR09188 / PO #0000003567	93.395	Cancer Treatment Research		4,806	
Public Health Institute	Subaward AR11013/PO 0000003780	93.395	Cancer Treatment Research		15,665	
Public Health Institute	Subaward AR13152/BIQFPP - ACNS1831	93.395	Cancer Treatment Research		56	
Public Health Institute	Subaward AR13846 amendment 1	93.395	Cancer Treatment Research		103,050	
Public Health Institute	Subaward No. AR03460 / PO # 2870	93.395	Cancer Treatment Research		7,834	
Public Health Institute	Subaward No. AR06794	93.395	Cancer Treatment Research		15,479	
Purdue University	11000509-013	93.113	Environmental Health		71,315	
Purdue University	11001094-061	93.350	National Center for Advancing Translational Sciences		12,925	
Purdue University	11001127-006	93.866	Aging Research		3,342	
Recombinetics, Inc	Subaward No. 1U24OD026641-01 Amendment 3	93.310	Trans-NIH Research Support		122,739	
Research Foundation for Mental Hygiene	146008 Amd3	93.279	Drug Abuse and Addiction Research Programs		742,307	
Research Foundation for Mental Hygiene	PO 144763	93.279	Drug Abuse and Addiction Research Programs		776,259	56,120
Rush University	5P30AG010161-30	93.866	Aging Research		1,660	
Rush University Medical Center	15120306-Sub01 Amend 4	93.847	Diabetes, Digestive, and Kidney Diseases Extramural Research		11,591	
Rutgers University	1219 Am 2 PO 1377718 (1259850)	93.859	Biomedical Research and Research Training		74,088	
Rutgers University	PID#830655 Sub#2044	93.847	Diabetes, Digestive, and Kidney Diseases Extramural Research		7,150	
Rutgers University	PID#832096 SUB#2249/PO 25148874	93.393	Cancer Cause and Prevention Research		19,687	
San Diego State University Foundation	1R01DC019335-01	93.173	Research Related to Deafness and Communication Disorders		8,047	
San Diego State University Foundation	D6693-07-SA771-A2-59795A-7802	93.279	Drug Abuse and Addiction Research Programs		8,012	
Saneron CCEL Therapeutics, Inc	No Award Number	93.853	Neurological Disorders		1,591	
Sanford-Burnham Medical Research Inst	70457-13541-UM	93.855	Allergy and Infectious Diseases Research		53,819	

(Continued)

UNIVERSITY OF MINNESOTA

SCHEDULE OF EXPENDITURES OF FEDERAL AWARDS
FOR THE YEAR ENDED JUNE 30, 2022

Cluster, Agency, Subagency, Direct/Pass-through, Pass-through Entity	Award #	ALN#	ALN Program Title	COVID-19	Federal Expenditures	Subrecipient Expenditures
Sanford-Burnham Medical Research Inst Scripps Research Institute Dba Calibr	70457-13544-UM	93.855	Allergy and Infectious Diseases Research	\$	39,272	\$ -
	5-27301	93.838	Lung Diseases Research		60,406	
Social & Scientific Systems, Inc Sonoval, Inc	PHR-SS5-S-19-005728	93.C11	Contract-Department of Health and Human Services-National Institutes of Health		70,871	
	R44HL138185-02 Amendment 4	93.838	Lung Diseases Research Extramural Research Programs in the Neurosciences and		20,273	
Stanford University	61867425-125439 Am 7 SPO #125439	93.853	Neurological Disorders		97,767	
	62339217-139335 Amd 1	93.242	Mental Health Research Grants		63,107	
Stanford University	62411531-139122	93.865	Child Health and Human Development Extramural Research		114,898	
State University of New York at Stony Brook	83346 / 2 / 1151052	93.855	Allergy and Infectious Diseases Research		285,711	
State University of New York at Stony Brook	88722/1162698/2 Amendment 1	93.242	Mental Health Research Grants		13,375	
Stategics, Inc	R44TR001596 AM2	93.350	National Center for Advancing Translational Sciences		45,799	
Swedish Health Services	223004 C	93.242	Mental Health Research Grants		31,696	
Sylvatica Biotech, Inc	No Award Number	93.847	Diabetes, Digestive, and Kidney Diseases Extramural Research		1,380	
Sylvatica Biotech, Inc	R44CA228758 Amd 01	93.396	Cancer Biology Research		8,835	
TDA Research, Inc	6103.002.RB.UMN.18.01 Mod 002	93.121	Oral Diseases and Disorders Research Discovery and Applied Research for Technological Innovations to		(90)	
Temple University	266008-UMN - PO# 613878	93.286	Improve Human Health		70,551	
Temple University	268095-UMN Am 1	93.395	Cancer Treatment Research		101,106	
Texas A&M University	M1901897 AMD#2	93.113	Environmental Health		100,594	
Texas A&M University	M2102793 / R01CA257370--Amendment #2	93.395	Cancer Treatment Research Extramural Research Programs in the Neurosciences and		5,590	
Texas Tech University	18052N5 Am. 3	93.853	Neurological Disorders		72,050	
The Children's Hospital of Philadelphia	00033922_SUB96_01	93.395	Cancer Treatment Research		3,419	
The Children's Hospital of Philadelphia	FP00021956_A1_SUB82_0,1	93.395	Cancer Treatment Research		500	
The Children's Hospital of Philadelphia	FP00023693_Sub142_01/Activity 9400710617	93.U01	Unid CFDA-Department of Health and Human Services-NIH		17,113	
The Children's Hospital of Philadelphia	FP00025505_SUB76_03/PO 20227605 Amend2	93.395	Cancer Treatment Research		3,159	
The Children's Hospital of Philadelphia	FP00025505-SUB89_03/ PO 2022747	93.395	Cancer Treatment Research		31,936	
The Children's Hospital of Philadelphia	FP00026529_SUB163_01	93.395	Cancer Treatment Research		4,689	
The Children's Hospital of Philadelphia	FP00026537_SUB07_02 Amendment 1	93.395	Cancer Treatment Research		9,399	
The Children's Hospital of Philadelphia	FP00028127_SUB46_01	93.399	Cancer Control		5,074	
The Children's Hospital of Philadelphia	FP00034094_SUB02_01 - PO# 20240892-RSUI	93.399	Cancer Control		3,269	
The Children's Hospital of Philadelphia	PEP CTN - PO9500120719-04C	93.395	Cancer Treatment Research		5,438	
The Children's Hospital of Philadelphia	PO 961991-RSUI 3200100121 Am 5	93.855	Allergy and Infectious Diseases Research		95,834	
The Children's Hospital of Philadelphia	Sub FP0025505_SUB18_01	93.395	Cancer Treatment Research		4,598	
The Children's Hospital of Philadelphia	Subaward 3200880522 /PO #20299191 Mod4	93.865	Child Health and Human Development Extramural Research		23,517	
The Children's Hospital of Philadelphia	Subaward No. FP00034095_SUB52_01	93.399	Cancer Control		600	
The Emmes Corporation	1UC4DK114839-01	93.847	Diabetes, Digestive, and Kidney Diseases Extramural Research		8,256	
The Emmes Corporation	Application ID 1UC4DK114839-01 Mod 2	93.847	Diabetes, Digestive, and Kidney Diseases Extramural Research		27,291	
The George Washington University	20-B03 / U01DK094176 Am 2	93.847	Diabetes, Digestive, and Kidney Diseases Extramural Research		796,926	
The George Washington University	20-M16	93.855	Allergy and Infectious Diseases Research		8,349	
The George Washington University	Clinical Center #28/R01DK104845 NCE	93.847	Diabetes, Digestive, and Kidney Diseases Extramural Research		76	
The George Washington University	S-DDP2021-JC27	93.847	Diabetes, Digestive, and Kidney Diseases Extramural Research		(75,017)	
The George Washington University	S-DDP2122-JC27	93.847	Diabetes, Digestive, and Kidney Diseases Extramural Research		363,913	
The George Washington University	S-EDS1516-AT49 Amend #6 / R01DK104845	93.847	Diabetes, Digestive, and Kidney Diseases Extramural Research		2,163	
The George Washington University	S-GRD2122-SC28	93.847	Diabetes, Digestive, and Kidney Diseases Extramural Research		140,271	
The George Washington University	S-GRD2122-SC42	93.847	Diabetes, Digestive, and Kidney Diseases Extramural Research		795,319	
The Hope Foundation	PROTocol S1803	93.395	Cancer Treatment Research		7,413	
The Miriam Hospital	7147265	93.847	Diabetes, Digestive, and Kidney Diseases Extramural Research		5,814	
The Ohio State University	60071085/60077292 Amend 1	93.837	Cardiovascular Diseases Research		(4,447)	
The Ohio State University	60072429 Amd 3 GR116536/SPC-1000004095	93.837	Cardiovascular Diseases Research		26,261	
The Ohio State University	SPC-1000003707/GR101131 Amendment 4	93.393	Cancer Cause and Prevention Research		111,397	
The Ohio State University	SPC-1000004348/GR120535 / PO#RF01616493	93.865	Child Health and Human Development Extramural Research		50,159	
The Ohio State University	Sub No. 60073082 GR117116 SPC-1000003978	93.393	Cancer Cause and Prevention Research		34,904	
The Research Foundation of SUNY	100-1142202-79260 Amendment 5	93.279	Drug Abuse and Addiction Research Programs Discovery and Applied Research for Technological Innovations to		19,620	
The State University of New York Buffalo	Subaward R1282442 Amendment 1	93.286	Improve Human Health		89,171	
The University of North Carolina at Chapel Hill	5107612 / SR01AG044034-09	93.866	Aging Research		17,339	
The University of North Carolina at Chapel Hill	5108310 / SR37AR049003-20 am. 5	93.846	Arthritis, Musculoskeletal and Skin Diseases Research		19,682	
The University of North Carolina at Chapel Hill	5109091 Am 3	93.865	Child Health and Human Development Extramural Research		24,547	
The University of North Carolina at Chapel Hill	5116342 Am 2	93.837	Cardiovascular Diseases Research		17,634	

(Continued)

UNIVERSITY OF MINNESOTA

SCHEDULE OF EXPENDITURES OF FEDERAL AWARDS
FOR THE YEAR ENDED JUNE 30, 2022

Cluster, Agency, Subagency, Direct/Pass-through, Pass-through Entity	Award #	ALN#	ALN Program Title	COVID-19	Federal Expenditures	Subrecipient Expenditures
The University of North Carolina at Chapel Hill	5116708 (5113276)	93.837	Cardiovascular Diseases Research		\$ 18,252	\$ -
The University of North Carolina at Chapel Hill	5119569 (prev. 5112638/511149)	93.C11	Contract-Department of Health and Human Services-National Institutes of Health		13,692	
The University of North Carolina at Chapel Hill	5119571 (prev. 5109542, 5112637,5115794)	93.C11	Contract-Department of Health and Human Services-National Institutes of Health		11,964	
The University of North Carolina at Chapel Hill	5119603 Am1	93.855	Allergy and Infectious Diseases Research	COVID-19	440,369	
The University of North Carolina at Chapel Hill	5119741(previously 5115793)	93.C11	Contract-Department of Health and Human Services-National Institutes of Health		17,254	
The University of North Carolina at Chapel Hill	5120267	93.C11	Contract-Department of Health and Human Services-National Institutes of Health		294,321	
The University of North Carolina at Chapel Hill	5121910 / 5117434 / 5116698	93.865	Child Health and Human Development Extramural Research		27,498	
The University of North Carolina at Chapel Hill	5123231	93.C11	Contract-Department of Health and Human Services-National Institutes of Health		640	
The University of North Carolina at Chapel Hill	5123248	93.C11	Contract-Department of Health and Human Services-National Institutes of Health		222,272	
The University of North Carolina at Chapel Hill	Subaward No. 5115834 Amendment 1	93.393	Cancer Cause and Prevention Research		5,075	
The University of Alabama at Birmingham	000504515-SP001-SC001 NCE	93.307	Minority Health and Health Disparities Research		3,922	
The University of Alabama at Birmingham	000518568-T002-001 Amd 2	93.C11	Contract-Department of Health and Human Services-National Institutes of Health		106,767	
The University of Alabama at Birmingham	000521125-SC003 A02	93.393	Cancer Cause and Prevention Research		55,833	
The University of Alabama at Birmingham	000521543-SC003 Amd 04	93.397	Cancer Centers Support Grants		26,246	
The University of Alabama at Birmingham	000526031-SC004 Amendment 1	93.839	Blood Diseases and Resources Research		26,310	
The University of Alabama at Birmingham	000528250-SC002 A01	93.837	Cardiovascular Diseases Research		19,833	
The University of Alabama at Birmingham	000528250-SC006	93.837	Cardiovascular Diseases Research		190,227	
The University of Alabama at Birmingham	Subaward #000522211-SC009 Amendment 03	93.855	Allergy and Infectious Diseases Research		(3,219)	
The University of Alabama at Birmingham	Subaward 000526841-SC003 Amendment 1	93.353	21st Century Cures Act - Beau Biden Cancer Moonshot		50,974	
The University of Alabama at Birmingham	Subaward No. 000522211-SC034	93.855	Allergy and Infectious Diseases Research		32,282	
The University of Alabama at Birmingham	Subaward No. 000527577-SC012 Amendment 1	93.393	Cancer Cause and Prevention Research		17,927	
The University of Arizona	560351	93.393	Cancer Cause and Prevention Research		173,116	
The University of Arizona	HHSN2612012000311/HHSN26100008/N0332191	93.C11	Contract-Department of Health and Human Services-National Institutes of Health		107,119	
The University of Georgia	SUB00002780	93.846	Arthritis, Musculoskeletal and Skin Diseases Research		17,590	
The University of Iowa	S00747-03 Am 2	93.350	National Center for Advancing Translational Sciences		19,229	
The University of Iowa	S02794-01	93.866	Agging Research		81,620	
The University of Iowa	Subaward #S00538-02 Amendment 06	93.847	Diabetes, Digestive, and Kidney Diseases Extramural Research		2,829	
The University of Kansas	FY2016-063 AMD#7	93.C11	Contract-Department of Health and Human Services-National Institutes of Health		3,997	
The University of New Mexico	3RGH6 Amendment 4	93.394	Cancer Detection and Diagnosis Research		53,034	
The University of Toledo	F-2019-15	93.859	Biomedical Research and Research Training		10,988	
The University of Utah	10050224-02	93.310	Trans-NIH Research Support		27,488	
The University of Utah	Subaward 10058860-11-UMNP Mod 3	93.865	Child Health and Human Development Extramural Research		2,077	
The University of Vermont	29168SUB53362 Am 3	93.837	Cardiovascular Diseases Research		102,087	
The University of Vermont	AWD00000123SUB00000051, Amendment 2	93.837	Cardiovascular Diseases Research		62,810	
The University of Vermont	AWD00000520SUB00000282 PO # 201552	93.C11	Contract-Department of Health and Human Services-National Institutes of Health		7,281	
Tufts Medical Center	S020268 SERV Am 1	93.847	Diabetes, Digestive, and Kidney Diseases Extramural Research		6,139	
Tufts University	103589-00001 / NIH173 PO: EP0202087	93.866	Agging Research		8,875	
Tufts University	NIH003 AMD#4	93.853	Extramural Research Programs in the Neurosciences and Neurological Disorders		6,068	
University of Texas Health Science Ctr at Houston	0005718N / 0005718Q / 0008802C	93.837	Cardiovascular Diseases Research		18,935	
University of Texas Health Science Ctr at Houston	0012348B AMD#3	93.837	Cardiovascular Diseases Research		1,806	
University of Texas Health Science Ctr at Houston	SA0000049 Amd 5	93.847	Diabetes, Digestive, and Kidney Diseases Extramural Research		31,272	
University of Texas Health Science Ctr at Houston	SA0000218	93.865	Child Health and Human Development Extramural Research		147,663	
University of Tennessee Health Science Center	21-4943-UMN	93.847	Diabetes, Digestive, and Kidney Diseases Extramural Research		110,271	
University of Oklahoma Health Sciences Center	RS20200688-01	93.393	Cancer Cause and Prevention Research		38,507	
University of Texas MD Anderson Cancer Center	3001389553	93.C11	Contract-Department of Health and Human Services-National Institutes of Health		4,443	
University of Texas MD Anderson Cancer Center	3001541840	93.077	Family Smoking Prevention and Tobacco Control Act Regulatory Research		26,856	
University of Abuja Teaching Hospital	1UG3HL152381-01_TGI_001	93.840	Translation and Implementation Science Research for Heart, Lung, Blood Diseases, and Sleep Disorders		33,626	

(Continued)

UNIVERSITY OF MINNESOTA

SCHEDULE OF EXPENDITURES OF FEDERAL AWARDS
FOR THE YEAR ENDED JUNE 30, 2022

Cluster, Agency, Subagency, Direct/Pass-through, Pass-through Entity	Award #	ALN#	ALN Program Title	COVID-19	Federal Expenditures	Subrecipient Expenditures
University of Alaska Fairbanks	UAF 16-0053 P0499044 Mod 7	93.273	Alcohol Research Programs		\$ 105,174	\$ -
University of Alaska Fairbanks	UAF 18-0031/PO 0519175 mod 6	93.242	Mental Health Research Grants		54,876	
University of California, San Diego	105651703 Amendment #4	93.847	Diabetes, Digestive, and Kidney Diseases Extramural Research		120,129	
University of California, San Diego	122016827 PO S9002400	93.837	Cardiovascular Diseases Research		126,425	
University of California, San Diego	76275816 (S9001409) Amd# 003	93.113	Environmental Health		(4,653)	
University of California, San Diego	KR 703849 Am 2	93.279	Drug Abuse and Addiction Research Programs		165,063	
University of California, San Diego	KR 703880 AM 1	93.242	Mental Health Research Grants		74,847	
University of California, San Diego	KR 704113 Amd 1	93.847	Diabetes, Digestive, and Kidney Diseases Extramural Research		13,328	
University of California, San Diego	KR 704273	93.866	Aging Research		1,046,660	
			Extramural Research Programs in the Neurosciences and			
University of California, San Diego	KR 704716 Amendment 1	93.853	Neurological Disorders		68,445	
University of California, San Diego	KR 704879 Mod 1	93.847	Diabetes, Digestive, and Kidney Diseases Extramural Research		6,509	
University of California, San Diego	KR 705071	93.279	Drug Abuse and Addiction Research Programs		4,964	
University of California, San Diego	KR 705119	93.838	Lung Diseases Research	COVID-19	2,302	
University of California, Berkeley	00010111 / 5R01AI135118-04	93.855	Allergy and Infectious Diseases Research		61,424	
University of California, Berkeley	00010441	93.310	Trans-NIH Research Support		111,909	
University of California, Davis	A19-1542-S001-A04 Amd 4	93.837	Cardiovascular Diseases Research		339,549	
University of California, Davis	A20-0448-S004 Amd 1	93.866	Aging Research		158,013	
University of California, Davis	A20-2031-S004	93.866	Aging Research		33,753	
University of California, Davis	A20-4339-S001	93.859	Biomedical Research and Research Training		33,358	
University of California, Irvine	2018-3681	93.847	Diabetes, Digestive, and Kidney Diseases Extramural Research		307,037	
University of California, Irvine	2019-1233	93.837	Cardiovascular Diseases Research		9,607	
University of California, Los Angeles	1580 G ZC564	93.866	Aging Research		53,822	
University of California, Los Angeles	1644 G VA264 Am 5	93.865	Child Health and Human Development Extramural Research		127	
University of California, Los Angeles	2000 G XQ011	93.242	Mental Health Research Grants		3,478	
University of California, San Francisco	10725SC	93.394	Cancer Detection and Diagnosis Research		28,415	
University of California, San Francisco	11298sc Amd 03	93.855	Allergy and Infectious Diseases Research		192,744	
University of California, San Francisco	11643SC Amend 04	93.855	Allergy and Infectious Diseases Research		153,122	
University of California, San Francisco	12374sc	93.837	Cardiovascular Diseases Research		12,096	
University of California, San Francisco	12891sc (11302sc)	93.847	Diabetes, Digestive, and Kidney Diseases Extramural Research		21,415	
University of California, San Francisco	8561sc Am8	93.847	Diabetes, Digestive, and Kidney Diseases Extramural Research		1,488	
			Extramural Research Programs in the Neurosciences and			
University of California, San Francisco	9441sc Amendment 4	93.853	Neurological Disorders		(896)	
University of California, San Francisco	Subaward 11866sc Amendment 3	93.855	Allergy and Infectious Diseases Research		7,813	
University of California, San Francisco	Subaward 12141sc Amendment 1	93.847	Diabetes, Digestive, and Kidney Diseases Extramural Research		671	
University of California, Santa Barbara	KK1746	93.838	Lung Diseases Research		(174)	
University of Chicago	FP063361 Amendment 4	93.859	Biomedical Research and Research Training		28,032	
			Extramural Research Programs in the Neurosciences and			
University of Cincinnati	012340-136086 Amd 1	93.853	Neurological Disorders		4,314	
			Extramural Research Programs in the Neurosciences and			
University of Cincinnati	012765-136086	93.853	Neurological Disorders		31,151	
			Extramural Research Programs in the Neurosciences and			
University of Cincinnati	014059-136086	93.853	Neurological Disorders		36,790	
			Extramural Research Programs in the Neurosciences and			
University of Cincinnati	Stu010785-136086 Amendment 2	93.853	Neurological Disorders		37,095	
University of Colorado	FY18.209.004 FY21.209.003_AMD4	93.279	Drug Abuse and Addiction Research Programs		562,034	
University of Colorado	FY22.1126.037 (2-5-B1274) - Am. 2	93.838	Lung Diseases Research	COVID-19	170,971	
University of Colorado at Denver	FY20.001.020_AMD4	93.847	Diabetes, Digestive, and Kidney Diseases Extramural Research		16,836	
University of Colorado at Denver	FY20.001.020_AMD5	93.847	Diabetes, Digestive, and Kidney Diseases Extramural Research		2,430	
University of Colorado at Denver	FY22.001.001_AMD3	93.307	Minority Health and Health Disparities Research		31,615	
University of Colorado at Denver	Subaward FY19.741.001/Project 2-5-A7510	93.847	Diabetes, Digestive, and Kidney Diseases Extramural Research		8,724	
University of Connecticut	420728 Amd 1	93.837	Cardiovascular Diseases Research		254,296	
University of Connecticut	428897 Amendment 2	93.847	Diabetes, Digestive, and Kidney Diseases Extramural Research		242,145	
University of Florida	SUB00001661 / R01AI141810	93.855	Allergy and Infectious Diseases Research		67,800	
			Extramural Research Programs in the Neurosciences and			
University of Florida	SUB00002009 Amendment #2	93.853	Neurological Disorders		129,282	
			Extramural Research Programs in the Neurosciences and			
University of Florida	SUB00003118 old SUB00002653	93.853	Neurological Disorders		535	

(Continued)

UNIVERSITY OF MINNESOTA

SCHEDULE OF EXPENDITURES OF FEDERAL AWARDS
FOR THE YEAR ENDED JUNE 30, 2022

Cluster, Agency, Subagency, Direct/Pass-through, Pass-through Entity	Award #	ALN#	ALN Program Title	COVID-19	Federal Expenditures	Subrecipient Expenditures
University of Florida	UFDSP00012040 Amd 3	93.859	Biomedical Research and Research Training		\$ 97,468	\$ -
University of Houston	R-19-0097 Amend 1	93.853	Extramural Research Programs in the Neurosciences and Neurological Disorders		30,753	
University of Illinois Chicago	16601-02	93.395	Cancer Treatment Research		1,880	
University of Kansas Medical Center	AWD-0001931	93.865	Child Health and Human Development Extramural Research		170,350	
University of Kentucky	3200002124-19-048 PO #7800004457	93.853	Extramural Research Programs in the Neurosciences and Neurological Disorders		10,820	
University of Maryland	55359-Z0084201 Mod E	93.865	Child Health and Human Development Extramural Research		454,502	
University of Maryland	60838-Z0120201 Amendment D	93.173	Research Related to Deafness and Communication Disorders		99,344	
University of Maryland	64883-Z0158202 Am A	93.855	Allergy and Infectious Diseases Research		169,993	
University of Maryland, Baltimore	F302839-2 PO 1000003908 Am A 4671	93.855	Allergy and Infectious Diseases Research		13,044	
University of Massachusetts	22-016677 E00	93.866	Aging Research		23,831	
University of Massachusetts Dartmouth	30662-Minn	93.847	Diabetes, Digestive, and Kidney Diseases Extramural Research		3,870	
University of Massachusetts Dartmouth	Fang-34658-UMinn	93.847	Diabetes, Digestive, and Kidney Diseases Extramural Research		33,658	
University of Miami	OS00000126/PO SPC-001505 Amd 2	93.855	Allergy and Infectious Diseases Research		309,362	
University of Miami	OS00000882 PO SPC-002126	93.242	Mental Health Research Grants		56,460	
University of Miami	PO# SPC-000258 / Subaward No. OS0000611	93.279	Drug Abuse and Addiction Research Programs		120,585	
University of Miami	SPC-000259 OS00000220 / Formerly 669093	93.847	Diabetes, Digestive, and Kidney Diseases Extramural Research		6,085	
University of Michigan	3004822520 Am5 5U01AG00974032 3006617447	93.866	Aging Research		362,803	
University of Michigan	3006517082 (Sub No. 3004206309 Am 6)	93.394	Cancer Detection and Diagnosis Research		46,062	
University of Michigan	SUBK00004108-ESETT amendment 72	93.853	Extramural Research Programs in the Neurosciences and Neurological Disorders		6,378	
University of Michigan	SUBK00007162 / PO 3005250935	93.866	Aging Research		5,139	
University of Michigan	SUBK00007941 am 3 PO 3006750490	93.077	Family Smoking Prevention and Tobacco Control Act Regulatory Research		17,301	
University of Michigan	SUBK00008190	93.394	Cancer Detection and Diagnosis Research		88,967	13,625
University of Michigan	SUBK00009775 A 2/ PO #3005056947-Amd. #4	93.279	Drug Abuse and Addiction Research Programs		111,412	
University of Michigan	SUBK00009845 - PO3005076034 Am 5	93.393	Cancer Cause and Prevention Research		1,049	
University of Michigan	SUBK00012850 Amd 2	93.837	Cardiovascular Diseases Research		66,260	27,787
University of Michigan	SUBK00013030/PO 3006512148	93.866	Aging Research		27,703	
University of Michigan	SUBK00013503 PO 3006577229	93.847	Diabetes, Digestive, and Kidney Diseases Extramural Research		11,509	
University of Michigan	SUBK00013555	93.866	Aging Research		43,156	
University of Michigan	SUBK00013635-005/NCT04355767/3006197526	93.840	Translation and Implementation Science Research for Heart, Lung, Blood Diseases, and Sleep Disorders	COVID-19	3,342	1,538
University of Michigan	SUBK00013665 / PO 3006243933	93.172	Human Genome Research		54,010	
University of Michigan	SUBK00013748/PO 3006280330	93.121	Oral Diseases and Disorders Research		413	
University of Michigan	SUBK00014512 Amd 2	93.853	Extramural Research Programs in the Neurosciences and Neurological Disorders		12,236	5,042
University of Michigan	SUBK00014545 Amendment 1	93.838	Lung Diseases Research		779	
University of Michigan	SUBK00014817-01	93.273	Alcohol Research Programs		69,036	
University of Michigan	SUBK00014960-01 PO 4-3006374166	93.273	Alcohol Research Programs		62,067	
University of Michigan	SUBK00016194	93.838	Lung Diseases Research		5,794	
University of Michigan	SUBK00017364	93.837	Cardiovascular Diseases Research		5,000	
University of Michigan	SUBK9210CSPR-001 Am 5	93.853	Extramural Research Programs in the Neurosciences and Neurological Disorders		69,536	69,536
University of Missouri	C00054503-1 amd6	93.121	Oral Diseases and Disorders Research		3,711	
University of Missouri	C00067338-1 Amd 2	93.837	Cardiovascular Diseases Research		153,782	
University of Missouri	C00067876-1	93.859	Biomedical Research and Research Training		37,401	
University of Missouri	C00075381-3 Amendment 1	93.865	Child Health and Human Development Extramural Research		134,663	
University of Missouri	C00078177-1	93.866	Aging Research		106,000	
University of Montana	PG20-61096-01	93.C11	Contract-Department of Health and Human Services-National Institutes of Health		608,456	
University of Montana	PG21-61170-02	93.C11	Contract-Department of Health and Human Services-National Institutes of Health		88,455	
University of Nebraska Medical Center	34-2001-2002-001 Am 5	93.855	Allergy and Infectious Diseases Research		107,181	
University of North Texas	RF00235-2021-0337	93.307	Minority Health and Health Disparities Research		7,194	
University of Oregon	217300B am 1	93.279	Drug Abuse and Addiction Research Programs		135,842	
University of Pennsylvania	578134 / PO #4741980	93.866	Aging Research		185,278	
University of Pennsylvania	580141 PO 4737821 / SU01DK103225-07	93.847	Diabetes, Digestive, and Kidney Diseases Extramural Research		22,538	

(Continued)

UNIVERSITY OF MINNESOTA

SCHEDULE OF EXPENDITURES OF FEDERAL AWARDS
FOR THE YEAR ENDED JUNE 30, 2022

Cluster, Agency, Subagency, Direct/Pass-through, Pass-through Entity	Award #	ALN#	ALN Program Title	COVID-19	Federal Expenditures	Subrecipient Expenditures
University of Pennsylvania	580598 Amd 1	93.847	Diabetes, Digestive, and Kidney Diseases Extramural Research	\$	12,756	\$ -
University of Pennsylvania	580818	93.353	21st Century Cures Act - Beau Biden Cancer Moonshot		1,107	
University of Pennsylvania	582580 / PO 4697406	93.855	Allergy and Infectious Diseases Research		56,983	
University of Pennsylvania	Award No R01-HD-098269-02 Amendment 2	93.865	Child Health and Human Development Extramural Research Extramural Research Programs in the Neurosciences and		5,431	
University of Pennsylvania	PO# 4692113, 580496-Amendment #2	93.853	Neurological Disorders		111,775	
University of Pennsylvania	Subaward No. 576894 - PO#4719987	93.847	Diabetes, Digestive, and Kidney Diseases Extramural Research		7,449	
University of Pittsburgh	AWD00000172 (137695-2)	93.837	Cardiovascular Diseases Research		36,308	
University of Pittsburgh	AWD00000265 (133352-1) Amendment 3	93.866	Aging Research		86,243	
University of Pittsburgh	AWD00001277 (133933-13) Amd 1	93.846	Arthritis, Musculoskeletal and Skin Diseases Research		2,157	
University of Pittsburgh	AWD00002169 (134323-4)	93.866	Aging Research		6,294	
University of Pittsburgh	CNVA00057719 (129976-3)	93.847	Diabetes, Digestive, and Kidney Diseases Extramural Research		33,337	
University of Rhode Island	0008393/011921 Amd 1	93.837	Cardiovascular Diseases Research		17,605	
University of Rochester	417515G / GR510785	93.865	Child Health and Human Development Extramural Research		66,047	
University of Rochester	417516G / URFAO: GR510783 Am 3	93.865	Child Health and Human Development Extramural Research		86,937	
University of Rochester	417647G Amd 2 / GR510850	93.837	Cardiovascular Diseases Research		21,239	
University of Rochester	417868 Am 3 / URFAO: GR510868	93.847	Diabetes, Digestive, and Kidney Diseases Extramural Research		37,176	
University of Rochester	SUH3OD023349-05 am 1	93.310	Trans-NIH Research Support		298,429	
University of South Florida	6118-1082-01-B Am4 / PO P00000935	93.866	Aging Research		87,052	
University of South Florida	PO #0000232760,0000241987 Amendment #13	93.C11	Contract-Department of Health and Human Services-National Institutes of Health		65,440	
University of South Florida	Sub 6163-1082-10-BT/PO P000013983 Mod 3	93.847	Diabetes, Digestive, and Kidney Diseases Extramural Research		251,001	
University of Southern California	107811817 Am 3	93.866	Aging Research		100,123	
University of Southern California	109626572 Amendment 4 / SCON-00002398	93.837	Cardiovascular Diseases Research		19,809	
University of Southern California	111319089 Amendment 3 / PO# 10747163	93.866	Aging Research		84,295	64,297
University of Southern California	SCON-00001020 / 85711621	93.853	Neurological Disorders		30,471	
University of Southern California	SCON-00003102	93.879	Medical Library Assistance		5,172	
University of Southern California	Subaward No. 78431037 am4 / PO# 10474607	93.847	Diabetes, Digestive, and Kidney Diseases Extramural Research		21,254	
University of Texas at Houston	3001389570	93.C11	Contract-Department of Health and Human Services-National Institutes of Health		(17,185)	
University of Toronto	Subgrant1 - 504069 Am 7	93.172	Human Genome Research		96,063	
University of Toronto	Subgrant1-513713	93.172	Human Genome Research		22,332	
University of Virginia	GB10900.PO#2290585 Amd 1	93.855	Allergy and Infectious Diseases Research		23,722	
University of Virginia	GB11062.169321	93.837	Cardiovascular Diseases Research		156,415	
University of Washington	BPO: 18306/Subaward: UWSC 9393	93.837	Cardiovascular Diseases Research		2,279	
University of Washington	BPO24439 UWSC7773 Amendment #11	93.853	Neurological Disorders		75,646	
University of Washington	Subaward UWSC12838/BPO 56867	93.847	Diabetes, Digestive, and Kidney Diseases Extramural Research		32,937	
University of Washington	UWSC10691 BPO34132 Amd 6	93.310	Trans-NIH Research Support		220,395	
University of Washington	UWSC10941 BPO51279/BPO60781 Amd 3	93.837	Cardiovascular Diseases Research		85,892	
University of Washington	UWSC11474 (BPO43611)	93.838	Lung Diseases Research		8,554	
University of Washington	UWSC11898 / BPO48473-Mod04	93.242	Mental Health Research Grants		81,870	
University of Washington	UWSC12254 / BPO51538	93.839	Blood Diseases and Resources Research		308,654	
University of Washington	UWSC12335 / BPO52225	93.866	Aging Research		16,159	
University of Washington	UWSC13288 / BPO 60871	93.839	Blood Diseases and Resources Research		14,825	
University of Washington	UWSC9910 / BPO# 25359 / 33204 / 33209	93.389	National Center for Research Resources		203,892	5,322
University of Washington	UWSC9986 / BPO#: 26006 Am 5	93.865	Child Health and Human Development Extramural Research		42,863	
University of Wisconsin - Madison	000000776 Amendment 2	93.866	Aging Research		14,423	
University of Wisconsin - Madison	000001581	93.855	Allergy and Infectious Diseases Research		11,269	
University of Wisconsin - Madison	000002167	93.847	Diabetes, Digestive, and Kidney Diseases Extramural Research		15,073	
University of Wisconsin - Madison	754K445 Mod 4	93.C11	Contract-Department of Health and Human Services-National Institutes of Health		16,008	
University of Wisconsin - Madison	769K016 Mod#5	93.C11	Contract-Department of Health and Human Services-National Institutes of Health		(190)	
University of Wisconsin - Madison	769K705 Mod#4	93.C11	Contract-Department of Health and Human Services-National Institutes of Health		1,045	
University of Wisconsin - Madison	774K745/T.O. HHSN26100011 Mod #5	93.C11	Contract-Department of Health and Human Services-National Institutes of Health		230,814	
University of Wisconsin - Madison	844K664 / 1P01A132132-01A1	93.855	Allergy and Infectious Diseases Research		40,995	

(Continued)

UNIVERSITY OF MINNESOTA

SCHEDULE OF EXPENDITURES OF FEDERAL AWARDS
FOR THE YEAR ENDED JUNE 30, 2022

Cluster, Agency, Subagency, Direct/Pass-through, Pass-through Entity	Award #	ALN#	ALN Program Title	COVID-19	Federal Expenditures	Subrecipient Expenditures
UT Health Science Center San Antonio	167330/167328	93.866	Aging Research		\$ 67,883	\$ -
UT Southwestern Medical Center	Subaward GMO: 210605/PO 000002350 Am 1	93.853	Extramural Research Programs in the Neurosciences and Neurological Disorders		8,126	
Vanderbilt University	61455 (formerly UNIV61455) Amd 2 P200565	93.837	Cardiovascular Diseases Research		130,963	
Vanderbilt University	UNIV60508 Amendment 3 - P19038230	93.393	Cancer Cause and Prevention Research		178,413	
Vanderbilt University Medical Center	VUMC67586 Amendment 4	93.393	Cancer Cause and Prevention Research		55,438	
Vanderbilt University Medical Center	VUMC85962	93.350	National Center for Advancing Translational Sciences	COVID-19	241,647	
Vanderbilt University Medical Center	VUMC88582	93.837	Cardiovascular Diseases Research		38,675	
Vanderbilt University Medical Center	VUMC92551 Amd 03	93.840	Translational and Implementation Science Research for Heart, Lung, Blood Diseases, and Sleep Disorders		37,931	
Vanderbilt University Medical Center	VUMC95261	93.279	Drug Abuse and Addiction Research Programs		24,850	
Veterans Medical Research Foundation	098750003-325731 Am 3	93.847	Diabetes, Digestive, and Kidney Diseases Extramural Research		26,355	
Virginia Polytechnic Inst & State University	412513-19114 Amd 04	93.279	Drug Abuse and Addiction Research Programs		296,406	
Vitristor, LLC	1R43DK126551-01A1	93.847	Diabetes, Digestive, and Kidney Diseases Extramural Research		1,232	
Wake Forest University	1048-45103-11000000143	93.866	Aging Research		57,851	
Wake Forest University	109-33664-10000551083	93.866	Aging Research		331,292	
Wake Forest University	1094-45116-11000000260	93.866	Aging Research		16,653	
Wake Forest University	5U54DA031659-10	93.077	Family Smoking Prevention and Tobacco Control Act Regulatory Research		2,208,730	839,175
Wake Forest University	WFUHS 552702 Amd 2	93.866	Aging Research		16,754	
Washington State University	127687 G003651 Amendment G	93.307	Minority Health and Health Disparities Research		(91)	
Washington State University	127687 SPC002451 (G004294)	93.310	Trans-NIH Research Support	COVID-19	74,383	
Washington State University	130996 SPC0040300	93.273	Alcohol Research Programs		23,084	
Washington State University	130996-SPC004066 (prev 001524/G004057)	93.273	Alcohol Research Programs		27,563	
Washington State University	132471 G003958	93.866	Aging Research		21,263	
Washington State University	136874 SPC003555	93.866	Aging Research		79,303	
Washington University in St Louis	POST00000509 / WU-19-416	93.242	Mental Health Research Grants		210,974	
Washington University in St Louis	Subaward WU-20-494 Mod 2 / PO ST00000549	93.242	Mental Health Research Grants		57,625	
Washington University in St Louis	WU-18-436 Amendment 2 PO 2933781G	93.866	Aging Research		2,512	
Washington University in St Louis	WU-19-328-Mod-3/PO 2939513H	93.865	Child Health and Human Development Extramural Research		41,221	
Washington University in St Louis	WU-19-437 Mod 4 / PO 2940231H	93.242	Mental Health Research Grants		52,941	
Washington University in St Louis	WU-20-63 MOD 3 / PO 2940450H	93.866	Aging Research		226,754	
Washington University in St Louis	WU-21-18 MOD 2 PO#: ST00000061	93.279	Drug Abuse and Addiction Research Programs		29,553	
Washington University in St Louis	WU-21-297 -Mod-1 PO #2940767K	93.866	Aging Research	COVID-19	55,106	
Washington University in St Louis	WU-21-300 / PO 2940657K Amendment 1	93.866	Aging Research		27,675	
Washington University in St Louis	WU-21-8 MOD01	93.242	Mental Health Research Grants		56,750	34,380
Washington University in St Louis	WU-22-0205	93.866	Aging Research		123,319	
Washington University in St Louis	WU-22-0292/PO #ST00005292	93.279	Drug Abuse and Addiction Research Programs		406,520	
Washington University in St Louis	WU-22-0357-MOD-02 PO ST00005950	93.866	Aging Research		47,244	
Washington University in St Louis	WU-22-0487-MOD-1	93.866	Aging Research		1,237,512	
Westat, Inc	6426-03-S006 mod 2	93.C11	Contract-Department of Health and Human Services-National Institutes of Health		50,818	
Westat, Inc	No Award Number	93.C11	Contract-Department of Health and Human Services-National Institutes of Health		6,284	
Westat, Inc	Subcontract No. 6410 Modification 19	93.C11	Contract-Department of Health and Human Services-National Institutes of Health		4,839	
Xanthoshealth, LLC	21-001	93.C11	Contract-Department of Health and Human Services-National Institutes of Health		39,320	
Yale University	CON-80003064 (GR112833)	93.143	NIHES Superfund Hazardous Substances_Basic Research and Education		104,831	
Yale University	CON-80003120 (GR113663) Amd 1	93.279	Drug Abuse and Addiction Research Programs		327,382	
Yale University	CON-80003509 (GR115430)	93.859	Biomedical Research and Research Training		78,735	
Yale University	GR104981/GR107853/GR111047/GR114777	93.837	Cardiovascular Diseases Research		17,652	
Yale University	GR110065 (CON-80002443)	93.859	Biomedical Research and Research Training		70,968	
Yale University	GR110580 (CON-80002729)	93.838	Lung Diseases Research	COVID-19	60,106	
Yale University	Subaward GR111849 (CON-80002851) Mod 1	93.242	Mental Health Research Grants		2,305	
Yale University	Subaward No. CON-80003644 (GR116157)	93.279	Drug Abuse and Addiction Research Programs		2,130	
Department of Health and Human Services, Substance Abuse and Mental Health Services Administration Direct	5H79TI081900-02	93.788	Opioid STR		6,967	
Direct	6U79SM080009-05M002	93.243	Substance Abuse and Mental Health Services Projects of Regional and National Significance		130,992	

UNIVERSITY OF MINNESOTA

SCHEDULE OF EXPENDITURES OF FEDERAL AWARDS
FOR THE YEAR ENDED JUNE 30, 2022

Cluster, Agency, Subagency, Direct/Pass-through, Pass-through Entity	Award #	ALN#	ALN Program Title	COVID-19	Federal Expenditures	Subrecipient Expenditures
Direct	75N95019D00031	93.959	Block Grants for Prevention and Treatment of Substance Abuse		\$ 815,649	\$ -
Passthrough: MN Department of Human Services	09/13/2019SWIFT 162875 / PO 3-71377	93.788	Opioid STR		83,805	
New York University	107139 / PO# M190266822 / Amend 3	93.243	Substance Abuse and Mental Health Services Projects of Regional and National Significance		31,839	
Department of Housing and Urban Development, Assistant Secretary for Community Planning and Development Passthrough: University of Illinois Chicago	17408	14.228	Community Development Block Grants/State's program and Non-Entitlement Grants in Hawaii		10,909	
Department of Housing and Urban Development, Assistant Secretary for Public and Indian Housing Passthrough: Cornell University	141524-21534	14.850	Public and Indian Housing	COVID-19	3,748	
Department of Housing and Urban Development, Office of Lead Hazard Control and Healthy Homes Passthrough: University of Illinois	17807	14.906	Healthy Homes Technical Studies Grants		6,158	
Department of Justice, Office of Justice Programs						
Direct	2020-MU-MU-0040	16.560	National Institute of Justice Research, Evaluation, and Development Project Grants		348,990	124,007
Passthrough: RTI International	1-312-0217211-65965L / 888-15-05-36	16.560	National Institute of Justice Research, Evaluation, and Development Project Grants		42,258	
The University of Iowa	g/p # 15701800 / PO 1001910930 Am 03	16.560	National Institute of Justice Research, Evaluation, and Development Project Grants		101,340	
Department of State, Bureau of Educational and Cultural Passthrough: International Research & Exchanges Board	FY20-YALI-PM-UMN-06	19.009	Academic Exchange Programs - Undergraduate Programs		73,717	
Department of State, Office of the Under Secretary for Public Diplomacy and Public Affairs Direct	SSN10021GR3026	19.040	Public Diplomacy Programs		13,710	
Department of the Interior Direct	140G0221C0002/0040513756	15.CXX	Contract-Department of the Interior		575,211	
Direct	140G0222P0075/0040562326	15.CXX	Contract-Department of the Interior		748	
Department of the Interior, Bureau of Reclamation Direct	R21AC10130-00	15.506	Water Desalination Research and Development		114,808	
Department of the Interior, National Park Service						
Direct	P17AC00246 mod 0005	15.945	Cooperative Research and Training Programs-Resources of the National Park System		54,207	
Direct	P17AC01116 Mod 0003	15.945	Cooperative Research and Training Programs-Resources of the National Park System		383	
Direct	P17AC01153	15.945	Cooperative Research and Training Programs-Resources of the National Park System		20,216	
Direct	P18AC00073-03	15.945	Cooperative Research and Training Programs-Resources of the National Park System		110,681	
Direct	P20AC00366	15.945	Cooperative Research and Training Programs-Resources of the National Park System		53,658	
Direct	P20AC00367-02	15.945	Cooperative Research and Training Programs-Resources of the National Park System		7,503	
Direct	P21AC11359-01	15.945	Cooperative Research and Training Programs-Resources of the National Park System		37,356	
Direct	P21AC11851-00	15.945	Cooperative Research and Training Programs-Resources of the National Park System		16,164	
Direct	P22AC00087-00	15.945	Cooperative Research and Training Programs-Resources of the National Park System		6,534	
Passthrough: Northland College	P19AC00256NC01	15.945	Cooperative Research and Training Programs-Resources of the National Park System		11,976	
Department of the Interior, U.S. Fish and Wildlife Service Direct	F18AC00038 Amd 2	15.678	Cooperative Ecosystem Studies Units		31,542	
Direct	F20AC00223	15.678	Cooperative Ecosystem Studies Units		10,666	
Direct	F20AC00270-01	15.662	Great Lakes Restoration		94,171	

(Continued)

UNIVERSITY OF MINNESOTA

SCHEDULE OF EXPENDITURES OF FEDERAL AWARDS
FOR THE YEAR ENDED JUNE 30, 2022

Cluster, Agency, Subagency, Direct/Pass-through, Pass-through Entity	Award #	ALN#	ALN Program Title	COVID-19	Federal Expenditures	Subrecipient Expenditures
Direct	F21AC01205-00	15.657	Endangered Species Recovery Implementation		\$ 83,868	\$ -
Direct	F22AC01442-00	15.657	Endangered Species Recovery Implementation		56,642	
Passthrough:						
MN Department of Natural Resources	208024	15.608	Fish and Wildlife Management Assistance		11,040	
MN Department of Natural Resources	3193756	15.634	State Wildlife Grants		20,092	
Montana State University	G253-22-W9457	15.662	Great Lakes Restoration		19,617	
The Nature Conservancy	WI-CC-2021	15.662	Great Lakes Restoration		3,908	
Department of the Interior, U.S. Geological Survey						
Direct	G16AP00064 57	15.805	Assistance to State Water Resources Research Institutes		3,146	
Direct	G19AC00043-02,03	15.808	U.S. Geological Survey Research and Data Collection		11,028	
Direct	G19AC00206	15.808	U.S. Geological Survey Research and Data Collection		452	
Direct	G20AC00096-01	15.808	U.S. Geological Survey Research and Data Collection		60,746	39,513
Direct	G20AC00411	15.812	Cooperative Research Units		1,775	
Direct	G20AC00427	15.805	Assistance to State Water Resources Research Institutes		6,386	
Direct	G20AC00428	15.805	Assistance to State Water Resources Research Institutes		81,560	
Direct	G20AC00434	15.808	U.S. Geological Survey Research and Data Collection		15,381	
Direct	G20AC00457	15.808	U.S. Geological Survey Research and Data Collection		134,503	63,564
Direct	G20AP00075	15.814	National Geological and Geophysical Data Preservation		1,667	
Direct	G21AC10091-00	15.808	U.S. Geological Survey Research and Data Collection		33,585	
Direct	G21AC10100-00	15.808	U.S. Geological Survey Research and Data Collection		11,619	
Direct	G21AC10204-00	15.808	U.S. Geological Survey Research and Data Collection		55,070	
Direct	G21AC10331-00	15.812	Cooperative Research Units		30,538	
Direct	G21AC10483-00	15.808	U.S. Geological Survey Research and Data Collection		131,334	
Direct	G21AC10664	15.810	National Cooperative Geologic Mapping		148,661	
Direct	G21AC10699	15.808	U.S. Geological Survey Research and Data Collection		68,074	
Direct	G21AC10710-00	15.812	Cooperative Research Units	COVID-19	46,396	
Direct	G21AC10722-00	15.808	U.S. Geological Survey Research and Data Collection		43,228	
Direct	G21AC10742-00	15.805	Assistance to State Water Resources Research Institutes		40,980	
Direct	G21AC10796-01	15.820	National and Regional Climate Adaptation Science Centers		66,966	2,355
Direct	G21AP10176-00	15.805	Assistance to State Water Resources Research Institutes		93,188	
Direct	G21AP10208-00	15.805	Assistance to State Water Resources Research Institutes		36,773	7,212
Direct	G21AP10289-00	15.814	National Geological and Geophysical Data Preservation		68,783	27,004
Direct	G21AP10615-00	15.805	Assistance to State Water Resources Research Institutes		101,286	
Direct	G22AC00138-00	15.808	U.S. Geological Survey Research and Data Collection		102	
Direct	G22AC00274-00	15.820	National and Regional Climate Adaptation Science Centers		5,871	
Direct	G22AP00056-00	15.805	Assistance to State Water Resources Research Institutes		32,236	
Passthrough:						
America View Incorporated	AV18-MN-01	15.815	National Land Remote Sensing Education Outreach and Research		21,516	
MN Department of Natural Resources	SWIFT 195584	15.808	U.S. Geological Survey Research and Data Collection		12,083	
University of Wisconsin - Madison	0000001351	15.808	U.S. Geological Survey Research and Data Collection		114,719	
University of Wisconsin - Madison	0000001818	15.810	National Cooperative Geologic Mapping		6,564	
Department of the Treasury						
Direct	Fed Reserve Bank-CON80679-J Serido	21.CXX	Contract-Department of the Treasury		8,000	
Department of the Treasury, Departmental Offices						
Passthrough:						
MN Department of Health	Contract 195801	21.019	Coronavirus Relief Fund	COVID-19	1,022,058	
Saint Louis County	17244	21.027	CORONAVIRUS STATE AND LOCAL FISCAL RECOVERY FUNDS	COVID-19	26,255	
Department of Transportation						
Passthrough:						
University of Maryland	103211-29747202	20.CXX	Contract-Department of Transportation		26,750	
Department of Transportation, Federal Highway Administration						
Direct	693J32245005	20.215	Highway Training and Education		28,639	
Direct	693J32245093	20.215	Highway Training and Education		3,660	
Passthrough:						
MN Department of Transportation	1003325 WO 99	20.200	Highway Research and Development Program		72,016	
MN Department of Transportation	1036342 WO 05	20.200	Highway Research and Development Program		21,567	
MN Department of Transportation	1036342 Work Order Number: 25	20.200	Highway Research and Development Program		74,251	
MN Department of Transportation	1044644	20.215	Highway Training and Education		164,196	

(Continued)

UNIVERSITY OF MINNESOTA

SCHEDULE OF EXPENDITURES OF FEDERAL AWARDS
FOR THE YEAR ENDED JUNE 30, 2022

Cluster, Agency, Subagency, Direct/Pass-through, Pass-through Entity	Award #	ALN#	ALN Program Title	COVID-19	Federal Expenditures	Subrecipient Expenditures
Department of Transportation, Maritime Administration						
Passthrough:						
University of Wisconsin - Superior	GS CA2, R1, P2 - UMD-001	20.819	Ballast Water Treatment Technologies		\$ 4,238	\$ -
University of Wisconsin - Superior	GS CA2, R1, P3 - UMD-001	20.819	Ballast Water Treatment Technologies		1,396	
University of Wisconsin - Superior	GS CA2, R5, P2 - UMD-001	20.819	Ballast Water Treatment Technologies		11,813	
University of Wisconsin - Superior	GS Mod 13, T2, RA1, P2-UMD-001	20.818	Great Ships Initiative		32,970	
University of Wisconsin - Superior	GS Mod 14, T1, P1-UMD-001	20.818	Great Ships Initiative		16,576	
University of Wisconsin - Superior	GS MOD 14, T3, RA2, P2-UMD -001, PO 926	20.818	Great Ships Initiative		24,773	
University of Wisconsin - Superior	GS MOD 14, T6, RAS, P2-UMD -001	20.818	Great Ships Initiative		268,490	
Department of Transportation, Office of the Secretary						
Passthrough:						
Florida Atlantic University	RR-K78/FAU SP#16-532 am 4	20.701	University Transportation Centers Program		74,440	
Department of Veterans Affairs						
Direct	NS Prog VA Res IPA's	64.UXX	Unid CFDA-Department of Veterans Affairs		249,961	
Direct	36C24E18C0023 / PO 501D16014	64.CXX	Contract-Department of Veterans Affairs		(2,284)	
Direct	36C24E18P0088 / PO #618D22006	64.CXX	Contract-Department of Veterans Affairs		10,776	
Direct	36C24E19D0011 PO618D12004	64.CXX	Contract-Department of Veterans Affairs		7,920	
Direct	36C24E20D0015 PO 618D02008	64.CXX	Contract-Department of Veterans Affairs		1,320	
Direct	36C24E20D0025/36C24E20N0122	64.CXX	Contract-Department of Veterans Affairs		8,060	
Direct	P00001/36C24E20P0225	64.CXX	Contract-Department of Veterans Affairs		38,500	
Direct	PO 650D93029	64.UXX	Unid CFDA-Department of Veterans Affairs		17,207	
Environmental Protection Agency						
Direct	00E02740 Mod 3	66.461	Regional Wetland Program Development Grants		83,168	
			Surveys, Studies, Investigations, Demonstrations, and Training Grants and Cooperative Agreements - Section 104(b)(3) of the Clean Water Act			
Direct	00E02785	66.436	Act		93,445	
Direct	00E02942	66.469	Great Lakes Program		439,107	
Direct	00E03139	66.469	Great Lakes Program		19,610	
			Surveys, Studies, Investigations, Demonstrations, and Training Grants and Cooperative Agreements - Section 104(b)(3) of the Clean Water Act			
Direct	83998301	66.436	Act		5,014	
			Office of Research and Development Consolidated			
Direct	CR-83940001-1	66.511	Research/Training/Fellowships		405,596	
Direct	GL-00E0198-0	66.469	Great Lakes Program		285,166	
Passthrough:						
Carnegie Mellon University	1080358-364687	66.509	Science To Achieve Results (STAR) Research Program		5,074	
Carnegie Mellon University	1080358-364688	66.509	Science To Achieve Results (STAR) Research Program		28,216	
Carnegie Mellon University	1080358-364690	66.509	Science To Achieve Results (STAR) Research Program		195,708	
Central Michigan University	F64661 GL-00E02956	66.469	Great Lakes Program		232,173	
Central Michigan University	Sub. # F62951	66.469	Great Lakes Program		229,667	131,188
Jacobs Engineering Group Inc	PO # EPATP-0000004552	66.CXX	Contract-Environmental Protection Agency		43,000	
MN Department of Agriculture	SWIFT 181056/ PO 3000036788	66.604	Environmental Justice Small Grant Program		2,449	
MN Department of Health	122274	66.472	Beach Monitoring and Notification Program Implementation Grants		1,583	
MN Department of Health	SWIFT 177561 Am 2	66.432	State Public Water System Supervision		775	
MN Pollution Control Agency	188786	66.419	Water Pollution Control State, Interstate, and Tribal Program Support		4,500	
MN Pollution Control Agency	Contract No. 150063 / PO 3000023046	66.605	Performance Partnership Grants		7,203	
MN Pollution Control Agency	SWIFT 159120 PO 3-24358, Ag. Int. 212866	66.469	Great Lakes Program		51,772	19,320
MN Pollution Control Agency	SWIFT: 183595/PO: 3000027281	66.605	Performance Partnership Grants		28,172	
National Audubon Society, Inc	No Award Number	66.469	Great Lakes Program		34,939	
Sand County Foundation	No Award Number	66.475	Gulf of Mexico Program		83,501	
National Aeronautics and Space Administration						
Direct	80NSSC18K0261 P00005	43.012	Space Technology		31,101	31,850
Direct	80NSSC18K0742 P00003	43.001	Science		74,671	
Direct	80NSSC18K1118	43.001	Science		6,403	
Direct	80NSSC18K1277 P00004	43.001	Science		114,512	
Direct	80NSSC18K1367	43.001	Science		167,534	24,757
Direct	80NSSC18K1370 Sup P03	43.001	Science		160,399	
Direct	80NSSC18K1393 P00002	43.001	Science		12,386	
Direct	80NSSC19K0305 P00003	43.001	Science		106,530	20,477

(Continued)

UNIVERSITY OF MINNESOTA

SCHEDULE OF EXPENDITURES OF FEDERAL AWARDS
FOR THE YEAR ENDED JUNE 30, 2022

Cluster, Agency, Subagency, Direct/Pass-through, Pass-through Entity	Award #	ALN#	ALN Program Title	COVID-19	Federal Expenditures	Subrecipient Expenditures
Direct	80NSSC19K0306	43.001	Science	\$	58,101	\$ -
Direct	80NSSC19K0318 P00003	43.001	Science		97,119	46,910
Direct	80NSSC19K0842	43.001	Science		184,583	40,274
Direct	80NSSC19K0868 P04	43.001	Science		90,616	33,007
Direct	80NSSC19K0959	43.001	Science		105,849	
Direct	80NSSC19K1333 P00002	43.001	Science		27,223	
Direct	80NSSC19K1431 P00002	43.001	Science		42,614	
Direct	80NSSC19K1672 P00002	43.008	Office of Stem Engagement (OSTEM)		54,725	
Direct	80NSSC19K1687	43.008	Office of Stem Engagement (OSTEM)		52,996	
Direct	80NSSC20K0465 P00004	43.001	Science		145,052	
Direct	80NSSC20K0614 P00003	43.001	Science		256,100	
Direct	80NSSC20K0718 P00002	43.001	Science		120,244	53,375
Direct	80NSSC20K0876 P03	43.001	Science		125,874	
Direct	80NSSC20K0927 P00001	43.001	Science		130,269	
Direct	80NSSC20K1061	43.001	Science		60,177	
Direct	80NSSC20K1166	43.012	Space Technology		76,222	
Direct	80NSSC20K1233 P00001	43.001	Science		58,794	
Direct	80NSSC20K1269 P00002	43.001	Science		159,722	
Direct	80NSSC20K1294 P00002	43.001	Science		105,649	
Direct	80NSSC20K1331	43.001	Science		3,960	
Direct	80NSSC20K1485 P00001	43.001	Science		95,660	19,508
Direct	80NSSC20K1717 P00002	43.001	Science		71,683	
Direct	80NSSC21K0030 P02	43.001	Science		185,891	69,677
Direct	80NSSC21K0135	43.001	Science		63,311	
Direct	80NSSC21K0521	43.001	Science		79,032	
Direct	80NSSC21K0595	43.001	Science		408,515	284,773
Direct	80NSSC21K0992	43.001	Science		108,530	
Direct	80NSSC21K1311	43.001	Science		12,168	
Direct	80NSSC21K1349 P00001	43.001	Science		47,196	2,540
Direct	80NSSC21K1387	43.001	Science		45,000	
Direct	80NSSC21K1510 P00002	43.001	Science		103,048	
Direct	80NSSC21K1615	43.001	Science		41,510	
Direct	80NSSC21K1826	43.001	Science		83,718	
Direct	80NSSC21K1975	43.001	Science		141,726	40,952
Direct	80NSSC21M0018	43.001	Science		42,640	
Direct	80NSSC22K0577	43.001	Science		75,577	
Direct	ama80NSSC20K0186 P00003	43.001	Science		222,652	
Direct	HST-AR-15015.003-A	43.001	Science		13,708	
Direct	HST-AR-15792.002-A	43.UXX	Unid CFDA-National Aeronautics and Space Administration Contract-National Aeronautics and Space Administration-Space		50,050	
Direct	HST-AR-16134.001-A Am 4	43.C02	Telescope Science Institute		39,075	
Direct	HST-AR-16144.002-A	43.C02	Contract-National Aeronautics and Space Administration-Space Telescope Science Institute		1,978	
Direct	HST-AR-16155.002-A	43.C02	Contract-National Aeronautics and Space Administration-Space Telescope Science Institute		1,978	
Direct	HST-GO-15076.001-A Am 3	43.UXX	Unid CFDA-National Aeronautics and Space Administration Contract-National Aeronautics and Space Administration-Space		1,386	
Direct	HST-GO-15126.003-A Am 4	43.C02	Telescope Science Institute		9,824	
Direct	HST-GO-15275.003-A	43.UXX	Unid CFDA-National Aeronautics and Space Administration Contract-National Aeronautics and Space Administration-Space		29,918	
Direct	HST-GO-15470.001-A am 7	43.C02	Telescope Science Institute		74,466	
Direct	HST-GO-15626.015-A	43.001	Science		10,989	
Direct	HST-GO-15643.007-A-Amendment #8	43.001	Science Contract-National Aeronautics and Space Administration-Space		54,741	
Direct	HST-GO-15647.021-A Am 5	43.C02	Telescope Science Institute		56,036	
Direct	HST-GO-15902.005-A Am #3	43.UXX	Unid CFDA-National Aeronautics and Space Administration Contract-National Aeronautics and Space Administration-Space		11,994	
Direct	HST-GO-15917.002-A	43.C02	Telescope Science Institute Contract-National Aeronautics and Space Administration-Space		1,403	
Direct	HST-GO-15936.001-A	43.C02	Telescope Science Institute		205,355	

(Continued)

UNIVERSITY OF MINNESOTA

SCHEDULE OF EXPENDITURES OF FEDERAL AWARDS
FOR THE YEAR ENDED JUNE 30, 2022

Cluster, Agency, Subagency, Direct/Pass-through, Pass-through Entity	Award #	ALN#	ALN Program Title	COVID-19	Federal Expenditures	Subrecipient Expenditures
			Contract-National Aeronautics and Space Administration-Space			
Direct	HST-GO-16294.002-A Am 2	43.C02	Telescope Science Institute	\$	33,107	\$ -
Direct	NNX14AQ05G	43.001	Science		7,908	
Direct	NNX15AB38G NCE	43.007	Space Operations		60,564	
Direct	NNX16AL60G	43.001	Science		40,830	40,830
Direct	NNX16AP99G SUPP 000005	43.001	Science		10,970	
Direct	NNX17AK18G 507	43.001	Science		121,806	8,370
Direct	RSA 1644110	43.001	Science		3,208	
Passthrough:						
Aster Labs, Inc	AL21-NASATEMPLOGICPHI-01	43.CXX	Contract-National Aeronautics and Space Administration		40,254	
Ctr for Advancement of Science in Space	GA-2019-008	43.007	Space Operations		5,366	
Georgia Institute of Technology	AWD-102499-G3, PO-50067 (RK558-G3), Am 8	43.001	Science		280,313	
Jet Propulsion Laboratory	1659411	43.001	Science		3,899	
Jet Propulsion Laboratory	1661333	43.001	Science		114,639	
Jet Propulsion Laboratory	1677370	43.001	Science		30,279	
Johns Hopkins University	JHU / APL #137188 Mod 26	43.CXX	Contract-National Aeronautics and Space Administration		437,616	238,712
Michigan State University	RC110834A	43.001	Science		4,712	
Michigan Technological University	160706029 Am 11	43.012	Space Technology		106,143	
Montana State University	G302-21-W8962	43.008	Office of Stem Engagement (OSTEM)		24,820	
Montana State University	G327-22-W9649	43.001	Science		14,945	
New Jersey Institute of Technology	(NP) 997415 Mod 2	43.001	Science		13,178	
Oregon State University	NS343A-A	43.001	Science		18,545	
Questek Innovations LLC	No Award Number	43.CXX	Contract-National Aeronautics and Space Administration		38,000	
Smithsonian Astrophysical Observatory	Subaward No. SV0-09022 Am 1	43.001	Science		8,593	
Space Science Institute	SUBAWD 000937	43.001	Science		62,040	
Systems Technology, Inc	80NSSC18C0134-1	43.CXX	Contract-National Aeronautics and Space Administration		319	
The Adler Planetarium	Subagreement 3103-01 Am 2	43.001	Science		153,265	
The Ohio State University	GR124829 / SPC-1000005429	43.001	Science		24,489	
The University of Maine	UMS1287	43.001	Science		20,357	
The University of Toledo	F-2019-20 / 80NSSC18K0730 - Amd 5	43.001	Science		22,316	
Universities Space Research Association	09_00029	43.001	Science		708	
Universities Space Research Association	09-0067	43.001	Science		45,113	
Universities Space Research Association	SOF 05-0042 Jones	43.CXX	Contract-National Aeronautics and Space Administration		1	
Universities Space Research Association	SOF 06-0111 Mod 02	43.CXX	Contract-National Aeronautics and Space Administration		8,064	
Universities Space Research Association	SOF 07-0005	43.UXX	Unid CFDA-National Aeronautics and Space Administration		11,061	
Universities Space Research Association	SOF 07-0010	43.UXX	Unid CFDA-National Aeronautics and Space Administration		195	
Universities Space Research Association	SOF 07-0027	43.UXX	Unid CFDA-National Aeronautics and Space Administration		30,189	
Universities Space Research Association	SOF 07-0031 Mod 3	43.UXX	Unid CFDA-National Aeronautics and Space Administration		19,092	
Universities Space Research Association	SOF 08_0006 Mod 2	43.CXX	Contract-National Aeronautics and Space Administration		708	
University of California, Berkeley	00007447 / 975268 / B800071821 MOD 31	43.CXX	Contract-National Aeronautics and Space Administration		489,693	
University of California, Berkeley	00010302 / PO B801341227 Am 07	43.CXX	Contract-National Aeronautics and Space Administration		225,534	
University of California, Santa Barbara	KK2037	43.001	Science		39,408	
University of Colorado at Boulder	PO# 1001586776 Sponsor Award #1561288	43.012	Space Technology		408,282	
University of Maryland	87928-Z6267205 Am B	43.001	Science		15,653	
University of Maryland	91185-Z6301201	43.001	Science		9,856	
University of Washington	UWSC12527	43.001	Science		8,426	
University of Wisconsin - Madison	0000002185	43.001	Science		32,112	
University of Wisconsin - Madison	775K972 Am 4	43.001	Science		95,835	
University of Wyoming	1004683-UM	43.001	Science		30,119	
Washington University in St Louis	WU-22-0110 / PO ST00002688 MOD 1	43.001	Science		16,666	
Wichita State University	R52894-22-00927	43.012	Space Technology		15,626	
Woods Hole Oceanographic Institution	Proj. No. 23142700 / Sub. No. A101473	43.001	Science		136,442	
National Aeronautics and Space Administration, Space Telescope Science Institute			Unid CFDA-National Aeronautics and Space Administration-Space			
Direct	HST-AR-16606.002-A Am 1	43.U01	Telescope Science Institute		28,202	
Direct	HST-GO-16729.001-A	43.U01	Unid CFDA-National Aeronautics and Space Administration-Space		191	
National Endowment for the Arts			Telescope Science Institute			
Direct	1884137-41-21	45.024	Promotion of the Arts Grants to Organizations and Individuals		30,232	

(Continued)

UNIVERSITY OF MINNESOTA

SCHEDULE OF EXPENDITURES OF FEDERAL AWARDS
FOR THE YEAR ENDED JUNE 30, 2022

Cluster, Agency, Subagency, Direct/Pass-through, Pass-through Entity	Award #	ALN#	ALN Program Title	COVID-19	Federal Expenditures	Subrecipient Expenditures
National Endowment for the Humanities						
Direct	FEL-267745-20	45.160	Promotion of the Humanities Fellowships and Stipends	\$	22,357	\$ -
Direct	FO-273935-21	45.160	Promotion of the Humanities Fellowships and Stipends		60,000	
Direct	HAA-263807-19	45.169	Promotion of the Humanities Office of Digital Humanities		19,145	
Direct	HT-272556-20	45.169	Promotion of the Humanities Office of Digital Humanities		97,367	34,370
Direct	PW-264041-19	45.149	Promotion of the Humanities Division of Preservation and Access		(492)	(492)
National Science Foundation						
Direct	NS Prog NSF Res IPA	47.UXX	Unid CFDA-National Science Foundation		66,465	
Direct	1762884	47.041	Engineering		67,115	
Direct	1445850	47.050	Geosciences		(335)	
Direct	1454259 Am 2	47.041	Engineering		38,230	
Direct	1454904	47.074	Biological Sciences		4,231	3,058
Direct	1515377	47.050	Geosciences		6,541	
Direct	1524814	47.076	Education and Human Resources		28,243	
Direct	1526085	47.070	Computer and Information Science and Engineering		2,866	
Direct	1531330	47.070	Computer and Information Science and Engineering		321,422	
Direct	1539833	47.075	Social, Behavioral, and Economic Sciences		75,688	47,681
Direct	1552764	47.041	Engineering		22,725	
Direct	1553234	47.041	Engineering		115,830	
Direct	1553255 Am 1	47.041	Engineering		80,351	
Direct	1554936 am 004	47.050	Geosciences		74,508	
Direct	1558308	47.075	Social, Behavioral, and Economic Sciences		11,194	
Direct	1560247	47.041	Engineering		35,949	
Direct	1563920	47.070	Computer and Information Science and Engineering		25,250	
Direct	1601350	47.049	Mathematical and Physical Sciences		811	
Direct	1601961	47.049	Mathematical and Physical Sciences		569	
Direct	1605080 am 1	47.041	Engineering		23,422	
Direct	1607670	47.049	Mathematical and Physical Sciences		62,934	
Direct	1611047	47.049	Mathematical and Physical Sciences		16,349	
Direct	1611680-Amendment #1	47.049	Mathematical and Physical Sciences		12,858	
Direct	1617718	47.070	Computer and Information Science and Engineering		71,842	
Direct	1637875-Amendment #2	47.070	Computer and Information Science and Engineering		176,974	
Direct	1644748 Mod	47.076	Education and Human Resources		9,891	
Direct	1651575 Amendmnet #4	47.070	Computer and Information Science and Engineering		64,291	
Direct	1651825 Am 001	47.070	Computer and Information Science and Engineering		86,501	
Direct	1659963 Am 004	47.050	Geosciences		11,868	
Direct	1659989	47.041	Engineering		154	
Direct	1702816	47.050	Geosciences		104,792	
Direct	1703439	47.041	Engineering		50,771	
Direct	1704604	47.070	Computer and Information Science and Engineering		90,152	
Direct	1707578	47.049	Mathematical and Physical Sciences		5,603	
Direct	1708275	47.041	Engineering		48,601	
Direct	1708887-Amendment #2	47.041	Engineering		20,183	183
Direct	1710024 am 001	47.049	Mathematical and Physical Sciences		7,842	
Direct	1711402	47.076	Education and Human Resources		1,474	
Direct	1714196	47.074	Biological Sciences		894	
Direct	1714276 Amd 2	47.074	Biological Sciences		62,825	61,383
Direct	1714614-01	47.050	Geosciences		51,844	
Direct	1714805	47.070	Computer and Information Science and Engineering		59,900	
Direct	1715200 Am 001	47.070	Computer and Information Science and Engineering		57,640	
Direct	1717834	47.070	Computer and Information Science and Engineering		1,185	
Direct	1722738	47.070	Computer and Information Science and Engineering		45,220	
Direct	1724011 Amendment 001	47.074	Biological Sciences		156,182	
Direct	1724781	47.050	Geosciences		6,674	
Direct	1727096	47.041	Engineering		102,533	
Direct	1728168	47.075	Social, Behavioral, and Economic Sciences		12,613	
Direct	1734815	47.076	Education and Human Resources		436,007	
Direct	1737827	47.074	Biological Sciences		114,330	
Direct	1737918	47.049	Mathematical and Physical Sciences		10,143	
Direct	1739191	47.041	Engineering		325,255	
Direct	1743329	47.041	Engineering		(8)	

UNIVERSITY OF MINNESOTA

SCHEDULE OF EXPENDITURES OF FEDERAL AWARDS
FOR THE YEAR ENDED JUNE 30, 2022

Cluster, Agency, Subagency, Direct/Pass-through, Pass-through Entity	Award #	ALN#	ALN Program Title	COVID-19	Federal Expenditures	Subrecipient Expenditures
Direct	1745638 Am 3	47.049	Mathematical and Physical Sciences		\$ 375,844	\$ -
Direct	1748398-Amendment 002	47.041	Engineering		5,129	
Direct	1748625 Amd 5	47.074	Biological Sciences		38,986	
Direct	1749981 Amendment No. 002	47.070	Computer and Information Science and Engineering		118,471	
Direct	1750225	47.041	Engineering		15,633	
Direct	1753154	47.049	Mathematical and Physical Sciences		192,212	
Direct	1753632	47.074	Biological Sciences		98,269	
Direct	1754044	47.074	Biological Sciences		14,365	
Direct	1754616	47.074	Biological Sciences		52,038	
Direct	1757451 Am 004	47.050	Geosciences		14,189	15,338
Direct	1757916-Amd 003	47.070	Computer and Information Science and Engineering		5,992	
Direct	1759798	47.049	Mathematical and Physical Sciences		135,623	
Direct	1763761-Amendment 004	47.070	Computer and Information Science and Engineering		230,277	
Direct	1764186	47.049	Mathematical and Physical Sciences		3,256	
Direct	1800110	47.049	Mathematical and Physical Sciences		(848)	
Direct	1800355	47.049	Mathematical and Physical Sciences		25,108	
Direct	1801527	47.049	Mathematical and Physical Sciences		1,802	
Direct	1803505	47.041	Engineering		11,591	
Direct	1804840	47.041	Engineering		91,003	
Direct	1807461 Am. 2	47.070	Computer and Information Science and Engineering		38,897	
Direct	1809194	47.041	Engineering		71,799	
Direct	1812695	47.070	Computer and Information Science and Engineering		19,584	
Direct	1813342	47.076	Education and Human Resources		194,782	
Direct	1813526	47.050	Geosciences		288,186	
Direct	1814759	47.070	Computer and Information Science and Engineering		35,083	
Direct	1816348	47.070	Computer and Information Science and Engineering		31,240	
Direct	1816740-Amendment #1	47.049	Mathematical and Physical Sciences		44,519	
Direct	1816917	47.049	Mathematical and Physical Sciences		1,488	
Direct	1821788	47.076	Education and Human Resources		4,070	
Direct	1822192 Am 4	47.050	Geosciences		131,768	
Direct	1822683	47.070	Computer and Information Science and Engineering		49,208	
Direct	1823530 Am 2	47.050	Geosciences		59,551	41,584
Direct	1827517	47.041	Engineering		14,379	
Direct	1827948-001	47.050	Geosciences		69,659	
Direct	1829708	47.070	Computer and Information Science and Engineering		60,213	
Direct	1829895 Amend. 1	47.050	Geosciences		88,373	
Direct	1830418 Am 001	47.049	Mathematical and Physical Sciences		49,048	
Direct	1830640	47.075	Social, Behavioral, and Economic Sciences		77,320	42,512
Direct	1830950	47.041	Engineering		407,299	101,643
Direct	1831944 Amendment No. 005	47.074	Biological Sciences		1,184,326	
Direct	1833402	47.074	Biological Sciences		5,321	
Direct	1834251	47.049	Mathematical and Physical Sciences		427,901	
Direct	1834856-01	47.049	Mathematical and Physical Sciences		184,360	
Direct	1835067	47.070	Computer and Information Science and Engineering		43,146	
Direct	1839286 Amd 9	47.076	Education and Human Resources		3,981,424	
Direct	1840818 Amendment 001	47.075	Social, Behavioral, and Economic Sciences		(64)	
Direct	1841006	47.050	Geosciences		199,532	
Direct	1845364	47.070	Computer and Information Science and Engineering		(1,284)	
Direct	1845709	47.041	Engineering		30,793	
Direct	1846031-Amendment #2	47.070	Computer and Information Science and Engineering		60,940	
Direct	1846854-Amendment 4	47.049	Mathematical and Physical Sciences		59,193	
Direct	1847610	47.041	Engineering		91,545	
Direct	1849757	47.070	Computer and Information Science and Engineering		45,093	
Direct	1850871	47.075	Social, Behavioral, and Economic Sciences		42,257	20,375
Direct	1850914	47.075	Social, Behavioral, and Economic Sciences		67,306	
Direct	1851106	47.050	Geosciences		58,010	
Direct	1851990	47.049	Mathematical and Physical Sciences		21,666	
Direct	1852382	47.041	Engineering		105,220	
Direct	1854162	47.049	Mathematical and Physical Sciences		59,529	
Direct	1855194-Amendment 002	47.041	Engineering		755	

(Continued)

UNIVERSITY OF MINNESOTA

SCHEDULE OF EXPENDITURES OF FEDERAL AWARDS
FOR THE YEAR ENDED JUNE 30, 2022

Cluster, Agency, Subagency, Direct/Pass-through, Pass-through Entity	Award #	ALN#	ALN Program Title	COVID-19	Federal Expenditures	Subrecipient Expenditures
Direct	1855575-002	47.049	Mathematical and Physical Sciences		\$ 110,841	\$ -
Direct	1856491	47.049	Mathematical and Physical Sciences		70,298	
Direct	1856589	47.049	Mathematical and Physical Sciences		173,015	
Direct	1901635 amd2	47.049	Mathematical and Physical Sciences		4,025,205	1,648,375
Direct	1901802-002	47.049	Mathematical and Physical Sciences		123,914	
Direct	1901915	47.074	Biological Sciences		39,053	
Direct	1903151	47.049	Mathematical and Physical Sciences		78,351	
Direct	1903606	47.050	Geosciences		8,249	
Direct	1903880	47.070	Computer and Information Science and Engineering		8,207	
Direct	1905204	47.049	Mathematical and Physical Sciences		65,559	
Direct	1914447	47.049	Mathematical and Physical Sciences		7,485	
Direct	1915363	47.076	Education and Human Resources		274,346	
Direct	1915842	47.049	Mathematical and Physical Sciences		62,877	
Direct	1916025	47.041	Engineering		114,461	
Direct	1917323	47.041	Engineering		117,270	
Direct	1923700	47.070	Computer and Information Science and Engineering		15,556	
Direct	1924799	47.050	Geosciences		20,196	
Direct	1928166 Am 1	47.049	Mathematical and Physical Sciences		102,026	
Direct	1928318	47.050	Geosciences		126,502	
Direct	1932771 amd 2	47.050	Geosciences		176,767	
Direct	1934182	47.074	Biological Sciences		122,618	
Direct	1935233 am 001	47.041	Engineering		2,633	
Direct	1935834	47.041	Engineering		135,488	
Direct	1937514	47.050	Geosciences		9,887	
Direct	1939226	47.074	Biological Sciences		149,274	
Direct	1939303	47.050	Geosciences		79,041	
Direct	1939956	47.049	Mathematical and Physical Sciences		104,837	
Direct	1940068	47.041	Engineering		1,504	
Direct	1940128	47.050	Geosciences		89,252	
Direct	1942916	47.074	Biological Sciences		193,945	
Direct	1943715	47.041	Engineering		109,515	
Direct	1944020	47.074	Biological Sciences		27,799	
Direct	1945525	47.049	Mathematical and Physical Sciences		65,364	
Direct	1947406	47.074	Biological Sciences		37,152	
Direct	1948058	47.050	Geosciences		42,450	
Direct	1949884	47.049	Mathematical and Physical Sciences		17,438	
Direct	1949895-001	47.050	Geosciences		75,884	
Direct	1950469	47.075	Social, Behavioral, and Economic Sciences		103,309	68,387
Direct	1952539	47.049	Mathematical and Physical Sciences		63,382	
Direct	1953528	47.049	Mathematical and Physical Sciences		114,253	
Direct	1954973	47.050	Geosciences		(310)	
Direct	2002441	47.050	Geosciences		29,148	
Direct	2002852	47.049	Mathematical and Physical Sciences		106,270	
Direct	2003208	47.049	Mathematical and Physical Sciences		36,410	
Direct	2009256	47.075	Social, Behavioral, and Economic Sciences		245,236	
Direct	2013217	47.049	Mathematical and Physical Sciences		144,604	
Direct	2015120	47.049	Mathematical and Physical Sciences		40,427	
Direct	2015210	47.074	Biological Sciences		36,448	
Direct	2020002	47.075	Social, Behavioral, and Economic Sciences		44,538	
Direct	2020695	47.083	Integrative Activities		498,591	
Direct	2027000	47.041	Engineering		77,505	
Direct	2028946	47.070	Computer and Information Science and Engineering	COVID-19	4,032	
Direct	2029474	47.041	Engineering	COVID-19	23,427	
Direct	2030036 am 2	47.074	Biological Sciences		136,420	17,647
Direct	2030296	47.041	Engineering		32,378	
Direct	2030509	47.074	Biological Sciences	COVID-19	84,223	
Direct	2032354	47.041	Engineering		60,567	
Direct	2034385	47.041	Engineering		100,970	953
Direct	2036452	47.050	Geosciences		27,132	
Direct	2038293 Amendment 001	47.074	Biological Sciences		179,847	

(Continued)

UNIVERSITY OF MINNESOTA

SCHEDULE OF EXPENDITURES OF FEDERAL AWARDS
FOR THE YEAR ENDED JUNE 30, 2022

Cluster, Agency, Subagency, Direct/Pass-through, Pass-through Entity	Award #	ALN#	ALN Program Title	COVID-19	Federal Expenditures	Subrecipient Expenditures
Direct	2038722	47.049	Mathematical and Physical Sciences		\$ 187,874	\$ -
Direct	2039039	47.041	Engineering		28,450	
Direct	2039338	47.050	Geosciences		22,274	
Direct	2039575	47.070	Computer and Information Science and Engineering		264,097	
Direct	2039582	47.078	Polar Programs		2,579	
Direct	2042194 Am 1	47.041	Engineering		44,561	
Direct	2042366	47.075	Social, Behavioral, and Economic Sciences		2,227	
Direct	2049554	47.050	Geosciences		19,954	
Direct	2100493	47.050	Geosciences		25,462	
Direct	2101413	47.076	Education and Human Resources		107,675	
Direct	2102835 Am 2	47.049	Mathematical and Physical Sciences		33,809	
Direct	2102919	47.050	Geosciences		13,805	
Direct	2103020	47.050	Geosciences		11,129	
Direct	2103711	47.049	Mathematical and Physical Sciences		101,614	
Direct	2109965	47.074	Biological Sciences		48,570	
Direct	2110238	47.049	Mathematical and Physical Sciences		74,411	
Direct	2110241	47.050	Geosciences		1,679	
Direct	2117236	47.049	Mathematical and Physical Sciences		114,767	
Direct	2118252	47.070	Computer and Information Science and Engineering		6,801	
Direct	2121891	47.075	Social, Behavioral, and Economic Sciences		160,642	
Direct	2126273	47.041	Engineering		120,307	
Direct	2129685	47.078	Polar Programs		1,082,431	
Direct	2130663	47.078	Polar Programs		43,198	
Direct	2131810	47.041	Engineering		24,861	
Direct	2131973	47.041	Engineering		32,959	
Direct	2133631	47.075	Social, Behavioral, and Economic Sciences		14,165	
Direct	2137264	47.041	Engineering		28,895	
Direct	2138972	47.070	Computer and Information Science and Engineering		95,987	
Direct	2141002	47.041	Engineering		8,231	
Direct	2143162	47.049	Mathematical and Physical Sciences		6,274	
Direct	2143776	47.074	Biological Sciences		6,158	
Direct	2143852	47.041	Engineering		4,397	
Direct	2149053	47.075	Social, Behavioral, and Economic Sciences		722	
Direct	2151311	47.075	Social, Behavioral, and Economic Sciences		47,625	
Direct	2153352	47.070	Computer and Information Science and Engineering		3,169	
Direct	2202484	47.070	Computer and Information Science and Engineering		2,559	
Direct	2203752	47.049	Mathematical and Physical Sciences		6,123	
Direct	2204723	47.049	Mathematical and Physical Sciences		213	
Direct	2205585	47.041	Engineering		19,742	
Direct	2212083	47.074	Biological Sciences		14,747	
Direct	2214249	47.075	Social, Behavioral, and Economic Sciences		21,750	
Direct	2224643	47.041	Engineering		133,545	
Direct	AGS 1752268 Am 4	47.050	Geosciences		19,840	
Direct	AGS 1840891	47.050	Geosciences		110,821	
Direct	AGS 2002474	47.050	Geosciences		79,223	
Direct	AGS-1640337	47.050	Geosciences		33,238	
Direct	AGS-1748115	47.050	Geosciences		109,745	
Direct	AGS-1903504	47.050	Geosciences		39,562	
Direct	AGS-2021651	47.050	Geosciences		29,750	
Direct	AGS-2035847	47.050	Geosciences	COVID-19	51,926	
Direct	AST - 1908823	47.049	Mathematical and Physical Sciences		95,945	
Direct	AST 1714204	47.049	Mathematical and Physical Sciences		37,112	
Direct	AST 1714205 Am 1	47.049	Mathematical and Physical Sciences		44,126	
Direct	AST 1716602	47.049	Mathematical and Physical Sciences		14,610	
Direct	AST 1814181 Am 004	47.049	Mathematical and Physical Sciences		63,374	
Direct	BCS - 1749255	47.075	Social, Behavioral, and Economic Sciences		10,237	
Direct	BCS 1636437	47.075	Social, Behavioral, and Economic Sciences		54,298	524
Direct	BCS 1738369	47.075	Social, Behavioral, and Economic Sciences		311,909	
Direct	BCS 1758285	47.075	Social, Behavioral, and Economic Sciences		124,897	
Direct	BCS 2018642	47.075	Social, Behavioral, and Economic Sciences		591	

(Continued)

UNIVERSITY OF MINNESOTA

SCHEDULE OF EXPENDITURES OF FEDERAL AWARDS
FOR THE YEAR ENDED JUNE 30, 2022

Cluster, Agency, Subagency, Direct/Pass-through, Pass-through Entity	Award #	ALN#	ALN Program Title	COVID-19	Federal Expenditures	Subrecipient Expenditures
Direct	BCS-2039998-01	47.075	Social, Behavioral, and Economic Sciences		\$ 6,996	\$ -
Direct	CBET 1700771	47.041	Engineering		15,397	
Direct	CBET 1701534	47.041	Engineering		23,818	
Direct	CBET 1702352	47.041	Engineering		104,193	52,773
Direct	CBET 1703334	47.041	Engineering		294	
Direct	CBET 1704332	47.041	Engineering		5,595	
Direct	CBET 1804702 Am 1	47.041	Engineering		126,971	
Direct	CBET 1845366	47.041	Engineering		66,277	
Direct	CBET 1926303	47.041	Engineering		88,247	
Direct	CBET 1930825	47.041	Engineering		17,602	
Direct	CBET 1935968	47.041	Engineering		103,189	
Direct	CBET 1937641	47.041	Engineering		5,196	
Direct	CBET 2002635	47.041	Engineering		67,055	
Direct	CBET 2016879	47.041	Engineering		66,132	
Direct	CBET 2017071	47.041	Engineering		84,175	
Direct	CBET 2018658	47.041	Engineering		89,804	15,495
Direct	CBET 2028652	47.041	Engineering		109,743	
Direct	CBET 2028909	47.041	Engineering		16,850	
Direct	CBET-1916030 Am.002	47.041	Engineering	COVID-19	176,211	
Direct	CBET-1943988	47.041	Engineering		24,929	
Direct	CBET-2023932	47.041	Engineering		112,733	
Direct	CBET-2038173	47.041	Engineering		24,067	
Direct	CBET-2044077	47.041	Engineering		104,298	
Direct	CBET-2046527	47.041	Engineering		166,297	
Direct	CBET-2051313	47.041	Engineering		59,766	
Direct	CBET-2053370	47.041	Engineering		5,839	
Direct	CCF 1617771 Mod 004	47.070	Computer and Information Science and Engineering		66,064	
Direct	CCF 1617884	47.070	Computer and Information Science and Engineering		122	
Direct	CCF 1628929-Amd 005	47.070	Computer and Information Science and Engineering		14,961	
Direct	CCF 1651881 am 004	47.070	Computer and Information Science and Engineering		92,661	
Direct	CCF 1725420	47.070	Computer and Information Science and Engineering		23,673	
Direct	CCF 1816406 Am 1	47.070	Computer and Information Science and Engineering		13,974	
Direct	CCF 1901134	47.070	Computer and Information Science and Engineering		247,795	
Direct	CCF 1907785	47.070	Computer and Information Science and Engineering		142,299	
Direct	CCF 2045237 Am 2	47.070	Computer and Information Science and Engineering		15,633	
Direct	CCF-1553042 am 4	47.070	Computer and Information Science and Engineering		100,846	
Direct	CCF-1910385	47.070	Computer and Information Science and Engineering		53,653	
Direct	CCF-1954749-Amendment #3	47.070	Computer and Information Science and Engineering		41,632	
Direct	CCF-2036064	47.070	Computer and Information Science and Engineering	COVID-19	44,733	
Direct	CCF-2123987	47.070	Computer and Information Science and Engineering		37,335	
Direct	CHE 1665389	47.049	Mathematical and Physical Sciences		14,835	
Direct	CHE 1807330	47.049	Mathematical and Physical Sciences		163,762	
Direct	CHE 1942223	47.049	Mathematical and Physical Sciences		92,938	
Direct	CHE 1954751	47.049	Mathematical and Physical Sciences		203,660	
Direct	CHE 2003199	47.049	Mathematical and Physical Sciences		213,621	
Direct	CHE 2051087	47.049	Mathematical and Physical Sciences		67,278	7,412
Direct	CHE 2149978	47.049	Mathematical and Physical Sciences		30,084	
Direct	CHE 2203750	47.049	Mathematical and Physical Sciences		959	
Direct	CHE-1552849 Am 002	47.049	Mathematical and Physical Sciences		62,999	
Direct	CHE-1904071	47.049	Mathematical and Physical Sciences		89,502	
Direct	CHE-1904858	47.049	Mathematical and Physical Sciences		192,031	
Direct	CHE-1955186	47.049	Mathematical and Physical Sciences		248,766	
Direct	CHE-2003246	47.049	Mathematical and Physical Sciences		148,682	
Direct	CHE-2102095	47.049	Mathematical and Physical Sciences		140,179	
Direct	CHE-2107427	47.049	Mathematical and Physical Sciences		153,432	
Direct	CMMI - 1742823	47.041	Engineering		103,976	
Direct	CMMI 1661666	47.041	Engineering		10,163	
Direct	CMMI 1727757	47.041	Engineering		162,581	
Direct	CMMI 1760689	47.041	Engineering		113,203	
Direct	CMMI 1831140	47.041	Engineering		384,700	43,657

(Continued)

UNIVERSITY OF MINNESOTA

SCHEDULE OF EXPENDITURES OF FEDERAL AWARDS
FOR THE YEAR ENDED JUNE 30, 2022

Cluster, Agency, Subagency, Direct/Pass-through, Pass-through Entity	Award #	ALN#	ALN Program Title	COVID-19	Federal Expenditures	Subrecipient Expenditures
Direct	CMMI 2100765	47.041	Engineering		\$ 38,724	\$ -
Direct	CMMI-1935514	47.041	Engineering		52,021	
Direct	CMMI-2038403	47.041	Engineering		421,762	
Direct	CMMI-2038559	47.041	Engineering		70,418	
Direct	CMMI-2112894	47.041	Engineering		30,621	
Direct	CMMI-2122856	47.041	Engineering		96,615	
Direct	CMR 1725272	47.049	Mathematical and Physical Sciences		114,030	
Direct	CNS - 1618339	47.070	Computer and Information Science and Engineering		14,350	
Direct	CNS - 1737633 Amendment Number 002	47.070	Computer and Information Science and Engineering		376,026	301,330
Direct	CNS - 1915122 Amd 05	47.070	Computer and Information Science and Engineering		85,092	
Direct	CNS 1812537	47.070	Computer and Information Science and Engineering		341,230	
Direct	CNS 1814322	47.070	Computer and Information Science and Engineering		47,888	
Direct	CNS 1814753	47.070	Computer and Information Science and Engineering		68,204	
Direct	CNS 1815757	47.070	Computer and Information Science and Engineering		97,291	
Direct	CNS 1829156 Amd Number 003	47.070	Computer and Information Science and Engineering		130,050	
Direct	CNS 1901103	47.070	Computer and Information Science and Engineering		41,389	
Direct	CNS 1919631-Amendment #4	47.070	Computer and Information Science and Engineering		262,972	
Direct	CNS 1919965	47.070	Computer and Information Science and Engineering		306,448	
Direct	CNS 1931208	47.070	Computer and Information Science and Engineering		151,735	
Direct	CNS 1939033-Amendment #3	47.070	Computer and Information Science and Engineering		445,342	
Direct	CNS 2016397	47.070	Computer and Information Science and Engineering		47,025	
Direct	CNS 2042836	47.070	Computer and Information Science and Engineering		14,034	
Direct	CNS 2106771	47.070	Computer and Information Science and Engineering		127,231	
Direct	CNS 2128489	47.070	Computer and Information Science and Engineering		56,998	
Direct	CNS-1338042	47.070	Computer and Information Science and Engineering		1,000	
Direct	CNS-1617729	47.070	Computer and Information Science and Engineering		20,153	
Direct	CNS-1646543	47.070	Computer and Information Science and Engineering		4,673	
Direct	CNS-1836772-Amendment 3	47.070	Computer and Information Science and Engineering		120,506	
Direct	CNS-1908566-003	47.070	Computer and Information Science and Engineering		131,272	
Direct	CNS-1916726	47.070	Computer and Information Science and Engineering		12,135	
Direct	CNS-2000302	47.070	Computer and Information Science and Engineering		115,106	
Direct	CNS-2003033	47.070	Computer and Information Science and Engineering		49,192	
Direct	CNS-2027596	47.070	Computer and Information Science and Engineering		107,805	61,696
Direct	CNS-2045478	47.070	Computer and Information Science and Engineering		61,292	
Direct	CNS-2050540	47.070	Computer and Information Science and Engineering		100,734	
Direct	CNS-2103256 Am 1	47.070	Computer and Information Science and Engineering		377,531	133,180
Direct	CNS-2106090	47.070	Computer and Information Science and Engineering		66,500	
Direct	DBI 2042159 Am 2	47.074	Biological Sciences		233,940	
Direct	DBI-1919462 Am.001	47.074	Biological Sciences		95,678	32,774
Direct	DBI-2018592	47.074	Biological Sciences		11,698	
Direct	DBI-2021898 Amendment 004	47.074	Biological Sciences		1,813,518	689,571
Direct	DEB - 1556529 Amendment 004	47.074	Biological Sciences		86,297	
Direct	DEB 1654609 Amendment 001	47.074	Biological Sciences		37,760	
Direct	DEB 1655559 Amd 02	47.074	Biological Sciences		2,014	
Direct	DEB 1753621 Amendment 002	47.074	Biological Sciences		(5)	
Direct	DEB 1753859 Amd No. 04	47.074	Biological Sciences		72,329	
Direct	DEB 1754026	47.074	Biological Sciences		61,058	
Direct	DEB 1754246 Amendment 001	47.074	Biological Sciences		280,752	
Direct	DEB 2017843	47.074	Biological Sciences		128,801	
Direct	DEB 2019518	47.074	Biological Sciences		124,041	
Direct	DEB 2045382 Amendment 002	47.074	Biological Sciences		790,744	
Direct	DEB 2045610-Amendment #1	47.074	Biological Sciences		170,792	
Direct	DEB 2050455-Amendment 003	47.074	Biological Sciences		125,851	
Direct	DEB 2106069	47.074	Biological Sciences		8,934	
Direct	DEB 2113746 Amendment 001	47.074	Biological Sciences		13,927	
Direct	DEB 2113784	47.074	Biological Sciences		23,636	
Direct	DEB 2129312	47.074	Biological Sciences		63,057	
Direct	DEB 2129332	47.074	Biological Sciences		136,272	
Direct	DEB-1555997 Amendment 004	47.074	Biological Sciences		1,039	
Direct	DEB-1845334 Am. 4	47.074	Biological Sciences		175,026	

(Continued)

UNIVERSITY OF MINNESOTA

SCHEDULE OF EXPENDITURES OF FEDERAL AWARDS
FOR THE YEAR ENDED JUNE 30, 2022

Cluster, Agency, Subagency, Direct/Pass-through, Pass-through Entity	Award #	ALN#	ALN Program Title	COVID-19	Federal Expenditures	Subrecipient Expenditures
Direct	DGE 1922512	47.076	Education and Human Resources		\$ 636,620	\$ -
Direct	DGE-1840377, Amend. 2	47.076	Education and Human Resources		39,207	
Direct	DMR 1654318 am 4	47.049	Mathematical and Physical Sciences		87,114	
Direct	DMR 1741801	47.049	Mathematical and Physical Sciences		78,203	
Direct	DMR 1801993	47.049	Mathematical and Physical Sciences		181,360	
Direct	DMR 1806419	47.049	Mathematical and Physical Sciences		213,386	
Direct	DMR 1807124	47.049	Mathematical and Physical Sciences		13,669	
Direct	DMR 1838977	47.049	Mathematical and Physical Sciences		100,223	
Direct	DMR 1852044	47.049	Mathematical and Physical Sciences		57,960	
Direct	DMR 1929311	47.049	Mathematical and Physical Sciences		118,695	
Direct	DMR 1944498-Amendment #2	47.049	Mathematical and Physical Sciences		159,565	
Direct	DMR 1944557	47.049	Mathematical and Physical Sciences		67,006	
Direct	DMR 2002817 Am 2	47.049	Mathematical and Physical Sciences		30,343	
Direct	DMR 2003668	47.049	Mathematical and Physical Sciences		127,836	
Direct	DMR 2003706-Amendment #1	47.049	Mathematical and Physical Sciences		120,397	
Direct	DMR 2011401 Am 2	47.049	Mathematical and Physical Sciences		3,153,876	
Direct	DMR 2037654	47.049	Mathematical and Physical Sciences		123,927	
Direct	DMR 2046020	47.049	Mathematical and Physical Sciences		73,402	
Direct	DMR 2103630	47.049	Mathematical and Physical Sciences		232,472	
Direct	DMR 2103704 Am 1	47.049	Mathematical and Physical Sciences		43,920	
Direct	DMR-1420013	47.049	Mathematical and Physical Sciences		122,092	
Direct	DMR-1554609	47.049	Mathematical and Physical Sciences		47,682	
Direct	DMR-1608937 Am 1	47.049	Mathematical and Physical Sciences		20,253	
Direct	DMR-1708287	47.049	Mathematical and Physical Sciences		1,868	
Direct	DMR-1719692-Amendment #2	47.049	Mathematical and Physical Sciences		80,381	
Direct	DMR-1904853	47.049	Mathematical and Physical Sciences		198,563	
Direct	DMR-1921629	47.049	Mathematical and Physical Sciences		231,910	
Direct	DMR-1922165	47.049	Mathematical and Physical Sciences		233,482	
Direct	DMR-2003454	47.049	Mathematical and Physical Sciences		260,244	
Direct	DMS - 1953962	47.049	Mathematical and Physical Sciences		4,611	
Direct	DMS 1665007	47.049	Mathematical and Physical Sciences		4,907	
Direct	DMS 1712564	47.049	Mathematical and Physical Sciences		13,406	
Direct	DMS 1752184 Am 003	47.070	Computer and Information Science and Engineering		64,942	
Direct	DMS 1839077	47.049	Mathematical and Physical Sciences		149,111	50,487
Direct	DMS 1912048	47.049	Mathematical and Physical Sciences		84,844	
Direct	DMS 1912646	47.049	Mathematical and Physical Sciences		85,957	
Direct	DMS 1949896	47.049	Mathematical and Physical Sciences		70,309	
Direct	DMS 2000288-Amendment #2	47.049	Mathematical and Physical Sciences		63,489	
Direct	DMS 2000940	47.049	Mathematical and Physical Sciences		25,073	
Direct	DMS 2052465-03	47.049	Mathematical and Physical Sciences		53,307	
Direct	DMS 2112887	47.049	Mathematical and Physical Sciences		23,796	
Direct	DMS 2134148	47.049	Mathematical and Physical Sciences		39,253	
Direct	DMS-1853357-Amendment #1	47.049	Mathematical and Physical Sciences		129,974	
Direct	DMS-1902903	47.049	Mathematical and Physical Sciences		186,506	105,294
Direct	DMS-1906129	47.049	Mathematical and Physical Sciences		82,969	
Direct	DMS-1907391 Amendment #1	47.049	Mathematical and Physical Sciences		178,118	
Direct	DMS-1916013	47.049	Mathematical and Physical Sciences		22,897	
Direct	DMS-1916014	47.049	Mathematical and Physical Sciences		55,462	
Direct	DMS-1944925-Amendment #2	47.049	Mathematical and Physical Sciences		71,928	
Direct	DMS-1945179-Amendment #2	47.049	Mathematical and Physical Sciences		85,322	
Direct	DMS-1956092	47.049	Mathematical and Physical Sciences		88,478	
Direct	DMS-2001101	47.049	Mathematical and Physical Sciences		63,452	
Direct	DMS-2001257-Amendment #2	47.049	Mathematical and Physical Sciences		56,840	
Direct	DMS-2006731	47.049	Mathematical and Physical Sciences		47,941	
Direct	DMS-2009352	47.049	Mathematical and Physical Sciences		27,113	
Direct	DMS-2011324	47.049	Mathematical and Physical Sciences		78,572	
Direct	DMS-2015550-Amendment #2	47.049	Mathematical and Physical Sciences		49,235	
Direct	DMS-2016216 Amendment No. 001	47.049	Mathematical and Physical Sciences		26,879	
Direct	DMS-2053288	47.049	Mathematical and Physical Sciences		27,614	
Direct	DMS-2054606	47.049	Mathematical and Physical Sciences		82,801	

(Continued)

UNIVERSITY OF MINNESOTA

SCHEDULE OF EXPENDITURES OF FEDERAL AWARDS
FOR THE YEAR ENDED JUNE 30, 2022

Cluster, Agency, Subagency, Direct/Pass-through, Pass-through Entity	Award #	ALN#	ALN Program Title	COVID-19	Federal Expenditures	Subrecipient Expenditures
Direct	DMS-2101392	47.049	Mathematical and Physical Sciences		\$ 51,570	\$ -
Direct	DMS-2124913	47.049	Mathematical and Physical Sciences		31,204	
Direct	DMS-2206872	47.049	Mathematical and Physical Sciences		14,216	
Direct	DRL - 1657088	47.076	Education and Human Resources		27,173	
Direct	DRL 1906654	47.076	Education and Human Resources		90,350	
Direct	DUE 1458060	47.076	Education and Human Resources		65,055	
Direct	DUE 1829157	47.076	Education and Human Resources		30,704	11,162
Direct	DUE 2045139	47.076	Education and Human Resources		28,270	
Direct	DUE 2111119 Amendment 001	47.076	Education and Human Resources		179,614	16,083
Direct	DUE 2141979	47.076	Education and Human Resources		900	
Direct	DUE-2000527 Am 001	47.076	Education and Human Resources		128,580	
Direct	DUE-2030342	47.076	Education and Human Resources		45,683	
Direct	EAR - 1727203	47.050	Geosciences		120,334	
Direct	EAR 1642268 Amd 06	47.050	Geosciences		363,430	
Direct	EAR 1660873 Amd 02	47.050	Geosciences		20,672	
Direct	EAR 1749727 Amendment 004	47.050	Geosciences		20,901	
Direct	EAR 1759071-04	47.050	Geosciences		56,457	
Direct	EAR 1827220-02	47.050	Geosciences		61,751	
Direct	EAR 1850683	47.050	Geosciences		27,460	
Direct	EAR 1903710	47.050	Geosciences		41,351	
Direct	EAR 1925506	47.050	Geosciences		32,027	
Direct	EAR 1944782 Am 2	47.050	Geosciences		166,513	
Direct	EAR 1944998	47.050	Geosciences		59,515	
Direct	EAR 1951112-02	47.050	Geosciences		1,413,251	
Direct	EAR 2016215	47.050	Geosciences		41,671	
Direct	EAR 2022433 _01	47.050	Geosciences		88,359	
Direct	EAR 2023061-001	47.050	Geosciences		28,491	
Direct	EAR 2044535 Am 002	47.050	Geosciences		39,398	
Direct	EAR 2046015-Amendment #1	47.050	Geosciences		15,347	
Direct	EAR 2054597	47.050	Geosciences		97,486	
Direct	EAR 2153786	47.050	Geosciences		85,520	
Direct	EAR-1338322-009	47.050	Geosciences		79,076	
Direct	EAR-1550787-Amendment #3	47.050	Geosciences		9,422	
Direct	EAR-1602788	47.050	Geosciences		41,611	
Direct	EAR-1624691	47.050	Geosciences		8,922	
Direct	EAR-1656969	47.050	Geosciences		3,909	
Direct	EAR-1754061	47.050	Geosciences		107,188	
Direct	EAR-1755805	47.050	Geosciences		43,205	
Direct	EAR-1803725 Amend 1 & 2	47.050	Geosciences		61,699	
Direct	EAR-1812752	47.050	Geosciences		5,197	
Direct	EAR-1813508	47.050	Geosciences		77,212	
Direct	EAR-1847612-02	47.050	Geosciences		37,136	
Direct	EAR-1849425	47.050	Geosciences		28,031	
Direct	EAR-1849465	47.050	Geosciences		18,405	
Direct	EAR-1904159	47.050	Geosciences		68,953	
Direct	EAR-1925884	47.050	Geosciences		87,316	
Direct	EAR-1946911-01	47.050	Geosciences		79,048	
Direct	EAR-1946945	47.050	Geosciences		4,632	
Direct	EAR-2003076	47.050	Geosciences		21,093	
Direct	EAR-2029645	47.050	Geosciences		46,712	
Direct	EAR-2039341	47.050	Geosciences		21,834	
Direct	EAR-2050893	47.050	Geosciences		10,771	
Direct	EAR-2054177	47.050	Geosciences		103,324	
Direct	EAR-2127476	47.050	Geosciences		30,970	
Direct	ECCS 1808160	47.041	Engineering		14,634	
Direct	ECCS 2045239 Am 2	47.041	Engineering		92,173	
Direct	ECCS-1509277	47.041	Engineering		39,520	
Direct	ECCS-1542202-Amendment #008	47.041	Engineering		18,133	
Direct	ECCS-1936560 Amendment #1	47.041	Engineering		236,388	
Direct	ECCS-2025124-Amendment #3	47.041	Engineering		1,278,381	

(Continued)

UNIVERSITY OF MINNESOTA

SCHEDULE OF EXPENDITURES OF FEDERAL AWARDS
FOR THE YEAR ENDED JUNE 30, 2022

Cluster, Agency, Subagency, Direct/Pass-through, Pass-through Entity	Award #	ALN#	ALN Program Title	COVID-19	Federal Expenditures	Subrecipient Expenditures
Direct	ECCS-2030096	47.041	Engineering	COVID-19	\$ 19,164	\$ -
Direct	ECCS-2102312 Amendment #1	47.041	Engineering		86,724	
Direct	ECCS-2126052	47.041	Engineering		32,965	
Direct	ECCS-2128593 ECCS-2128593 Amendment #1	47.041	Engineering		74,537	
Direct	EEC 1941543 Am 003	47.041	Engineering		3,833,026	2,077,012
Direct	EEC-1953396	47.041	Engineering		40,718	
Direct	EF 1934496	47.074	Biological Sciences		179,262	
Direct	EF 2022050	47.074	Biological Sciences		67,357	
Direct	EFMA 1741660	47.041	Engineering		226,419	66,856
Direct	GEO-1231325	47.050	Geosciences		(6,751)	(6,751)
Direct	gy1821266	47.049	Mathematical and Physical Sciences		13,007	
Direct	HRD 17112619	47.076	Education and Human Resources		478,988	177,253
Direct	ICER 2025156	47.050	Geosciences		43,346	
Direct	ICER 2127221	47.050	Geosciences		12,018	
Direct	ICER- 2129363	47.050	Geosciences		9,729	
Direct	ICER-2022931	47.050	Geosciences		63,515	
Direct	IIP - 2041968	47.041	Engineering		2,193	
Direct	IIP 1919036	47.041	Engineering		79,250	
Direct	IIP 2043044	47.041	Engineering		37,624	
Direct	IIP 2050871	47.041	Engineering		30,846	
Direct	IIP 2105866	47.041	Engineering		34,135	
Direct	IIP 2120068 NCE	47.041	Engineering		8,616	
Direct	IIP-1439622 Am 7	47.041	Engineering		71,855	
Direct	IIP-1439728 Am 11	47.041	Engineering		68,277	
Direct	IIP-1919190 Am 1	47.041	Engineering		86,400	
Direct	IIP-2016330	47.041	Engineering		130,016	
Direct	IIP-2016390-Amendment #3	47.041	Engineering		86,568	
Direct	IIP-2136350	47.041	Engineering		7,703	
Direct	IIS 1838159-Amendment #3	47.070	Computer and Information Science and Engineering		180,025	
Direct	IIS 1901099-Amendment #4	47.070	Computer and Information Science and Engineering		124,167	
Direct	IIS 1907855	47.070	Computer and Information Science and Engineering		134,484	
Direct	IIS 1908711	47.070	Computer and Information Science and Engineering		25,481	
Direct	IIS 1927190	47.070	Computer and Information Science and Engineering		135,470	
Direct	IIS 2006894- Amendment #3	47.070	Computer and Information Science and Engineering		126,835	
Direct	IIS-1328722 Amendment 005	47.070	Computer and Information Science and Engineering		63,276	
Direct	IIS-1704074 Am 001	47.070	Computer and Information Science and Engineering		177,779	177,152
Direct	IIS-1849107	47.070	Computer and Information Science and Engineering		63,782	
Direct	IIS-1901423-Amendment 5	47.070	Computer and Information Science and Engineering		213,942	
Direct	IIS-2011542	47.070	Computer and Information Science and Engineering		144,554	
Direct	IIS-2022894-Amendment #1	47.070	Computer and Information Science and Engineering		121,254	
Direct	IIS-2024581-Amendment #1	47.070	Computer and Information Science and Engineering		215,436	
Direct	IIS-2029535	47.070	Computer and Information Science and Engineering	COVID-19	52,078	
Direct	IIS-2040459	47.070	Computer and Information Science and Engineering	COVID-19	65,174	
Direct	IOS 1546727	47.074	Biological Sciences		221,294	171,737
Direct	IOS 1645460	47.074	Biological Sciences		156,989	
Direct	IOS 1844331	47.074	Biological Sciences		137,733	
Direct	IOS 1856724	47.074	Biological Sciences		134,934	
Direct	IOS 1933076	47.074	Biological Sciences		72,629	
Direct	IOS 1934384	47.074	Biological Sciences		787,070	419,144
Direct	IOS 2019304	47.074	Biological Sciences		35,904	
Direct	IOS 2022253 Amendment 001	47.074	Biological Sciences		135,854	
Direct	IOS 2029549	47.074	Biological Sciences		197,537	
Direct	IOS-1656318 Amendment 002	47.074	Biological Sciences		(18)	
Direct	IOS-1856744 Am 002	47.074	Biological Sciences		527,808	226,792
Direct	IOS-1914611 Amendment 001	47.074	Biological Sciences		36,563	
Direct	IOS-1933291	47.074	Biological Sciences		179,443	
Direct	IOS-1935351	47.074	Biological Sciences		196,616	
Direct	IOS-1935458	47.074	Biological Sciences		118,940	
Direct	IOS-2025297	47.074	Biological Sciences		349,945	
Direct	MCB - 1616854	47.074	Biological Sciences		17,093	

(Continued)

UNIVERSITY OF MINNESOTA

SCHEDULE OF EXPENDITURES OF FEDERAL AWARDS
FOR THE YEAR ENDED JUNE 30, 2022

Cluster, Agency, Subagency, Direct/Pass-through, Pass-through Entity	Award #	ALN#	ALN Program Title	COVID-19	Federal Expenditures	Subrecipient Expenditures
Direct	MCB 1715293	47.074	Biological Sciences		\$ 11,845	\$ -
Direct	MCB 1815584 Amendment 001	47.074	Biological Sciences		(13,807)	
Direct	MCB 1818293	47.074	Biological Sciences		127,372	
Direct	MCB 1901145	47.074	Biological Sciences		151,262	
Direct	MCB 2017932	47.074	Biological Sciences		42,028	
Direct	MCB 2148165	47.074	Biological Sciences		25,360	
Direct	MCB-1915154 Amd 002	47.074	Biological Sciences		161,794	
Direct	MCB-2042704 am 002	47.074	Biological Sciences		130,898	636
Direct	NSF-2123497	47.075	Social, Behavioral, and Economic Sciences		6,015	
Direct	NSF-2200907	47.070	Computer and Information Science and Engineering		3,469	
Direct	OAC 1835530	47.070	Computer and Information Science and Engineering		92,559	1,908
Direct	OAC 1934721-Amendment 001	47.070	Computer and Information Science and Engineering		168,886	
Direct	OAC 1938914	47.070	Computer and Information Science and Engineering		57,893	
Direct	OAC 2032010	47.070	Computer and Information Science and Engineering		9,583	
Direct	OAC 2037773	47.070	Computer and Information Science and Engineering		526,659	449,905
Direct	OAC-1916252	47.070	Computer and Information Science and Engineering		23,887	
Direct	OAC-1931304	47.070	Computer and Information Science and Engineering		127,291	
Direct	OAC-1939916	47.070	Computer and Information Science and Engineering		93,664	
Direct	OAC-2103627	47.070	Computer and Information Science and Engineering		65,140	
Direct	OCE - 1737368	47.050	Geosciences		66,279	
Direct	OCE 1736679	47.050	Geosciences		137,874	
Direct	OCE 1756558	47.050	Geosciences		26,493	
Direct	OCE-1635560	47.050	Geosciences		119,701	
Direct	OCE-1736677	47.050	Geosciences		35,967	
Direct	OCE-1822556 Amendment 005 & 006	47.050	Geosciences		335,685	
Direct	OCE-1822557 amend. 4	47.050	Geosciences		90,199	
Direct	OCE-1948646	47.050	Geosciences		7,133	
Direct	OCE-2044916	47.050	Geosciences		17,031	
Direct	OISE-2020174-Amendment #2	47.079	Office of International Science and Engineering		95,855	
Direct	OPP 1916982	47.078	Polar Programs		40,178	
Direct	OPP 2102294	47.078	Polar Programs		182,858	
Direct	OPP-1744989-02	47.050	Geosciences		33,598	
Direct	OPP-2001033	47.078	Polar Programs		4,774	
Direct	OPP-2032463-Amendment #1	47.078	Polar Programs		141,641	
Direct	PHY 1705603	47.049	Mathematical and Physical Sciences		49,303	
Direct	PHY 1806630	47.049	Mathematical and Physical Sciences		29,678	
Direct	PHY 1806798	47.049	Mathematical and Physical Sciences		6,809	
Direct	PHY 2010970 Am 3	47.049	Mathematical and Physical Sciences		74,905	
Direct	PHY 2011675-Amendment #2	47.049	Mathematical and Physical Sciences		32,673	
Direct	PHY 2049645	47.049	Mathematical and Physical Sciences		136,010	
Direct	PLR 1559691 14	47.078	Polar Programs		1,512,185	495,742
Direct	PLR 1638970 Am 6	47.050	Geosciences		319,317	
Direct	PLR-1419935 006 amend 12	47.050	Geosciences		219,073	
Direct	SES 1728056	47.075	Social, Behavioral, and Economic Sciences		53,751	
Direct	SES 1729117	47.075	Social, Behavioral, and Economic Sciences		77,823	
Direct	SES 1852842 Amd 3	47.075	Social, Behavioral, and Economic Sciences		1,331,463	
Direct	SES 2020863 Amendment 001	47.075	Social, Behavioral, and Economic Sciences		223,326	
Direct	SES 2048454	47.075	Social, Behavioral, and Economic Sciences	COVID-19	39,751	
Direct	SES-1825768 Am 1	47.075	Social, Behavioral, and Economic Sciences		176,053	12,555
Direct	SES-2032371	47.075	Social, Behavioral, and Economic Sciences	COVID-19	11,061	
Direct	SMA 1757390	47.075	Social, Behavioral, and Economic Sciences		54,086	
Direct	SMA 1829168	47.075	Social, Behavioral, and Economic Sciences		76,647	
Direct	SMA 1829255	47.075	Social, Behavioral, and Economic Sciences		76,376	54,699
Direct	TI 2042111	47.041	Engineering		80,552	
Passthrough:						
Aerosol Devices, Inc	1853240	47.070	Computer and Information Science and Engineering	COVID-19	5,302	
Berd LLC	No Award Number	47.041	Engineering		25,282	
Bscs Science Learning	18-006	47.076	Education and Human Resources		32,651	
California Institute of Technology	S386510 (Formerly 44E-1098314) Am 4	47.050	Geosciences		31	
Carnegie Mellon University	1122767-428510-Amendment #2	47.070	Computer and Information Science and Engineering		35,991	

(Continued)

UNIVERSITY OF MINNESOTA

SCHEDULE OF EXPENDITURES OF FEDERAL AWARDS
FOR THE YEAR ENDED JUNE 30, 2022

Cluster, Agency, Subagency, Direct/Pass-through, Pass-through Entity	Award #	ALN#	ALN Program Title	COVID-19	Federal Expenditures	Subrecipient Expenditures
Carnegie Mellon University	1123422-427030-Amendment #1	47.070	Computer and Information Science and Engineering		\$ 58,272	\$ -
Carnegie Mellon University	1123493-439541	47.070	Computer and Information Science and Engineering		136,118	
Cellulose Sciences International, Inc	RI 01	47.041	Engineering		88,548	
Clemson University	2271-206-2014423 Amd 03	47.041	Engineering		76,391	
Colorado State University	G-30111-01	47.049	Mathematical and Physical Sciences		13,863	
Columbia University	3(GG017158-01)/PO SAPO G16432	47.050	Geosciences		30,821	
Computing Research Association	2021-CIF-UMinnesota-63	47.070	Computer and Information Science and Engineering		55,504	
Computing Research Association	CIF2020-UMN-54	47.070	Computer and Information Science and Engineering		126,708	
Computing Research Association	CNS2123180-CRA-UMN	47.070	Computer and Information Science and Engineering		35,956	
Cornell University	76961-10788 and 76961- 10341	47.074	Biological Sciences		63,477	
Cornell University	79433-20663 Amd 3	47.049	Mathematical and Physical Sciences		57,357	
Cornerstone Genomics, LLC	2025936	47.041	Engineering		53,628	
Council of Graduate Schools	No Award Number	47.076	Education and Human Resources		4,059	
Florida Atlantic University	UR-K161 Am. 3	47.074	Biological Sciences		58,379	
Harvard University	124296-5117308	47.041	Engineering		92,772	
J. Craig Venter Institute	JCVI-18-019 Mod. 4	47.074	Biological Sciences		135,531	
Johns Hopkins University	157142 Am 2	47.050	Geosciences		19,190	
Johns Hopkins University	2003129510 Amd 05	47.075	Social, Behavioral, and Economic Sciences		24,807	
Loyola University of Chicago	521360-UMN	47.041	Engineering		23,524	
Macalester College	200098UMN	47.075	Social, Behavioral, and Economic Sciences		12,617	
Michigan State University	RC108100UMN Amd 4	47.074	Biological Sciences		109,079	
Missouri Botanical Garden	NSF08115UOMTC	47.074	Biological Sciences		5,165	
Missouri University of Science & Technology	00071609-01	47.050	Geosciences		1,801	
New Jersey Institute of Technology	997213 PO#UJPO06596	47.041	Engineering		28,689	
New York University	F1671-01	47.075	Social, Behavioral, and Economic Sciences		15,860	
Oregon State University	S2306F-L	47.078	Polar Programs		30,726	
Oregon State University	S2306L-K (wasS2306M-N) mod 2	47.078	Polar Programs		1,019	
Pasadena City College	B210058 / 2000281	47.076	Education and Human Resources		28,398	
Pennsylvania State University	5942-UM-NSF-4313	47.049	Mathematical and Physical Sciences		164,438	
Pennsylvania State University	5000995-NSF	47.049	Mathematical and Physical Sciences		18,492	
Princeton University	SUB0000265-3	47.070	Computer and Information Science and Engineering		62,615	
Princeton University	SUB0000351-Amendment #2	47.041	Engineering		70,103	
Purdue University	10001171-021	47.070	Computer and Information Science and Engineering		170	
Purdue University	10001765-036	47.079	Office of International Science and Engineering		9,871	
St Cloud State University	PO 73798/Req 106604097	47.076	Education and Human Resources		30,817	
Stanford University	61942785-134448 Am 5	47.049	Mathematical and Physical Sciences		240,242	
Texas A&M University	M2001694 Amd 2	47.074	Biological Sciences		25,464	
The University of Arizona	635186	47.076	Education and Human Resources		6,539	
The University of Arizona	Subaward #544293 Am 2	47.049	Mathematical and Physical Sciences		9,902	
The University of Georgia	SUB00002552	47.074	Biological Sciences		233,317	
The University of Georgia	SUB00002645	47.074	Biological Sciences		164,181	
The University of New Mexico	986136-87AC	47.074	Biological Sciences		11,947	
The University of Texas at El Paso	226101047F	47.050	Geosciences		2,358	
The University of Utah	10047899-MINN/PO U000152712	47.041	Engineering		80,918	
The University of Utah	10055084-S6 / PO U000270689 Am 1	47.049	Mathematical and Physical Sciences		140,509	
The University of Utah	Sub. 10043668-UMD	47.050	Geosciences		(4,183)	
TJB Medical Inc	Amd 1 NCE	47.041	Engineering		3,589	
Tulane University	TUL-SCC-559402-21/22	47.078	Polar Programs		15,763	
University of Illinois at Urbana-Champaign	083962-18474	47.076	Education and Human Resources		1,609	
University of Illinois at Urbana-Champaign	101043-18013	47.074	Biological Sciences		35,601	
University of Illinois at Urbana-Champaign	105883-18897	47.070	Computer and Information Science and Engineering		14,551	
University of North Carolina at Charlotte	2019-0737-01-UMN Am 3	47.070	Computer and Information Science and Engineering		12,733	
University of California, San Diego	109256450 MP invoice # S9002104 A3	47.049	Mathematical and Physical Sciences		101,104	
University of California, San Diego	703601 Amendment 001	47.074	Biological Sciences		12,287	
University of California, San Diego	79408827 (MP invoice #S9001468) Amd 005	47.074	Biological Sciences		46,775	
University of California, San Diego	KR 704751	47.083	Integrative Activities		19,964	
University of California, Berkeley	00010953	47.049	Mathematical and Physical Sciences		27,619	
University of California, Davis	A18-0585-S002-A01	47.075	Social, Behavioral, and Economic Sciences		13,579	
University of California, Santa Barbara	KK1989 Amendment 5	47.074	Biological Sciences		402,603	
University of Chicago	AWD102210 (SUB00000533)	47.049	Mathematical and Physical Sciences		91,666	

(Continued)

UNIVERSITY OF MINNESOTA

SCHEDULE OF EXPENDITURES OF FEDERAL AWARDS
FOR THE YEAR ENDED JUNE 30, 2022

Cluster, Agency, Subagency, Direct/Pass-through, Pass-through Entity	Award #	ALN#	ALN Program Title	COVID-19	Federal Expenditures	Subrecipient Expenditures
University of Florida	UFDSP00011886 Project P005335	47.075	Social, Behavioral, and Economic Sciences		\$ 987	\$ -
University of Hawaii at Manoa	MA1349	47.075	Social, Behavioral, and Economic Sciences		15,547	
University of Houston	R-22-0022	47.041	Engineering		14,508	
University of Illinois	106203-18650	47.070	Computer and Information Science and Engineering		13,356	
University of Maryland	84553-23275201	47.075	Social, Behavioral, and Economic Sciences		104,727	
University of Maryland, Baltimore	NSF00123-06	47.070	Computer and Information Science and Engineering		1,578	
University of Michigan	3004628722-01	47.041	Engineering		80,190	
University of Michigan	SUBK00012980/PO #3006840982	47.041	Engineering		12,150	
University of Notre Dame	PHY-1806631 - MN Sub	47.049	Mathematical and Physical Sciences		2,427	
University of South Dakota	UP1700296-UMN1 Am 5	47.079	Office of International Science and Engineering		80,543	
University of Texas Rio Grande Valley	1523577 (1)	47.049	Mathematical and Physical Sciences		70,896	
University of Texas Rio Grande Valley	1906885	47.076	Education and Human Resources		23,646	
University of Washington	UWSC 10747 / BPO #34724	47.041	Engineering		55,661	
University of Washington	UWSC12804 BOP: 56644	47.075	Social, Behavioral, and Economic Sciences		26,539	
University of Washington	UWSC12921 BPO 57905	47.078	Polar Programs		23,814	
University of Washington	UWSC13390 BPO 61866	47.070	Computer and Information Science and Engineering		10,603	
University of Wisconsin - Madison	000000846 Am 1	47.049	Mathematical and Physical Sciences		966,855	
Virginia Polytechnic Inst & State University	480467-19114-01	47.050	Geosciences		106,640	
Washington State University	133480 SPC001261	47.041	Engineering		18,518	
Peace Corps						
Direct	Req. 20200454 / Order No. 1145PC20P0039	45.C05	Contract-Peace Corps		609	
Social Security Administration						
Passthrough:						
University of Michigan	SUBK00014590 PO 3006261470 PO 3006261648	96.007	Social Security Research and Demonstration		27,670	
University of Wisconsin - Madison	0000001151	96.007	Social Security Research and Demonstration		38,208	
University of Wisconsin - Madison	0000001942	96.007	Social Security Research and Demonstration		4,685	
The Institute of Museum and Library Services						
Passthrough:						
Association of Science & Technology Centers	Communities for Immunity 2021 Grant	45.312	National Leadership Grants	COVID-19	4,997	
	Total Research and Development Cluster				<u>662,957,314</u>	<u>127,329,756</u>
Student Financial Assistance Cluster						
Department of Education						
Direct		84.007	Federal Supplemental Educational Opportunity Grants		4,478,603	
Direct		84.033	Federal Work-Study Program		2,756,624	
Direct		84.063	Federal Pell Grant Program		44,085,218	
Direct		84.268	Federal Direct Student Loans		312,412,890	
		84.379	Teacher Education Assistance for College and Higher Education Grants (TEACH Grants)		66,010	
		84.408	Postsecondary Education Scholarships for Veteran's Dependents		6,124	
Department of Health and Human Services						
		93.342	Health Professions Student Loans, Including Primary Care Loans/Loans for Disadvantaged Students		4,153,745	
	Total Student Financial Assistance Cluster				<u>367,959,214</u>	
477 Cluster						
Department of Health and Human Services, Administration for Children and Families						
Direct	90ET0495-01-04	93.569	Community Services Block Grant		52,987	5,372
Passthrough:						
MN Department of Health	No Award Number	93.558	Temporary Assistance for Needy Families		180,363	
MN Department of Human Services	GRK 135734	93.558	Temporary Assistance for Needy Families		4,983	
MN Department of Human Services	JPA 159788	93.558	Temporary Assistance for Needy Families		321,851	
	Total 477 Cluster				<u>560,184</u>	<u>5,372</u>

(Continued)

UNIVERSITY OF MINNESOTA

SCHEDULE OF EXPENDITURES OF FEDERAL AWARDS
FOR THE YEAR ENDED JUNE 30, 2022

Cluster, Agency, Subagency, Direct/Pass-through, Pass-through Entity	Award #	ALN#	ALN Program Title	COVID-19	Federal Expenditures	Subrecipient Expenditures
CCDF Cluster						
Department of Health and Human Services, Administration for Children and Families Direct	90YE0254-01-00	93.575	Child Care and Development Block Grant		\$ 40,446	\$ -
Direct	NS Prog-St of MN CARES Passthrough funding (PS Children's Programs)	93.575	Child Care and Development Block Grant	COVID-19	4,250	
Passthrough:						
Child Trends, Inc	17105.UMinnesota.01 Mod 1	93.575	Child Care and Development Block Grant		173,416	
MN Department of Human Services	114205 Am. No. 3	93.575	Child Care and Development Block Grant		26,626	
MN Department of Human Services	GRK 158658-02	93.575	Child Care and Development Block Grant		225,105	
MN Department of Human Services	GRK%197613/3000084743	93.596	Child Care Mandatory and Matching Funds of the Child Care and Development Fund		270,754	
MN Department of Human Services	No Award Number	93.575	Child Care and Development Block Grant		3,970	
MN Department of Human Services	NS Prog-St of MN CARES Passthrough funding (Child Development Center)	93.575	Child Care and Development Block Grant	COVID-19	75,406	
MN Department of Human Services	PTK% 201481 / 3000087205	93.575	Child Care and Development Block Grant		44,652	
MN Department of Human Services	PTK211449	93.575	Child Care and Development Block Grant		12,123	
University of Missouri	C00070722-1	93.575	Child Care and Development Block Grant		27,695	
	Total CCDF Cluster				<u>904,443</u>	<u>-</u>
Economic Development Cluster						
Department of Commerce, Economic Development Administration Direct	ED20CHI3070037	11.307	Economic Adjustment Assistance	COVID-19	134,391	
	Total Economic Development Cluster				<u>134,391</u>	<u>-</u>
Federal Transit Cluster						
Department of Transportation, Federal Transit Administration Passthrough: MN Metropolitan Council	SG-2019-009	20.507	Federal Transit Formula Grants		65,188	
	Total Federal Transit Cluster				<u>65,188</u>	<u>-</u>
Fish and Wildlife Cluster						
Department of the Interior, U.S. Fish and Wildlife Service Passthrough:						
MN Department of Natural Resources	190941 - T19298 - MC143989	15.611	Wildlife Restoration and Basic Hunter Education		653	
MN Department of Natural Resources	197011 - T19298 - MC143989	15.611	Wildlife Restoration and Basic Hunter Education		9,686	
MN Department of Natural Resources	SWIFT 160131 T-Number 19298	15.611	Wildlife Restoration and Basic Hunter Education		38,356	
MN Department of Natural Resources	SWIFT 197018	15.611	Wildlife Restoration and Basic Hunter Education		61,781	
MN Department of Natural Resources	SWIFT 197019	15.611	Wildlife Restoration and Basic Hunter Education		52,796	
MN Department of Natural Resources	SWIFT 197039	15.611	Wildlife Restoration and Basic Hunter Education		28,784	
MN Department of Natural Resources	SWIFT 197052	15.611	Wildlife Restoration and Basic Hunter Education		52,971	
MN Department of Natural Resources	SWIFT: 202102 under master 19298	15.611	Wildlife Restoration and Basic Hunter Education		71,349	
Wisconsin Dept of Natural Resources	P0 37000_0000018274	15.605	Sport Fish Restoration		44,085	
	Total Fish and Wildlife Cluster				<u>360,461</u>	<u>-</u>
Health Center Program Cluster						
Department of Health and Human Services, Health Resources and Services Administration						
Direct	1 H8DCS36068-01-01	93.224	Health Center Program (Community Health Centers, Migrant Health Centers, Health Care for the Homeless, and Public Housing Primary Care)	COVID-19	33,108	
Direct	1 H8FCS40905-01-00	93.224	Health Center Program (Community Health Centers, Migrant Health Centers, Health Care for the Homeless, and Public Housing Primary Care)	COVID-19	1,548,941	
Direct	5H80CS00241-21-02	93.224	Health Center Program (Community Health Centers, Migrant Health Centers, Health Care for the Homeless, and Public Housing Primary Care)		2,307,328	
	Total Health Center Program Cluster				<u>3,889,377</u>	<u>-</u>

(Continued)

UNIVERSITY OF MINNESOTA

SCHEDULE OF EXPENDITURES OF FEDERAL AWARDS
FOR THE YEAR ENDED JUNE 30, 2022

Cluster, Agency, Subagency, Direct/Pass-through, Pass-through Entity	Award #	ALN#	ALN Program Title	COVID-19	Federal Expenditures	Subrecipient Expenditures
Highway Planning and Construction Cluster						
Department of Transportation, Federal Highway Administration						
Passthrough:						
MN Department of Transportation	1003325 WO 132 am 1	20.205	Highway Planning and Construction		\$ (518)	\$ -
MN Department of Transportation	1003325 WO 136 Am 2	20.205	Highway Planning and Construction		70,036	
MN Department of Transportation	1035427 Am 2	20.205	Highway Planning and Construction		68,071	
MN Department of Transportation	1036215	20.205	Highway Planning and Construction		12,681	
MN Department of Transportation	1036217	20.205	Highway Planning and Construction		54,108	
MN Department of Transportation	1036342 WO 23	20.205	Highway Planning and Construction		21,427	
MN Department of Transportation	1036342 WO 24	20.205	Highway Planning and Construction		18,132	
MN Department of Transportation	1036342 WO 37	20.205	Highway Planning and Construction		11,407	
MN Department of Transportation	1036342 WO 6 Federal Project TPF-5(455)	20.205	Highway Planning and Construction		429,955	
MN Department of Transportation	1036342 Work Order 11	20.205	Highway Planning and Construction		57,603	
MN Department of Transportation	1036342 Work Order 13	20.205	Highway Planning and Construction		35,897	
MN Department of Transportation	1036342 Work Order 15	20.205	Highway Planning and Construction		57,610	8,640
MN Department of Transportation	1036342 Work Order 16	20.205	Highway Planning and Construction		38,029	
MN Department of Transportation	1036342 Work Order 22	20.205	Highway Planning and Construction		51,504	
MN Department of Transportation	1036342/ WO 27-Amendment #1	20.205	Highway Planning and Construction		125,048	
MN Department of Transportation	Contract #1036342/ Work Order #41	20.205	Highway Planning and Construction		23,425	
MN Department of Transportation	Contract:1036342/ WO: 42	20.205	Highway Planning and Construction		2,054	
MN Department of Transportation	MndOT Agreement No. 1036299	20.205	Highway Planning and Construction		68,043	
MN Metropolitan Council	MndOT Contract No. 1045432	20.205	Highway Planning and Construction		28,956	
North Jersey Transportation Planning Authority	SG-2021-021	20.205	Highway Planning and Construction		14,849	
	TASK NO.: 22/307-02	20.205	Highway Planning and Construction		69,764	
Total Highway Planning and Construction Cluster					<u>1,258,081</u>	<u>8,640</u>
Highway Safety Cluster						
Department of Transportation, National Highway Traffic Safety Administration						
Passthrough:						
City of Duluth	Damion # 2020-14193, 24005	20.600	State and Community Highway Safety		7,085	
City of Duluth	Damion #2021-1485	20.600	State and Community Highway Safety		4,178	
MN Department of Public Safety	A-ADMIN20-2020-UMREGENTS-002	20.600	State and Community Highway Safety		23,078	
MN Department of Public Safety	A-ADMIN22-2022-UMREGENTS-003	20.600	State and Community Highway Safety		65,292	
MN Department of Public Safety	PT_176026_PO_3-73043	20.600	State and Community Highway Safety		83,412	
Total Highway Safety Cluster					<u>183,045</u>	<u>-</u>
SNAP Cluster						
Department of Agriculture, Food and Nutrition Service						
Passthrough:						
MN Department of Human Services	GRK%165331	10.561	State Administrative Matching Grants for the Supplemental Nutrition Assistance Program		6,384,396	
Total SNAP Cluster					<u>6,384,396</u>	<u>-</u>
Special Education Cluster (IDEA)						
Department of Education, Office of Special Education and Rehabilitative Services						
Passthrough:						
MN Department of Education	Contract #208010, PO#26392	84.027	Special Education Grants to States		55,454	
MN Department of Education	SWIFT Contract No: 178457 Am 1	84.173	Special Education Preschool Grants		116,618	
Total Special Education Cluster (IDEA)					<u>172,072</u>	<u>-</u>

(Continued)

UNIVERSITY OF MINNESOTA

**SCHEDULE OF EXPENDITURES OF FEDERAL AWARDS
FOR THE YEAR ENDED JUNE 30, 2022**

Cluster, Agency, Subagency, Direct/Pass-through, Pass-through Entity	Award #	ALN#	ALN Program Title	COVID-19	Federal Expenditures	Subrecipient Expenditures
TRIO Cluster						
Department of Education, Office of Postsecondary Education						
Direct	P042A160173-19 Mod 5	84.042	TRIO Student Support Services		\$ 82,339	\$ -
Direct	P042A200469-Action #3	84.042	TRIO Student Support Services		237,667	
Direct	P042A210588	84.042	TRIO Student Support Services		290,805	
Direct	P047A170735	84.047	TRIO Upward Bound		669,743	
Direct	P047A190626-21 Action 5	84.047	TRIO Upward Bound		685,532	
Direct	P217A170152-20 Action 6	84.217	TRIO McNair Post-Baccalaureate Achievement		331,702	
Direct	P217A170298 - 20 action 9	84.217	TRIO McNair Post-Baccalaureate Achievement		218,767	
	Total TRIO Cluster				<u>2,516,555</u>	<u>-</u>
	Total Clustered Programs				<u>1,047,344,721</u>	<u>127,343,768</u>
NON CLUSTERED PROGRAMS						
Auxiliary						
Department of Transportation, Federal Transit Administration						
Passthrough:						
MN Metropolitan Council	NS Prog-CARES ACT - Other (Campus Bus Operations)	20.507	Federal Transit Formula Grants	COVID-19	<u>890,912</u>	<u>-</u>
	Total Auxiliary				<u>890,912</u>	<u>-</u>
Education Stabilization Fund						
Department of Education						
Direct	HEERF-CARES Act - Asian American	84.425L	Higher Education Emergency Relief Fund (HEERF) Minority Serving Institutions (MSIs)	COVID-19	418,339	
Direct	HEERF-CARES Act - Institutional	84.425F	Higher Education Emergency Relief Fund (HEERF) Institutional Portion	COVID-19	26,007,594	
Direct	HEERF-CARES Act - Institutional	84.425F	Higher Education Emergency Relief Fund (HEERF) Institutional Portion	COVID-19	94,577	
Direct	HEERF-CARES Act - Native American	84.425L	Higher Education Emergency Relief Fund (HEERF) Minority Serving Institutions (MSIs)	COVID-19	391,391	
Direct	HEERF-CARES Act Funding - Student	84.425E	Higher Education Emergency Relief Fund (HEERF) Student Aid Portion	COVID-19	51,155,950	
Passthrough:						
MN Department of Education	210402 / PO 3000027309	84.425C	Governor's Emergency Education Relief (GEER) Fund	COVID-19	46,165	
MN Office of Higher Education	Contract No. 182879/Encumbrance No. 6398	84.425C	Governor's Emergency Education Relief (GEER) Fund	COVID-19	<u>1,080</u>	
	Total Education Stabilization Fund				<u>78,115,096</u>	<u>-</u>

(Continued)

UNIVERSITY OF MINNESOTA

**SCHEDULE OF EXPENDITURES OF FEDERAL AWARDS
FOR THE YEAR ENDED JUNE 30, 2022**

Cluster, Agency, Subagency, Direct/Pass-through, Pass-through Entity	Award #	ALN#	ALN Program Title	COVID-19	Federal Expenditures	Subrecipient Expenditures
Institutional Support Department of Homeland Security, Federal Emergency Management Agency Direct	FEMA Covid-19 Emergency Relief	97.036	Disaster Grants - Public Assistance (Presidentially Declared Disasters)	COVID-19	\$ 2,052,598	\$ -
	Total Institutional Support				2,052,598	-
Instruction Department of Agriculture, Foreign Agricultural Service Direct	FX21CO-10962R024	10.962	Cochran Fellowship Program-International Training-Foreign Participant		546	
Department of Agriculture, Forest Service Direct	2021 NASP	10.689	Community Forest and Open Space Conservation Program (CFP)		1,954	
Direct	2021 NASP 6140	10.689	Community Forest and Open Space Conservation Program (CFP)		1,954	
Direct	20-DG-11132762-352	10.684	International Forestry Programs		67,033	
Direct	6140	10.689	Community Forest and Open Space Conservation Program (CFP)		588	
Direct	6140	10.689	Community Forest and Open Space Conservation Program (CFP)		62,533	
Direct	6140	10.689	Community Forest and Open Space Conservation Program (CFP)		1,524	
Direct	6140/2470	10.689	Community Forest and Open Space Conservation Program (CFP)		12,101	
Department of Agriculture, National Institute of Food and Agriculture Direct	Non Spon Hatch Act Fund Appr	10.203	Payments to Agricultural Experiment Stations Under the Hatch Act		360,695	
Direct	2019-38413-29022	10.220	Higher Education - Multicultural Scholars Grant Program		58,000	
Direct	2020-70024-32376	10.336	Veterinary Services Grant Program		51,199	3,494
Direct	2021-38420-34075	10.210	Higher Education-Graduate Fellowships Grant Program		20,412	
Direct	2021-70003-35422	10.217	Higher Education - Institution Challenge Grants Program		19,593	
Direct	2021-70003-35498	10.217	Higher Education - Institution Challenge Grants Program		41,953	
Passthrough: Iowa State University	416-23-31A / 2017-70003-26376	10.217	Higher Education - Institution Challenge Grants Program		12,311	
University of Wisconsin - Madison	0000001905	10.215	Sustainable Agriculture Research and Education		4,726	
Department of Commerce, National Oceanic and Atmospheric Administration Direct	NA220AR4170080	11.417	Sea Grant Support		27,407	
Department of Defense Passthrough: Institute of International Education	0054-UMN-14-CHN-280-P08/3000187732	12.550	The Language Flagship Grants to Institutions of Higher Education		(14,672)	
Institute of International Education	0054-UMN-14-SSC-280-P07_VP	12.550	The Language Flagship Grants to Institutions of Higher Education		(33,513)	
Institute of International Education	0054-UMN-14-SSC-280-PO9/ 3000209108	12.550	The Language Flagship Grants to Institutions of Higher Education		117,444	
Institute of International Education	BOR21-UMN-14-CHN-PO1/3000216623	12.550	The Language Flagship Grants to Institutions of Higher Education		292,912	
Department of Education Passthrough: Minneapolis Public Schools Spec Dist #1	MAS-10078	84.CXX	Contract-Department of Education		22,002	
Department of Education, Office of Elementary and Secondary Education Direct	T365Z160084 - 19 Action 8	84.365	English Language Acquisition State Grants		329,335	
Direct	T365Z160115 Mod 9	84.365	English Language Acquisition State Grants		289,049	5,432
Department of Education, Office of Postsecondary Education Direct	P200A180089 Action 6	84.200	Graduate Assistance in Areas of National Need		53,056	
Department of Energy Passthrough: MN Department of Commerce	189920 / PO 3-13975	81.CXX	Contract-Department of Energy		122,503	
Department of Health and Human Services, Administration for Children and Families Passthrough: MN Department of Human Services	GRK 129722-Amendment #6	93.658	Foster Care Title IV-E		352,447	308,124
MN Department of Human Services	GRK 129722-Amendment #6	93.658	Foster Care Title IV-E		1,916,240	
MN Department of Human Services	JPK 160374-Amendment 4	93.658	Foster Care Title IV-E		162,056	
Department of Health and Human Services, Agency for Healthcare Research and Quality Direct	3T32HS000036-2951	93.225	National Research Service Awards Health Services Research Training		1,131	
Direct	5K12HS026379-04	93.226	Research on Healthcare Costs, Quality and Outcomes		673,976	395,446

(Continued)

UNIVERSITY OF MINNESOTA

SCHEDULE OF EXPENDITURES OF FEDERAL AWARDS
FOR THE YEAR ENDED JUNE 30, 2022

Cluster, Agency, Subagency, Direct/Pass-through, Pass-through Entity	Award #	ALN#	ALN Program Title	COVID-19	Federal Expenditures	Subrecipient Expenditures
Department of Health and Human Services, Centers for Disease Control and Prevention						
Direct	5 T42OH008434-15-03	93.262	Occupational Safety and Health Program		\$ 5,261	\$ 97
Direct	6 T42OH008434-16-03	93.262	Occupational Safety and Health Program		180,586	118,696
Direct	6T42OH008434-17-01	93.262	Occupational Safety and Health Program		1,455,521	114,948
Department of Health and Human Services, Health Resources and Services Administration						
Direct	5 K02HP30810-05-00	93.976	Primary Care Medicine and Dentistry Clinician Educator Career Development Awards		253,307	33,490
Direct	5 T20MCO7469-15-00	93.110	Maternal and Child Health Federal Consolidated Programs		15,000	
Direct	5 T32HP22239-10-01	93.186	National Research Service Award in Primary Care Medicine		245,521	
Direct	5 T73MC12835-14-00	93.110	Maternal and Child Health Federal Consolidated Programs		555,237	
Direct	5 T76MCO0005-66-00	93.110	Maternal and Child Health Federal Consolidated Programs		369,288	
Direct	5 T96HP42062-02-00	93.247	Advanced Nursing Education Workforce Grant Program		198,419	5,546
Direct	5A22HP30946-06-00	93.124	Nurse Anesthetist Traineeship		17,180	
Direct	5T08HP39285-02-01	93.925	Scholarships for Health Professions Students from Disadvantaged Backgrounds		376,500	
Direct	5T73MC12835-12-00	93.110	Maternal and Child Health Federal Consolidated Programs		14,702	
Direct	6 D85HP28496-05-03	93.059	Training in General, Pediatric, and Public Health Dentistry		30,345	
Direct	6T71MCO0006-44-03	93.110	Maternal and Child Health Federal Consolidated Programs		396,004	
Direct	M01HP31332-01-00	93.732	Mental and Behavioral Health Education and Training Grants		12,870	
Direct	T76MCO0005-63-00	93.110	Maternal and Child Health Federal Consolidated Programs		(3,245)	
Department of State, Bureau of Educational and Cultural Passthrough:						
Institute of International Education	3000222101	19.010	Academic Exchange Programs - Hubert H. Humphrey Fellowship Program		313,526	
International Research & Exchanges Board	FY22-YALI-PM-UMN-07	19.009	Academic Exchange Programs - Undergraduate Programs		44,414	
Department of State, Office of the Coordinator of U. S. Assistance To Europe and Eurasia Passthrough:						
American Councils for International Education	SK210020CA0029	19.900	AEECA/ESF PD Programs		34,371	
Department of Veterans Affairs						
Direct	NS Prog VA Res IPA's	64.UXX	Unid CFDA-Department of Veterans Affairs		24,547	
National Aeronautics and Space Administration						
Direct	0080NSSC18K1150 P00004	43.012	Space Technology		70,199	
Direct	80NSSC17K0158 P00005	43.012	Space Technology		4,154	
Direct	80NSSC19K1129 P00004	43.012	Space Technology		60,329	
	Total Instruction				<u>9,702,531</u>	<u>985,273</u>
Operations and Maintenance						
Department of Agriculture, National Institute of Food and Agriculture						
Direct	Non Spon Hatch Act Fund Appr-Plant Growth East New Pesticide	10.203	Payments to Agricultural Experiment Stations Under the Hatch Act		7,966	
	Total Operations and Maintenance				<u>7,966</u>	<u>-</u>
Public Service						
Agency for International Development						
Passthrough:						
FHI 360 Disaster Relief Fund	PO21000820	98.001	USAID Foreign Assistance for Programs Overseas		255,229	
Corporation for National and Community Service						
Direct	20SRNMN005	94.002	Retired and Senior Volunteer Program		48,120	
Department of Agriculture						
Direct	100-1005-200-00092	10.CXX	Contract-Department of Agriculture		16,963	
Direct	FSIS-C-28-2019	10.CXX	Contract-Department of Agriculture		20,023	
Direct	FSIS-C-28-2020	10.CXX	Contract-Department of Agriculture		138,768	

(Continued)

UNIVERSITY OF MINNESOTA

SCHEDULE OF EXPENDITURES OF FEDERAL AWARDS
FOR THE YEAR ENDED JUNE 30, 2022

Cluster, Agency, Subagency, Direct/Pass-through, Pass-through Entity	Award #	ALN#	ALN Program Title	COVID-19	Federal Expenditures	Subrecipient Expenditures
Department of Agriculture, Agricultural Marketing Service						
Passthrough:						
MN Department of Agriculture	167515 / PO 3000034004	10.170	Specialty Crop Block Grant Program - Farm Bill	\$	17,748	\$ -
MN Department of Agriculture	167516 / PO 30000034003	10.170	Specialty Crop Block Grant Program - Farm Bill		44,853	
MN Department of Agriculture	185101 / PO 3000037463	10.170	Specialty Crop Block Grant Program - Farm Bill		48,265	
MN Department of Agriculture	185104 / PO 3000037466	10.170	Specialty Crop Block Grant Program - Farm Bill		27,545	
MN Department of Agriculture	207311 / PO 3000041226	10.170	Specialty Crop Block Grant Program - Farm Bill		5,142	
MN Department of Agriculture	SWIFT 148656 / PO 3000029760	10.170	Specialty Crop Block Grant Program - Farm Bill		22,548	
MN Department of Agriculture	SWIFT No. 149093/PO 3000029855	10.170	Specialty Crop Block Grant Program - Farm Bill		3,775	
Department of Agriculture, Agricultural Research Service						
Direct	58-5062-1-002	10.001	Agricultural Research Basic and Applied Research		11,547	
Passthrough:						
Iowa State University	021220A	10.001	Agricultural Research Basic and Applied Research		9,123	
Department of Agriculture, Animal and Plant Health Inspection Service						
Direct	AP19VSNVSL00C036	10.025	Plant and Animal Disease, Pest Control, and Animal Care		3,780	
Direct	AP20PPQF000C455, 0001 Agr.#6000014666	10.025	Plant and Animal Disease, Pest Control, and Animal Care		26,027	
Direct	AP20VSD&B000C090	10.025	Plant and Animal Disease, Pest Control, and Animal Care		127,419	
Direct	AP21PPQF000C248	10.025	Plant and Animal Disease, Pest Control, and Animal Care		27,076	
Direct	AP21VSD&B000C084	10.025	Plant and Animal Disease, Pest Control, and Animal Care		141,476	
Direct	AP21VSD&B000C085	10.025	Plant and Animal Disease, Pest Control, and Animal Care		206,043	
Direct	AP22PPQF000C087	10.025	Plant and Animal Disease, Pest Control, and Animal Care		556	
Department of Agriculture, Economic Research Service						
Direct	58-3000-6-0037	10.250	Agricultural and Rural Economic Research, Cooperative Agreements and Collaborations		10,170	
Direct	59-1000-9-0023 Am 3	10.250	Agricultural and Rural Economic Research, Cooperative Agreements and Collaborations		17,583	
Department of Agriculture, Farm Service Agency						
Direct	2018-70026-28936	10.421	Indian Tribes and Tribal Corporation Loans		19,233	
Direct	27-015-0416007513	10.435	State Mediation Grants		233,891	
Direct	27-015-0416007513	10.435	State Mediation Grants		96,893	
Department of Agriculture, Food and Nutrition Service						
Passthrough:						
MN Department of Education	170324/PO 23511	10.575	Farm to School Grant Program		1,380	
Department of Agriculture, Foreign Agricultural Service						
Direct	FX177A-10960R007	10.960	Technical Agricultural Assistance		20,008	
Direct	FX207A-10960R012	10.960	Technical Agricultural Assistance		17,441	
Department of Agriculture, Forest Service						
Direct	17-DG-11420004-277	10.674	Wood Utilization Assistance		24,091	
Direct	19-DG-11420000-076	10.674	Wood Utilization Assistance		8,835	
Direct	21-DG-11094200-097	10.674	Wood Utilization Assistance		25,274	
Direct	21-DG-11094200-255	10.680	Forest Health Protection		9,334	
Passthrough:						
MN Department of Natural Resources	169962/3-164239	10.675	Urban and Community Forestry Program		(202)	
MN Department of Natural Resources	170204	10.678	Forest Stewardship Program		879	
Department of Agriculture, National Institute of Food and Agriculture						
Direct	Non Spon Hatch Act Fund Appr	10.203	Payments to Agricultural Experiment Stations Under the Hatch Act		6,473	
Direct	Non Spon Smith-Lever Fund Appr	10.511	Smith-Lever Funding (Various Programs)		9,115,084	
Direct	Non Spon RREA-NFF Fund Appr	10.515	Renewable Resources Extension Act and National Focus Fund Projects		51,719	
Direct	2014-38413-21825	10.220	Higher Education - Multicultural Scholars Grant Program		42,385	
Direct	2017-41580-26921	10.500	Cooperative Extension Service		96,640	
Direct	2017-70006-27278	10.329	Crop Protection and Pest Management Competitive Grants Program		58,080	
Direct	2018-41520-28908 Am 8	10.500	Cooperative Extension Service		934,620	355,753
Direct	2018-46100-28784	10.500	Cooperative Extension Service		21,074	
Direct	2018-70017-28605	10.311	Beginning Farmer and Rancher Development Program		14,137	13,989
Direct	2019-38640-29879	10.215	Sustainable Agriculture Research and Education		27,093	14,983
Direct	2019-41520-30099	10.500	Cooperative Extension Service		80,981	
Direct	2019-46100-30279	10.500	Cooperative Extension Service		101,035	28,612
Direct	2019-49400-30459	10.311	Beginning Farmer and Rancher Development Program		423,983	
Direct	2020-38414-32003 / 2020-01933	10.226	Secondary and Two-Year Postsecondary Agriculture Education Challenge Grants		77,243	22,944

(Continued)

UNIVERSITY OF MINNESOTA

SCHEDULE OF EXPENDITURES OF FEDERAL AWARDS
FOR THE YEAR ENDED JUNE 30, 2022

Cluster, Agency, Subagency, Direct/Pass-through, Pass-through Entity	Award #	ALN#	ALN Program Title	COVID-19	Federal Expenditures	Subrecipient Expenditures
Direct	2020-38504-32480	10.319	Farm Business Management and Benchmarking Competitive Grants Program	\$	294,850	\$ 52,919
Direct	2020-38640-31522	10.215	Sustainable Agriculture Research and Education National Food Safety Training, Education, Extension, Outreach, and		18,915	
Direct	2020-70020-33023 / 2021-03496	10.328	Technical Assistance Competitive Grants Program		113,070	36,260
Direct	2021-37624-35415	10.304	Homeland Security Agricultural Farm Business Management and Benchmarking Competitive Grants Program		212,889	
Direct	2021-38504-35827-Amendment #1	10.319	Program		201,837	29,910
Direct	2021-38640-34714 Am 3	10.215	Sustainable Agriculture Research and Education Renewable Resources Extension Act and National Focus Fund Projects		57,951	
Direct	2021-46401-35956	10.515	Projects		1,986	
Direct	2021-67023-34488	10.310	Agriculture and Food Research Initiative (AFRI)		118,880	
Direct	2021-68006-33837	10.310	Agriculture and Food Research Initiative (AFRI)		100,406	
Direct	2021-68014-35954	10.310	Agriculture and Food Research Initiative (AFRI)		28,897	3,616
Direct	2021-70006-35481	10.329	Crop Protection and Pest Management Competitive Grants Program		167,916	
Direct	2022-67037-36095	10.310	Agriculture and Food Research Initiative (AFRI)		31,750	
Direct	2022-67037-36640	10.310	Agriculture and Food Research Initiative (AFRI)		18,080	
Passthrough:						
Amherst H. Wilder Foundation	2017-33800-27060 Amendment 2	10.225	Community Food Projects		4,310	
Auburn University	20-HDFS-205212-UM	10.500	Cooperative Extension Service		137,076	
Extension Foundation	EXC1-2021-2080	10.229	Extension Collaborative on Immunization Teaching & Engagement Farm and Ranch Stress Assistance Network Competitive Grants Program		24,178	
Iowa State University	021546C	10.525	Program		10,891	
Iowa State University	022798D	10.200	Grants for Agricultural Research, Special Research Grants National Food Safety Training, Education, Extension, Outreach, and		16,390	
Iowa State University	0245751	10.328	Technical Assistance Competitive Grants Program National Food Safety Training, Education, Extension, Outreach, and		2,144	
Iowa State University	4163031C / 2018-70020-28877	10.328	Technical Assistance Competitive Grants Program		570	
Kansas State University	A00-0983-S100	10.500	Cooperative Extension Service		11,453	
Main Street Project	No Award Number	10.311	Beginning Farmer and Rancher Development Program Enhancing Agricultural Opportunities for Military Veterans		1,011	
Michigan Food & Farming Systems	No Award Number	10.334	Competitive Grants Program		15,951	
MN Department of Agriculture	SWIFT 203221 / PO 3000040584	10.525	Farm and Ranch Stress Assistance Network Competitive Grants Program		8,058	
South Dakota State University	3TC495	10.217	Higher Education - Institution Challenge Grants Program		13,999	
Texas A&M University	S18-0902-502013	10.217	Higher Education - Institution Challenge Grants Program Farm and Ranch Stress Assistance Network Competitive Grants Program		11,217	
University of Illinois	101598-18126	10.525	Program		110,811	
University of Missouri	C00073490-1	10.500	Cooperative Extension Service		14,047	
University of Nebraska-Lincoln	25-6324-0187-109	10.500	Cooperative Extension Service		31,381	
University of Nebraska-Lincoln	25-6324-0207-015	10.500	Cooperative Extension Service		1,587	
Department of Agriculture, Natural Resources Conservation Service						
Direct	NR183A750008G011 AMD 3	10.912	Environmental Quality Incentives Program		208,006	
Direct	NR183A750025C018	10.903	Soil Survey		37,712	
Direct	NR1874820002C002	10.902	Soil and Water Conservation		12,705	482
Department of Agriculture, Office of the Chief Economist						
Direct	58-0111-20-011	10.290	Agricultural Market and Economic Research		6,050	
Direct	58-0111-21-011	10.290	Agricultural Market and Economic Research		14,266	
Department of Agriculture, Risk Management Agency						
Direct	RMA22CPT0012076	10.460	Risk Management Education Partnerships		13,916	
Department of Agriculture, Rural Business Cooperative Service						
Direct	REAP prog-CON91356-M Pawlisch	10.868	Rural Energy for America Program		32,397	
Direct	138169065	10.351	Rural Business Development Grant		683	
Direct	138169065	10.868	Rural Energy for America Program		3,158	
Passthrough:						
Iowa State University	023108C	10.352	Value-Added Producer Grants		137,456	37,800
Department of Commerce, Economic Development Administration						
Direct	ED16CHI3030035	11.303	Economic Development Technical Assistance		49,272	
Direct	ED18CHI3030032	11.303	Economic Development Technical Assistance		35,684	
Direct	ED21CHI3030026	11.303	Economic Development Technical Assistance		90,216	

(Continued)

UNIVERSITY OF MINNESOTA

SCHEDULE OF EXPENDITURES OF FEDERAL AWARDS
FOR THE YEAR ENDED JUNE 30, 2022

Cluster, Agency, Subagency, Direct/Pass-through, Pass-through Entity	Award #	ALN#	ALN Program Title	COVID-19	Federal Expenditures	Subrecipient Expenditures
Department of Commerce, National Oceanic and Atmospheric Administration						
Direct	NA18OAR4170101 Amend. 19	11.417	Sea Grant Support		\$ 1,294,402	\$ -
Direct	NA19OAR4170388 Amend 2	11.417	Sea Grant Support		248,947	191,849
Direct	NA21OAR4170092 Amend 1	11.417	Sea Grant Support		89,559	
Direct	NA21OAR4170335	11.417	Sea Grant Support		38,439	
Direct	NA22OAR4170098	11.417	Sea Grant Support		7,081	
Passthrough:						
Arrowhead Regional Development Commission	199373	11.419	Coastal Zone Management Administration Awards		13,238	
MN Department of Natural Resources	190705 PO: 3-184640	11.419	Coastal Zone Management Administration Awards		673	
MN Department of Natural Resources	208723 PO 3_205292, proj 20-306-08	11.419	Coastal Zone Management Administration Awards		4,498	
Purdue University	F0008309702055 Amend 2	11.417	Sea Grant Support		20,716	
The Ohio State University	SPC-1000006059 GR125984	11.417	Sea Grant Support		27,081	
University of Illinois at Urbana-Champaign	097126-17818 amend 2	11.417	Sea Grant Support		9,238	
Department of Defense						
Direct	FA8810-17-P-0001	12.CXX	Contract-Department of Defense		278,362	
Direct	FA8810-22-P-0001	12.CXX	Contract-Department of Defense		33,928	
Passthrough:						
Purdue University	13000771-038-Mod-01	12.CXX	Contract-Department of Defense		31,598	
Department of Defense, Dept of the Navy						
Direct	N00014-19-1-2018 P00006	12.300	Basic and Applied Scientific Research		243,449	
Department of Education						
Passthrough:						
American Institutes for Research	0471000004/ 91990018C0046	84.CXX	Contract-Department of Education		1,413,990	669,379
Department of Education, Institute of Education Sciences						
Passthrough:						
MN Office of Higher Education	SWIFT 169718 / PO 6082	84.372	Statewide Longitudinal Data Systems		68,626	
Department of Education, Office of Elementary and Secondary Education						
Passthrough:						
University of California, Los Angeles	0070PYB345	84.368	Competitive Grants for State Assessments (formerly Grants for Enhanced Assessment Instruments)		98,915	
University of Wisconsin - Madison	0000000422-Modification #1	84.283	Comprehensive Centers		427,219	
Department of Education, Office of Postsecondary Education						
			National Resource Centers Program for Foreign Language and Area Studies or Foreign Language and International Studies Program and Foreign Language and Area Studies Fellowship Program			
Direct	P015B180116	84.015	Foreign Language and Area Studies Fellowship Program		257,017	
Direct	P017A200011-21 Action 5	84.017	International Research and Studies		45,744	
Direct	P031L200009	84.031	Higher Education Institutional Aid		248,471	
Direct	P031X200010	84.031	Higher Education Institutional Aid		262,290	
Direct	P031X200014 Action 18	84.031	Higher Education Institutional Aid		353,165	
Direct	P382B160009-19 Act 6	84.382	Strengthening Minority-Serving Institutions		102,126	
Passthrough:						
Central Lakes College	PO31F180002	84.031	Higher Education Institutional Aid		82,091	
Department of Education, Office of Special Education and Rehabilitative Services						
Direct	H325K150304 - 18	84.325	Special Education - Personnel Development to Improve Services and Results for Children with Disabilities		2,604	
Direct	H326G160001 -20 Action 17	84.326	Special Education Technical Assistance and Dissemination to Improve Services and Results for Children with Disabilities		1,821,801	839,702
Direct	H326Y170004 -19 action 7	84.326	Special Education Technical Assistance and Dissemination to Improve Services and Results for Children with Disabilities		2,658,020	1,394,391
Direct	H327S170015 -19 Action 8	84.327	Special Education Educational Technology Media, and Materials for Individuals with Disabilities		426,209	
Passthrough:						
MN Department of Education	SWIFT 101069 Am 2	84.181	Special Education-Grants for Infants and Families		(2,741)	
The University of Texas at Austin	UTA16-001046	84.326	Special Education Technical Assistance and Dissemination to Improve Services and Results for Children with Disabilities		32,339	
Vanderbilt University	UNIV 58780 PO# P19016116	84.325	Special Education - Personnel Development to Improve Services and Results for Children with Disabilities		7,212	

(Continued)

UNIVERSITY OF MINNESOTA

SCHEDULE OF EXPENDITURES OF FEDERAL AWARDS
FOR THE YEAR ENDED JUNE 30, 2022

Cluster, Agency, Subagency, Direct/Pass-through, Pass-through Entity	Award #	ALN#	ALN Program Title	COVID-19	Federal Expenditures	Subrecipient Expenditures
Department of Energy Passthrough: MN Department of Commerce Department of Energy, Office of Science Passthrough:	205378 / PO 3-14970	81.042	Weatherization Assistance for Low-Income Persons		\$ 8,156	\$ -
Pacific Northwest National Laboratory Department of Health and Human Services Direct Passthrough: The Lewin Group	562815 NS Prog DHHS-DHHS Res IPA Proj. # 01.05645.170/75FCMC19F0007 mod 4	81.C02 93.UXX 93.CXX	Contract-Department of Energy-Battelle-Pacific Northwest National Laboratory Unid CFDA-Department of Health and Human Services Contract-Department of Health and Human Services		33,335 294 112,542	
Department of Health and Human Services, Administration for Children and Families Direct Passthrough: MN Department of Health	90CT7004-05-00 Grant Agreement #108414 - Amendment 2	93.648 93.092	Child Welfare Research Training or Demonstration Affordable Care Act (ACA) Personal Responsibility Education Program Title V State Sexual Risk Avoidance Education (Title V State SRAE) Program		289,128 22,410	46,460
MN Department of Health MN Department of Health MN Department of Human Services	Grant Agreement 188585 Amendment 2 SWIFT Contract Number 200812 Amd 1 188961 / PO 3000082312	93.235 93.092 93.564	Affordable Care Act (ACA) Personal Responsibility Education Program Child Support Enforcement Research Refugee and Entrant Assistance State/Replacement Designee Administered Programs		56,299 56,086 18,182	
MN Department of Human Services	206987 am 1	93.566	Refugee and Entrant Assistance State/Replacement Designee Administered Programs		224,073	
MN Department of Human Services MN Department of Human Services MN Department of Human Services MN Department of Human Services MN Department of Human Services	208395 Contract 182096 Contract No. 203561 PO 3000088057 GRK 129752 JPK 206241	93.566 93.603 93.564 93.658 93.658	Adoption and Legal Guardianship Incentive Payments Child Support Enforcement Research Foster Care Title IV-E Foster Care Title IV-E Refugee and Entrant Assistance State/Replacement Designee Administered Programs		99,490 293,104 14,663 260,443 322,920	
MN Department of Human Services Ramsey County University at Albany, SUNY	JPK%_192995 SSD 20-047 UOFM INTERN 13-92519	93.566 93.658 93.648	Administered Programs Foster Care Title IV-E Child Welfare Research Training or Demonstration		65,048 57,320 170,336	
Department of Health and Human Services, Administration for Community Living (ACL) Direct	90ARCP0002-03-00	93.433	ACL National Institute on Disability, Independent Living, and Rehabilitation Research		(46)	
Direct	90ARCP0002-03-00	93.433	ACL National Institute on Disability, Independent Living, and Rehabilitation Research		33,831	
Direct	90ARCP0002-04-00	93.433	ACL National Institute on Disability, Independent Living, and Rehabilitation Research		75,068	
Direct	90DDC50035-01-00	93.632	University Centers for Excellence in Developmental Disabilities Education, Research, and Service	COVID-19	30,385	
Direct	90DDUC0070-04-01	93.632	University Centers for Excellence in Developmental Disabilities Education, Research, and Service		640,493	
Direct	90DDUC0070-04-01	93.632	University Centers for Excellence in Developmental Disabilities Education, Research, and Service		23,240	
Direct	90DNPA0001-03-01	93.631	Developmental Disabilities Projects of National Significance		152,928	70,670
Direct	90DNPA0001-04-00	93.631	Developmental Disabilities Projects of National Significance		349,972	36,228
Passthrough: Rush University Department of Health and Human Services, Agency for Healthcare Research and Quality	20062507-Sub02	93.631	Developmental Disabilities Projects of National Significance		52,830	
Direct	75Q80118F32007 / HHS29032007T	93.C03	Contract-Department of Health and Human Services-Agency for Health Care Policy and Research		83,301	
Direct	75Q80120D00008 / 75Q80120F32001	93.C03	Contract-Department of Health and Human Services-Agency for Health Care Policy and Research		112,195	15,497
Direct	75Q80120D00008 / T.O. 75Q80120F32002	93.C14	Contract-Department of Health and Human Services-Agency for Healthcare Research and Quality		85,701	
Direct	75Q80120D00008 / T.O. 75Q80121F32003	93.C14	Contract-Department of Health and Human Services-Agency for Healthcare Research and Quality		395,128	55,102
Direct	75Q80120D00008 / T.O. 75Q80121F32004	93.C14	Contract-Department of Health and Human Services-Agency for Healthcare Research and Quality		281,126	

(Continued)

UNIVERSITY OF MINNESOTA

SCHEDULE OF EXPENDITURES OF FEDERAL AWARDS
FOR THE YEAR ENDED JUNE 30, 2022

Cluster, Agency, Subagency, Direct/Pass-through, Pass-through Entity	Award #	ALN#	ALN Program Title	COVID-19	Federal Expenditures	Subrecipient Expenditures
Passthrough:						
Impaq International, LLC	Internal Contract # 2812 (prev # 2810)	93.C03	Contract-Department of Health and Human Services-Agency for Health Care Policy and Research		\$ 30,665	\$ -
The University of New Mexico Department of Health and Human Services, Centers for Disease Control and Prevention	3RJK7 Amend 5	93.C14	Contract-Department of Health and Human Services-Agency for Healthcare Research and Quality	COVID-19	275,052	
Direct	200-2016-92268 Order 0005	93.C05	Contract-Department of Health and Human Services-Centers for Disease Control		(12,390)	
Direct	200-2017-92107 / 75D30120F00004	93.C05	Contract-Department of Health and Human Services-Centers for Disease Control		51	
Direct	5NU58DP006910-02-00	93.334	The Healthy Brain Initiative: Technical Assistance to Implement Public Health Actions related to Cognitive Health, Cognitive Impairment, and Caregiving at the State and Local Levels		438,245	210,228
Direct	6 NU1ROT000005-01-03	93.391	Activities to Support State, Tribal, Local and Territorial (STLT) Health Department Response to Public Health or Healthcare Crises		103,707	69,190
Direct	6 NU53DD000007-03-01	93.998	Autism and Other Developmental Disabilities, Surveillance, Research, and Prevention		382,075	
Direct	6 U48DP006414-03-01, 02 & 03	93.135	Centers for Research and Demonstration for Health Promotion and Disease Prevention		695,646	
Direct	6U48DP006414-02-02	93.135	Centers for Research and Demonstration for Health Promotion and Disease Prevention	COVID-19	331,944	
Direct	75D30119D03754 Task Order 2004	93.C05	Contract-Department of Health and Human Services-Centers for Disease Control		60,215	
Direct	75D30119D03922 Order 4	93.C05	Contract-Department of Health and Human Services-Centers for Disease Control		53,624	
Direct	Contract 75D30121D12577/75D30121F00001	93.C05	Contract-Department of Health and Human Services-Centers for Disease Control		170,496	
Passthrough:						
American College Health Association, Inc	39	93.318	Protecting and Improving Health Globally: Building and Strengthening Public Health Impact, Systems, Capacity and Security		2,999	
American College of Obstetricians & Gyn	No Award Number	93.421	Strengthening Public Health Systems and Services through National Partnerships to Improve and Protect the Nation's Health		40,078	
Assoc of Univ Centers on Disabilities	#01-8817-22	93.421	Strengthening Public Health Systems and Services through National Partnerships to Improve and Protect the Nation's Health		111,349	
Assoc of Univ Centers on Disabilities	#03-8813-22	93.421	Strengthening Public Health Systems and Services through National Partnerships to Improve and Protect the Nation's Health		53,084	
Assoc of Univ Centers on Disabilities	#20-8814-22	93.421	Strengthening Public Health Systems and Services through National Partnerships to Improve and Protect the Nation's Health		29,121	
Assoc of Univ Centers on Disabilities	07-21-8815	93.421	Strengthening Public Health Systems and Services through National Partnerships to Improve and Protect the Nation's Health	COVID-19	37,588	
Assoc of Univ Centers on Disabilities	30-21-8814	93.421	Strengthening Public Health Systems and Services through National Partnerships to Improve and Protect the Nation's Health		40,484	
Council of State & Territorial Epidemiologists	PO 7757/NU380T000297	93.421	Strengthening Public Health Systems and Services through National Partnerships to Improve and Protect the Nation's Health	COVID-19	12,092	
Council of State & Territorial Epidemiologists Fairview Health Services	Purchase Order: 7475 CON000000037589	93.421 93.080	Strengthening Public Health Systems and Services through National Partnerships to Improve and Protect the Nation's Health Blood Disorder Program: Prevention, Surveillance, and Research	COVID-19	46,510 10,621	
International Organization for Migration MN Department of Health	UMN-IOM Service Agreement Am 2 141686, amendment 1	93.283 93.084	Centers for Disease Control and Prevention Investigations and Technical Assistance Prevention of Disease, Disability, and Death by Infectious Diseases	COVID-19	6,151,830 1,325	4,271,703
MN Department of Health	173545 / PO 3-73008	93.426	Improving the Health of Americans through Prevention and Management of Diabetes and Heart Disease and Stroke		(1)	
MN Department of Health	188940 Am2	93.439	State Physical Activity and Nutrition (SPAN)		42,625	
MN Department of Health	198534/3000086811	93.436	Well-Integrated Screening And Evaluation For Women Across The Nation (WISEWOMAN)		34,494	

(Continued)

UNIVERSITY OF MINNESOTA

SCHEDULE OF EXPENDITURES OF FEDERAL AWARDS
FOR THE YEAR ENDED JUNE 30, 2022

Cluster, Agency, Subagency, Direct/Pass-through, Pass-through Entity	Award #	ALN#	ALN Program Title	COVID-19	Federal Expenditures	Subrecipient Expenditures
MN Department of Health	207337/3-91472	93.354	Public Health Emergency Response: Cooperative Agreement for			
MN Department of Health	Contract #207342 #211897 in EGMS	93.268	Emergency Response: Public Health Crisis Response	COVID-19	\$ 80,095	\$ -
MN Department of Health	Contract #208026	93.136	Immunization Cooperative Agreements	COVID-19	11,728	
MN Department of Health	Contract 198663	93.283	Injury Prevention and Control Research and State and Community Based Programs		1,969	
MN Department of Health	H1201-3000068209 (Contract# 164600)	93.323	Centers for Disease Control and Prevention Investigations and Technical Assistance		284,963	67,570
MN Department of Health	H1201-3000068545 (Contract# 165001)	93.323	Epidemiology and Laboratory Capacity for Infectious Diseases (ELC)		171,378	
MN Department of Health	SWIFT 155913 / PO 3-76001 Am 5	93.426	Epidemiology and Laboratory Capacity for Infectious Diseases (ELC)		88,674	
MN Department of Health	SWIFT 169152 / 000512145-006	93.184	Improving the Health of Americans through Prevention and Management of Diabetes and Heart Disease and Stroke		49,370	
National Environmental Health Association	2021S1_EH_Dept_Staffing	93.421	Disabilities Prevention		1,722	
National Assoc of Cty & City Health Officials	2021-122003	93.421	Strengthening Public Health Systems and Services through National Partnerships to Improve and Protect the Nation's Health		14,122	
Public Health Accreditation Board	No Award Number	93.097	Strengthening Public Health Systems and Services through National Partnerships to Improve and Protect the Nation's Health		39,227	
State of Minnesota	No Award Number	93.323	Strengthening the Nation's Public Health System through a National Voluntary Accreditation Program for State, Tribal, Local and		39,460	
University of Florida	SUB00002847	93.185	Epidemiology and Laboratory Capacity for Infectious Diseases (ELC)	COVID-19	187,583	
Department of Health and Human Services, Centers for Medicare and Medicaid Services			Immunization Research, Demonstration, Public Information and Education Training and Clinical Skills Improvement Projects	COVID-19	165,339	
Direct	75FCMC20F0053 / GS-10F-067CA	93.C07	Contract-Department of Health and Human Services-Centers for Medicare and Medicaid Services		2,517,328	
Direct	HHSM-500-2015-00558G	93.C07	Contract-Department of Health and Human Services-Centers for Medicare and Medicaid Services		1,221,247	
Passthrough:						
Arab Community Center for Economic and Social Services	1	93.829	Section 223 Demonstration Programs to Improve Community Mental Health Services	COVID-19	28,039	
National Opinion Research Center	8622.UOFMN.01	93.C07	Contract-Department of Health and Human Services-Centers for Medicare and Medicaid Services		13,815	
National Opinion Research Center	8917.UMN.01 / previously 8001.UMN.01	93.C07	Contract-Department of Health and Human Services-Centers for Medicare and Medicaid Services		350,228	
National Opinion Research Center	PSA 8425.SHADAC.01	93.C07	Contract-Department of Health and Human Services-Centers for Medicare and Medicaid Services		4,327	
National Opinion Research Center	PSA 8425.UOFMN.01	93.C07	Contract-Department of Health and Human Services-Centers for Medicare and Medicaid Services		15,906	
State of Tennessee	31865-00903 amd 3	93.624	Community Health Access and Rural Transformation (CHART) Model		(22,561)	
Department of Health and Human Services, Food and Drug Administration						
Direct	SU18FD006151-04	93.103	Food and Drug Administration Research		22,319	
Direct	SU18FD006863-03	93.103	Food and Drug Administration Research		78,063	
Direct	SU18FD006938-02	93.103	Food and Drug Administration Research		354,046	
Passthrough:						
Eagle Global Scientific LLC	EGS0061	93.C08	Contract-Department of Health and Human Services-Food and Drug Administration		6,294	
MN Department of Agriculture	118796 / PO 22162	93.103	Food and Drug Administration Research		643	
MN Department of Agriculture	3000040615	93.103	Food and Drug Administration Research		18,551	
National Inst for Pharm Technology & Educ	NIPTe-U01-MN-2020-003	93.103	Food and Drug Administration Research		28,844	
Department of Health and Human Services, Health Resources and Services Administration						
Direct	Provider Relief Fund (PRF)	93.498	Provider Relief Fund and American Rescue Plan (ARP) Rural Distribution	COVID-19	2,228,663	
Direct	1 U1UTH42525-01-00	93.211	Telehealth Programs		310,500	
Direct	2 M01HP31332-05-00	93.732	Mental and Behavioral Health Education and Training Grants		181,478	
Direct	4G22RH30357-04-03	93.211	Telehealth Programs		93,088	
Direct	4GA5RH37464-01-03	93.211	Telehealth Programs	COVID-19	387,314	
Direct	5 D87HP31254-05-01	93.059	Training in General, Pediatric, and Public Health Dentistry		186,758	

(Continued)

UNIVERSITY OF MINNESOTA

SCHEDULE OF EXPENDITURES OF FEDERAL AWARDS
FOR THE YEAR ENDED JUNE 30, 2022

Cluster, Agency, Subagency, Direct/Pass-through, Pass-through Entity	Award #	ALN#	ALN Program Title	COVID-19	Federal Expenditures	Subrecipient Expenditures
Direct	5G01RH32157-03-03	93.211	Telehealth Programs		\$ 236,656	\$ 66,191
Direct	5U1CRH03717-16-04	93.155	Rural Health Research Centers		3	
Direct	5U1CRH03717-18	93.155	Rural Health Research Centers		643,809	
Direct	5U27RH01080-20-00	93.241	State Rural Hospital Flexibility Program		1,897,429	1,192,232
Passthrough:						
Assoc of Univ Centers on Disabilities	Subaward 9-21-8840	93.877	Autism Collaboration, Accountability, Research, Education, and Support		5,593	
Fairview Health Services	CON00000070761 Am 4	93.110	Maternal and Child Health Federal Consolidated Programs		14,710	
MN Assoc of Community Health Centers	Amd 1	93.461	HRSA COVID-19 Claims Reimbursement for the Uninsured Program and the COVID-19 Coverage Assistance Fund	COVID-19	339,304	
MN Department of Health	SWIFT Contract 147077 Amendment 3	93.870	Maternal, Infant and Early Childhood Home Visiting Grant		217,976	
National Opinion Research Center	8004.UMN.01	93.C09	Contract-Department of Health and Human Services-Health		4,275	
Proof Alliance	No Award Number	93.110	Maternal and Child Health Federal Consolidated Programs		43,694	
State of Minnesota	63671GRK%125881/3000052884 Amd 4	93.917	HIV Care Formula Grants		462,126	
Thomas Jefferson University	080-36000-M07501 / P.O. # 2000100350 A2	93.884	Primary Care Training and Enhancement		5,400	
University of California, San Francisco	Agreement #10898sc Amendment 04	93.110	Maternal and Child Health Federal Consolidated Programs		251,932	
Department of Health and Human Services, Immed Office of the Secretary of Health and Human Services						
Direct	90PH0005 / 01-05	93.355	Public Health Informatics & Technology Workforce Development Program (The PHIT Workforce Development Program)	COVID-19	276,549	
Passthrough:						
Emory University	A558133 Amd 2	93.825	National Ebola Training and Education Center (NETEC)		129,025	
Department of Health and Human Services, National Institutes of Health						
Direct	75N91021P00568	93.C11	Contract-Department of Health and Human Services-National Institutes of Health		20,000	
Direct	HHSN261201700087A	93.C11	Contract-Department of Health and Human Services-National Institutes of Health		145,636	
Passthrough:						
Brigham and Women's Hospital	Alliance for Clinical Trials in Oncology	93.C11	Contract-Department of Health and Human Services-National Institutes of Health		6,400	
Leidos Biomedical Research, Inc	18X107CF6 mod 9	93.C11	Contract-Department of Health and Human Services-National Institutes of Health	COVID-19	254,561	50,193
Leidos Biomedical Research, Inc	18X107CF8-#1	93.C11	Contract-Department of Health and Human Services-National Institutes of Health	COVID-19	101,380	
Department of Health and Human Services, Substance Abuse and Mental Health Services Administration						
Direct	1H795M084079-01	93.243	Substance Abuse and Mental Health Services Projects of Regional and National Significance		62,254	
Direct	1H795M084887-01	93.243	Substance Abuse and Mental Health Services Projects of Regional and National Significance		112,296	34,399
Direct	5H79TI081900-02	93.788	Opioid STR		100,557	
Direct	6H79TI083262-02M001	93.788	Opioid STR		434,414	
Direct	6U795M080009-05M002	93.243	Substance Abuse and Mental Health Services Projects of Regional and National Significance		387,448	117,151
Passthrough:						
Association of Africans Living in Vermont	3 / BPO54018	93.243	Substance Abuse and Mental Health Services Projects of Regional and National Significance		6,570	
MN Department of Human Services	110808 FEP Am 5	93.958	Block Grants for Community Mental Health Services		159,374	
MN Department of Human Services	114525 NAVIGATE Amendment 4	93.958	Block Grants for Community Mental Health Services		381,134	386,500
MN Department of Human Services	138118	93.104	Comprehensive Community Mental Health Services for Children with Serious Emotional Disturbances (SED)		292,019	273,600
MN Department of Human Services	193537	93.788	Opioid STR		200,823	
MN Department of Human Services	No Award Number	93.104	Comprehensive Community Mental Health Services for Children with Serious Emotional Disturbances (SED)		45,923	
University of Wisconsin - Madison	0000000896/1H795M081733-01	93.243	Substance Abuse and Mental Health Services Projects of Regional and National Significance		10,218	
Department of Homeland Security, Federal Emergency Management Agency						
Passthrough:						
MN Department of Public Safety	206152	97.047	BRIC: Building Resilient Infrastructure and Communities		3,983	
MN Department of Public Safety	No Award Number	97.047	BRIC: Building Resilient Infrastructure and Communities		98,063	
MN Department of Public Safety	SWIFT#170910	97.047	BRIC: Building Resilient Infrastructure and Communities		41,982	
MN Dept of Homeland Sec & Emer Mgmt	183886	97.047	BRIC: Building Resilient Infrastructure and Communities		105,025	
MN Dept of Homeland Sec & Emer Mgmt	A-UASI-2020-UNIVMN-012	97.067	Homeland Security Grant Program		170,545	

(Continued)

UNIVERSITY OF MINNESOTA

SCHEDULE OF EXPENDITURES OF FEDERAL AWARDS
FOR THE YEAR ENDED JUNE 30, 2022

Cluster, Agency, Subagency, Direct/Pass-through, Pass-through Entity	Award #	ALN#	ALN Program Title	COVID-19	Federal Expenditures	Subrecipient Expenditures
Department of Justice, Office of Justice Programs						
Direct	2019-VM-BX-0011	16.320	Services for Trafficking Victims		\$ 188,474	\$ -
Passthrough:						
Minnesota Judicial Branch	Contract No. 146263	16.585	Drug Court Discretionary Grant Program		7,491	
Minnesota Judicial Branch	No Award Number	16.585	Drug Court Discretionary Grant Program		7,814	
MN Department of Health	Contract No. 188595 Amendment 1	16.831	Children of Incarcerated Parents		28,321	
MN Department of Public Safety	A-CVS-2020-CUHCC-025	16.575	Crime Victim Assistance		20,083	
MN Department of Public Safety	A-CVS-2022-CUHCC-168	16.575	Crime Victim Assistance		89,679	
National 4-H Council	No Award Number	16.726	Juvenile Mentoring Program		56,641	
National 4-H Council	Prime award 2019-MU-FX-0002	16.726	Juvenile Mentoring Program		7,009	
Department of State						
Direct	SLMAQM20GR2508	19.700	General Department of State Assistance		137,078	
Department of State, Bureau of Educational and Cultural						
Passthrough:						
Institute of International Education	3000194504	19.010	Academic Exchange Programs - Hubert H. Humphrey Fellowship		6,906	
Department of State, Office of the Coordinator of U. S. Assistance To Europe and Eurasia						
Passthrough:						
American Councils for International Education	SK2100-19-CA-0149 Amendment #2	19.900	AEECA/ESF PD Programs		4,398	
Department of State, Office of the Under Secretary for Public Diplomacy and Public Affairs						
Direct	SJA80020GR0054	19.040	Public Diplomacy Programs		25,673	8,747
Direct	SJA80021GR3031	19.040	Public Diplomacy Programs		11,187	
Direct	SKE50020GR0100	19.040	Public Diplomacy Programs		7,993	
Direct	SUP30019GR0065	19.040	Public Diplomacy Programs		(455)	
Department of the Interior						
Direct	140D0418P0073	15.CXX	Contract-Department of the Interior		214	
Direct	140F0421P0047 P00001	15.CXX	Contract-Department of the Interior		12,747	
Direct	140P6421P0023 P00001	15.CXX	Contract-Department of the Interior		2,143	
Department of the Interior, National Park Service						
Direct	P16AC00370 Mod 5	15.945	Cooperative Research and Training Programs-Resources of the National Park System		1,791	
Direct	P16AC01557	15.945	Cooperative Research and Training Programs-Resources of the National Park System		3,170	
Department of the Interior, U.S. Fish and Wildlife Service						
Passthrough:						
Wildlife Management Institute	GSA 00185	15.664	Fish and Wildlife Coordination and Assistance		9,064	
Department of the Interior, U.S. Geological Survey						
Direct	G21AC10638-00	15.808	U.S. Geological Survey Research and Data Collection		22,929	
Department of the Treasury, Departmental Offices						
Passthrough:						
Pine County	No Award Number	21.027	CORONAVIRUS STATE AND LOCAL FISCAL RECOVERY FUNDS	COVID-19	462	
Department of the Treasury, Internal Revenue Service						
Direct	20-LITC0411-02-00	21.008	Low Income Taxpayer Clinics		52,543	
Direct	22-LITC0567-01-00	21.008	Low Income Taxpayer Clinics		43,042	
Department of Transportation						
Passthrough:						
MN Department of Transportation	1003325 WO 121	20.CXX	Contract-Department of Transportation		7,412	
Department of Transportation, Federal Highway Administration						
Passthrough:						
MN Department of Transportation	1036342 WO 35	20.215	Highway Training and Education		123,173	
MN Department of Transportation	1047336	20.215	Highway Training and Education		18,967	
MN Department of Transportation	1049396 / PO# 3000642716	20.215	Highway Training and Education		287	
Department of Veterans Affairs						
Direct	NS Prog VA Res IPA's	64.UXX	Unid CFDA-Department of Veterans Affairs		91,263	
Direct	Amendment P0002 PO #618D22008	64.CXX	Contract-Department of Veterans Affairs		7,108	
Direct	PO 618-D22007 36C24E20P0115, P00003	64.CXX	Contract-Department of Veterans Affairs		6,559	

(Continued)

UNIVERSITY OF MINNESOTA

**SCHEDULE OF EXPENDITURES OF FEDERAL AWARDS
FOR THE YEAR ENDED JUNE 30, 2022**

Cluster, Agency, Subagency, Direct/Pass-through, Pass-through Entity	Award #	ALN#	ALN Program Title	COVID-19	Federal Expenditures	Subrecipient Expenditures
Environmental Protection Agency Passthrough:						
Extension Foundation	SA-2021-50	66.716	Research, Development, Monitoring, Public Education, Outreach, Training, Demonstrations, and Studies		\$ 10,716	\$ -
Extension Foundation	SA-2022-09	66.716	Research, Development, Monitoring, Public Education, Outreach, Training, Demonstrations, and Studies		993	
Whitewater River Watershed Project	No Award Number	66.460	Nonpoint Source Implementation Grants		13,517	
Medicaid and CHIP Payment and Access Commission			Contract-Medicaid and CHIP Payment and Access Commission (MACPAC)		209,667	
Direct	MACP22275T1 / prev# MACP21275T1	05.CXX				
National Aeronautics and Space Administration						
Direct	80NSSC20M0028	43.008	Office of Stem Engagement (OSTEM)		326,212	222,478
Direct	80NSSC20M0111 P00002	43.008	Office of Stem Engagement (OSTEM)		957,542	291,182
National Endowment for the Arts						
Direct	1885939-54-21	45.024	Promotion of the Arts Grants to Organizations and Individuals		36,840	
Direct	1889443-33-22	45.024	Promotion of the Arts Grants to Organizations and Individuals		29,998	
Passthrough:						
MN State Arts Board	103987	45.025	Promotion of the Arts Partnership Agreements	COVID-19	4,985	
MN State Arts Board	104631	45.025	Promotion of the Arts Partnership Agreements	COVID-19	4,000	
National Endowment for the Humanities						
Direct	DR-272616-20	45.169	Promotion of the Humanities Office of Digital Humanities		5,500	
Direct	DR-286803-22	45.169	Promotion of the Humanities Office of Digital Humanities		542	
Direct	HAA-271653-20	45.169	Promotion of the Humanities Office of Digital Humanities		126,212	
Passthrough:						
University of Southern California	SCON-00002504	45.169	Promotion of the Humanities Office of Digital Humanities		61,204	
Small Business Administration						
Direct	SBAHQ21SV002640	59.075	Shuttered Venue Operators Grant Program	COVID-19	1,493,770	
Direct	SBAHQ21SV004441.2	59.075	Shuttered Venue Operators Grant Program	COVID-19	2,652,151	
The Institute of Museum and Library Services						
Direct	CAGML-247399-OMLS-20	45.312	National Leadership Grants		67,529	
Direct	LG-36-19-0035-19	45.312	National Leadership Grants		24,084	
Direct	MA-248973-OMS-21	45.301	Museums for America		29,745	
Direct	MA-30-18-0295-18	45.301	Museums for America		16,304	
Direct	RE-246347-OLS-20	45.313	Laura Bush 21st Century Librarian Program		13,488	
Passthrough:						
Brown University						
MN Department of Education	00001530-01	45.312	National Leadership Grants		6,888	
MN Department of Education	5455 / SWIFT 188638	45.310	Grants to States		15,000	
MN Department of Education	5574 / SWIFT 198664 / PO 3000025462	45.310	Grants to States		80,000	
Roger Williams University	5575 / SWIFT198665 / PO 3000025463	45.310	Grants to States		1,150,000	
	SG-2230112-UMINN	45.313	Laura Bush 21st Century Librarian Program		1,317	
	Total Public Service				<u>64,540,198</u>	<u>11,177,910</u>
	Total Non Clustered Programs				<u>155,309,301</u>	<u>12,163,183</u>
	Total Federal Expenditures				<u>\$1,202,654,022</u>	<u>\$ 139,506,951</u>

(Concluded)

UNIVERSITY OF MINNESOTA

NOTES TO SCHEDULE OF EXPENDITURES OF FEDERAL AWARDS FOR THE YEAR ENDED JUNE 30, 2022

1. SUMMARY OF SIGNIFICANT ACCOUNTING POLICIES

The accompanying schedule of expenditures of federal awards (the “Schedule”) includes the federal grant activity of the University of Minnesota (the “University”) and is prepared on the cash basis of accounting. The information presented in the Schedule is presented in accordance with the requirements of the U.S. Office of Management and Budget Circular Part 200—*Uniform Administrative Requirements, Cost Principles, and Audit Requirements for Federal Awards*. Therefore, some amounts presented in the Schedule may differ from amounts presented in, or used in, the preparation of the University’s consolidated financial statements.

The University passes through certain funds to subgrantee organizations. Expenditures incurred by the subgrantees and reimbursed by the University are presented in the Schedule but not in the consolidated financial statements of the University. The University is also the subrecipient of federal funds, which have been subject to testing and are reported as pass-through expenditures in the Schedule.

2. FACILITIES AND ADMINISTRATIVE RATES

The University utilized facilities and administrative rates that have been negotiated with and approved by its cognizant agency, the U.S. Department of Health and Human Services, and are effective for the period July 1, 2021 through June 30, 2023.

The rates agreement effective May 13, 2022 stipulates that the F&A rates remain unchanged from FY2021 to FY2023. Therefore, as of FY2021, the Organized Research rate is 55.0% and the Hormel Institute rate is 59.0%.

3. CATALOG OF FEDERAL DOMESTIC ASSISTANCE (CFDA) NUMBERS

Some of the programs, grants and/or other awards included in the Schedule are contracts, which do not report CFDA numbers. The expenditure amounts related to these programs, grants, and/or other awards have been reported, generally, at an agency level.

4. FEDERAL PERKINS LOAN PROGRAM

Amounts reported in the Schedule for the Federal Perkins Loan Program represent administrative and collection costs. No new loans have been disbursed after June 30, 2018 under the Federal Perkins Loan Program. As of June 30, 2022, outstanding loans under the Federal Perkins Loan Program are \$19,875,612.

5. NEGATIVE EXPENDITURES

Within the Schedule there are negative amounts which represent a credit or adjustment, net of the expenditures incurred.

6. PROVIDER RELIEF FUND

The Schedule includes payments from the Department of Health and Human Services for the Provider Relief Fund of the following entity:

Legal Entity Name	Tax Identification Number
Regents of the University of Minnesota	41-6007513

7. RECONCILIATION OF FEDERAL AWARDS TO THE CONSOLIDATED FINANCIAL STATEMENTS

The following schedule is a reconciliation of total expenditures as shown on the Schedule to the general ledger accounts included in the operating expenses reported on the consolidated statement of revenues, expenses and changes in net assets for the year ended June 30, 2022, which is included as part of the University’s consolidated financial statements.

Schedule of expenditures of federal awards	\$1,202,654,022
Federal loan program amounts provided by Student Finance Office not directly included on the consolidated financial statements (Federal Direct Loan Advances-CFDA 84.268, Federal Work Study-CFDA 84.033, Pell Grant Program-CFDA 84.063, SEOG-CFDA 84.007, TEACH-CFDA 84.379 & Health Professions Student Loans-CFDA 93.342)	(367,959,214)
Less HEERF Institutional, ARP Provider, and FEMA Disaster Relief funds received and used to recover lost revenue (reported on SEFA)	(30,680,246)
Expenditures of federal program dollars included in consolidated operating expenses	81,464,936
Less expenditures not included on the consolidated statement of revenues, expenses, and changes in net assets (equipment, buildings, and structures)	(177,422,859)
Difference of prior-year overdrafts added back and current-year overdrafts subtracted out	(1,213,219)
Adjustments for expenditures of federal program dollars included in consolidated operating expenses and/or expenditures of non-federal program dollars included in consolidated operating expenses	(158,025)
Less federal pass-through grants not on the consolidated statement of revenues, expenses, and change in net assets	(175,205,403)
 Subtotal Uniform Guidance Audit expense adjustments in federal fund class	 (671,174,030)
 Expenditures of non-federal dollars included in consolidated operating expenses	 3,717,792,869
Internal Sales included in consolidated operating expenses	(250,154,839)
Depreciation included in consolidated operating expenses	239,535,068
Non-depreciation and internal sales accrual basis adjusting journal entries (year-end close)	<u>(735,207,123)</u>
 Total operating expenses as shown on the consolidated statement of revenues, expenses and changes in net position for the year ended June 30, 2022	 <u>\$3,503,445,967</u>

* * * * *

UNIVERSITY OF MINNESOTA

SCHEDULE OF FINDINGS AND QUESTIONED COSTS FOR THE YEAR ENDED JUNE 30, 2022

SECTION I—SUMMARY OF AUDITOR’S RESULTS

Financial Statements

- A. Type of auditor’s report issued: Unmodified
- B. Internal control over financial reporting:
- Material weakness(es) identified? Yes No
 - Significant deficiency(ies) identified? Yes None reported
- C. Noncompliance material to financial statements noted? Yes No

Federal Awards

- D. Internal control over major programs:
- Material weakness(es) identified? Yes No
 - Significant deficiency(ies) identified? Yes None reported
- E. Type of auditor’s report issued on compliance for major programs:
Unmodified
- F. Any audit findings disclosed that are required to be reported in accordance with 2 CFR 200.516(a)? Yes No
- G. Identification of major programs:

ALN Number	Name of Federal Program or Cluster
Various	Research and Development Cluster*
Various	Student Financial Assistance Cluster*
59.075	Shuttered Venue Operations Grant Program
84.326	Special Education Technical Assistance and Dissemination to Improve Services and Results for Children with Disabilities
84.425	Education Stabilization Fund
93.C07	Contract - Department of Health and Human Services - Centers for Medicare and Medicaid Services
93.498	Provider Relief Fund and American Rescue Plan (ARP) Rural Distribution

- H. Dollar threshold used to distinguish between Type A and Type B programs: \$3,607,962 for Type A programs

I. Auditee qualified as low-risk auditee?

Yes No

SECTION II—FINANCIAL STATEMENT FINDINGS

No financial statement matters are reportable matters.

SECTION III—FEDERAL AWARD FINDINGS AND QUESTIONED COSTS


No matters are reportable matters.

UNIVERSITY OF MINNESOTA

SUMMARY SCHEDULE OF PRIOR YEAR AUDIT FINDINGS FOR THE YEAR ENDED JUNE 30, 2022

None reported in prior years.

* * * * *



Presentation to the Audit and Compliance Committee of the Board of Regents

Deloitte & Touche LLP
To be presented February 9, 2023

January 20, 2023

Audit and Compliance Committee of the Board of Regents
University of Minnesota
1300 South Second Street
Minneapolis, MN 55455 USA

Dear Members of the Audit and Compliance Committee of the Board of Regents:

We have prepared the following comments to assist you in fulfilling your obligation to oversee the financial reporting and disclosure process for which management of the University is responsible.

This report is intended solely for the information and use of management, the Audit and Compliance Committee of the Board of Regents, and others within the organization and is not intended to be and should not be used by anyone other than these specified parties.

Yours truly,

Deloitte & Touche LLP

cc: Management of the University of Minnesota

Summary of other services for fiscal year 2022

The other services provided to the University of Minnesota by Deloitte & Touche LLP related to fiscal year 2022 included both audit and audit-related services.

A summary of the other services performed includes:

Service	Requirement	Objective	Assurance Provided?
OMB Uniform Guidance Federal Compliance Audit	Office of Management and Budget	Test compliance with federal grant requirements	Full
Minnesota Office of Higher Education Financial Aid Programs Examination	Minnesota Office of Higher Education	Examine compliance of state financial aid programs	Full
NCAA Agreed-Upon Procedures – Twin Cities	NCAA Bylaws	Assess compliance with NCAA bylaws established for Division I athletics related to specific items	Limited
Regenerative Medicine Agreed-Upon Procedures	Minnesota state legislation	Assess compliance with state laws related to award expenditures for the Mayo Partnership in Regenerative Medicine	Limited
Retirement Plan Agreed-Upon Procedures	University Management requested	Assess compliance of the University of Minnesota Faculty Retirement Plan, Optional Retirement Plan and 457 Deferred Compensation Plan with the respective plan provisions for the year ended December 31, 2021	Limited

Summary of other services for fiscal year 2022 (cont.)

OMB Uniform Guidance Federal Compliance Audit

- Audit report on the schedule of expenditures of federal awards for the year ended June 30, 2022, issued in January 2023
- Audit performed in accordance with auditing standards generally accepted in the United States of America; the standards applicable to financial audits contained in *Government Auditing Standards*, issued by the Comptroller General of the United States; and the audit requirements of Title 2 U.S. Code of Federal Regulations Part 200, *Uniform Administrative Requirements, Cost Principles, and Audit Requirements for Federal Awards*
- OMB Uniform Guidance audit required for entities with federal expenditures during a fiscal year in excess of \$750,000
- The University's federal expenditures for the year ended June 30, 2022 were approximately \$1.203 billion
- The University continues to qualify as a low-risk auditee

Summary of other services for fiscal year 2022 (cont.)

OMB Uniform Guidance Federal Compliance Audit (cont.)

- Seven major programs identified and tested in the current year

Major federal program	2022 Federal Expenditures
Research and Development Cluster	\$662,957,000
Student Financial Assistance Cluster	367,959,000
Education Stabilization Fund	78,115,000
Special Education Technical Assistance	5,677,000
Shuttered Venue Operations Grant	4,146,000
Centers for Medicare and Medicaid	4,123,000
Provider Relief Fund and American Rescue Plan Rural Distribution	2,229,000

- Unmodified opinions on compliance for all major programs
- No significant deficiencies or material weaknesses in internal control over financial reporting or internal control over compliance
- No material instances of noncompliance for major programs
- No findings or questioned costs were identified

Summary of other services for fiscal year 2022 (cont.)

Minnesota Office of Higher Education Financial Aid Programs Examination

- Compliance examination for state grants performed in connection with federal compliance audit
- Required procedures are outlined in the Financial Aid Programs Audit Guide issued by the state of Minnesota
- Reports on compliance issued for each campus (Twin Cities, Duluth, Crookston, Morris)
- Reports issued in January 2023
- No findings were identified

Summary of other services for fiscal year 2022 (cont.)

NCAA Agreed-Upon Procedures – Twin Cities

- Procedures performed for the University of Minnesota – Twin Cities Athletic Department’s compliance with NCAA bylaws
- Procedures are established by the NCAA for Division I athletics and include procedures over:
 - Revenues
 - Expenses
 - Capital assets
 - Debt
 - Affiliated organizations (Booster Clubs)
- Report issued in December 2022
- One exception was noted:
 - The calculated grants-in aid revenue distribution equivalency value for one of the students selected from the Women’s Hockey team was incorrect. The Athletics Department indicated the student’s revenue distribution equivalency was 0.69, when the calculated equivalency was 0.68 based on the underlying athletic aid and full grant amounts. The Athletics Department updated Compliance Assistant in December 2022 to correct this variance and provided an updated report to us. After this update the Women’s Hockey team is still within their maximum equivalency limit.

Summary of other services for fiscal year 2022 (cont.)

Regenerative Medicine Agreed-Upon Procedures

- Procedures performed for the University's compliance with Minnesota state laws for the Mayo Partnership in Regenerative Medicine
- Procedures performed over award expenditures for the period from July 1, 2020 to June 30, 2022
- Report issued January 2023
- No findings were identified

Summary of other services for fiscal year 2022 (cont.)

Retirement Plan Agreed-Upon Procedures

- Procedures performed at the request of management regarding the compliance of the University of Minnesota Faculty Retirement Plan, Optional Retirement Plan and 457 Deferred Compensation Plan with the respective plan provisions for the year ended December 31, 2021
- Procedures are established by the NCAA for Division I athletics and include procedures over:
 - Eligibility
 - Contributions (employer and employee)
 - Distributions
 - Participant loans
- Procedures are currently in process



About Deloitte

Deloitte refers to one or more of Deloitte Touche Tohmatsu Limited, a UK private company limited by guarantee (“DTTL”), its network of member firms, and their related entities. DTTL and each of its member firms are legally separate and independent entities. DTTL (also referred to as “Deloitte Global”) does not provide services to clients. In the United States, Deloitte refers to one or more of the US member firms of DTTL, their related entities that operate using the “Deloitte” name in the United States and their respective affiliates. Certain services may not be available to attest clients under the rules and regulations of public accounting. Please see www.deloitte.com/about to learn more about our global network of member firms.

Copyright © 2023 Deloitte Development LLC. All rights reserved.



BOARD OF REGENTS DOCKET ITEM SUMMARY

Audit & Compliance

February 9, 2023

AGENDA ITEM: External Audit Plan

Review

Review + Action

Action

Discussion

This is a report required by Board policy.

PRESENTERS: Mollie Viola, Director of Accounting Services
Judi Dockendorf, Managing Director, Deloitte & Touche LLP
Nicole Hoium, Audit Manager, Deloitte & Touche LLP


PURPOSE & KEY POINTS

The purpose of this item is discussion of the University’s external audit plan. This plan sets forth the audit scope, objectives, and approach to be used by Deloitte for conducting the University’s FY 2023 financial and compliance audits.

Deloitte will provide an overview of the audit plan, including the firm’s assessment of audit risks, testing approach, and timelines for FY 2023 audits.

BACKGROUND INFORMATION

The external audit plan is presented annually in conformance with Board of Regents Policy: *Board Operations and Agenda Guidelines*.



2023 University of Minnesota

Planned Scope and Timing of
the Audit and Other Services

January 20, 2023

The Audit and Compliance Committee
of the Board of Regents
University of Minnesota
1300 South Second Street
Minneapolis, MN 55455

Dear Members of the Audit and Compliance Committee of the Board of Regents:

We are pleased to present Deloitte & Touche LLP's 2023 client service plan for the University of Minnesota (the "University"), including an audit of the consolidated financial statements of the University (the "financial statements") as of and for the year ending June 30, 2023, in accordance with auditing standards generally accepted in the United States of America ("generally accepted auditing standards").

We have prepared the following comments related to the planned scope and timing of our audit to assist you in fulfilling your obligation to oversee the financial reporting and disclosure process for which management of the Company is responsible.

This report is intended solely for the information and use of the Audit and Compliance Committee of the Board of Regents, management, and others within the organization and is not intended to be and should not be used by anyone other than these specified parties.

Yours truly,

Deloitte & Touche LLP

cc: The Management of the University of Minnesota

Planned Scope of the Audit



We will plan and perform our audit to obtain reasonable assurance about whether the financial statements are free from material misstatement, whether caused by error or fraud.



Materiality

Materiality is the amount we use as our basis for planning the scope of our audit of the University's financial statements and is the amount of misstatement we judge to be material to the financial statements on which we are reporting. The determination of materiality is a complex issue requiring consideration of qualitative and quantitative factors and is a matter of professional judgment taking into account our knowledge of the entity, our assessment of engagement risk, and the reporting requirements for the financial statements. Our consideration of materiality is influenced by our perception of the needs of users of the University's financial statements.



Internal Control

We do not plan to adopt a control-reliance strategy in the performance of our audit of the financial statements.




Internal Audit Function

We do not plan to use the work of the internal audit function.

Significant Risk

As of the date of this report, we have identified a significant risk, including a fraud risk. A significant risk is a risk of material misstatement for which the assessment of inherent risk is close to the upper end of the spectrum of inherent risk due to the degree to which inherent risk factors affect the combination of the likelihood of misstatement occurring and the magnitude of the potential misstatement should that misstatement occur.

The significant risk we have identified during our risk assessment procedures is listed below. We will separately communicate any additional significant risks we identify as we perform our audit procedures.

Areas of Significant Risk	Description of Significant Risk	Planned Procedures
 <p>Management override of controls</p>	<p>The risk of management override of controls is pervasive. Because of the unpredictable nature of this risk, it poses a risk of material misstatement resulting from fraud and is thus an area of audit focus.</p>	<ul style="list-style-type: none"> • Test the appropriateness of journal entries recorded in the general ledger and other adjustments made in the preparation of the financial statements by obtaining an understanding of the University’s financial reporting process and controls over journal entries, making inquiries of individuals involved in the financial reporting process, and selecting journal entries and other adjustments for testing. • Review accounting estimates for bias and evaluate whether the circumstances producing the bias, if any, represent a risk of material misstatement due to fraud. • For significant transactions that are outside the normal course of business, or that otherwise appear to be unusual, evaluate whether the business rationale (or the lack thereof) of the transactions suggest that they may have been entered into to engage in fraudulent financial reporting or to conceal misappropriation of assets. • Perform analytical procedures on the financial statements to identify unusual trends in account balances and ratios.

Scope of our audit and related work

The following is a summary of services to be provided in 2023:

Financial Statement Audits	Requirement	Objective	Assurance Provided?
University of Minnesota Consolidated Financial Statements	Accounting principles generally accepted in the United States of America (“GAAP”)	Express an opinion on whether the University’s consolidated financial statements, excluding the discretely presented component units are presented fairly, in all material respects, in accordance with GAAP	Full
	<i>Government Auditing Standards</i> , issued by the Comptroller General of the United States (“GAGAS”)	Report on the University’s internal control over financial reporting and on its compliance with certain provisions of laws, regulations, contracts, and grant agreements based on an audit of consolidated financial statements performed in accordance with GAGAS	Full
RUMINCO, Ltd	Insurance Act of 1978, Bermuda Monetary Authority	Audit of statutory financial statements to be performed by Deloitte Bermuda	Full
Compliance and Agreed-Upon Procedures	Requirement	Objective	Assurance Provided?
Uniform Guidance Federal Compliance Audit	Office of Management and Budget	Test compliance with federal grant requirements	Full
Minnesota Office of Higher Education Financial Aid Programs Examination	Minnesota Office of Higher Education	Test compliance of state financial aid programs	Full
NCAA Agreed-Upon Procedures – Twin Cities	NCAA Bylaws	Assess compliance with NCAA bylaws established for Division I athletics related to specific items	Limited
NCAA Agreed-Upon Procedures – Crookston	NCAA Bylaws	Assess compliance with NCAA bylaws established for Division II athletics related to specific items	Limited

Planned Timing of the Audit

Activity	2023									
	Apr	May	Jun	Jul	Aug	Sep	Oct	Nov	Dec	
University Consolidated Audit										
Audit planning and risk assessment	●	●	●							
Perform interim audit procedures		●	●							
Perform final audit procedures					●	●	●			
Conclude and report							●			
Compliance Audit, Examination and Agreed Upon Procedures										
Compliance audit and Examination planning and risk assessment		●	●							
Compliance and Examination requirements testing			●			●	●	●		
Compliance audit and Examination conclude and report								●	●	
NCAA agreed-upon procedures testing and reporting							●	●	●	



About Deloitte

Deloitte refers to one or more of Deloitte Touche Tohmatsu Limited, a UK private company limited by guarantee (“DTTL”), its network of member firms, and their related entities. DTTL and each of its member firms are legally separate and independent entities. DTTL (also referred to as “Deloitte Global”) does not provide services to clients. In the United States, Deloitte refers to one or more of the US member firms of DTTL, their related entities that operate using the “Deloitte” name in the United States and their respective affiliates. Certain services may not be available to attest clients under the rules and regulations of public accounting. Please see www.deloitte.com/about to learn more about our global network of member firms.

Copyright © 2023 Deloitte Development LLC. All rights reserved.



BOARD OF REGENTS DOCKET ITEM SUMMARY

Audit & Compliance

February 9, 2023

AGENDA ITEM: Enterprise Risk Management (ERM) Program Update

Review

Review + Action

Action

Discussion

This is a report required by Board policy.

PRESENTERS: Katharine Bonneson, Assistant Vice President, University Health & Safety
Quinn Gaalswyk, Chief Auditor

PURPOSE & KEY POINTS

The purpose of this item is to provide an update on the establishment of an Enterprise Risk Management (ERM) program. This item will include a presentation and discussion of:

- Oversight and governance of ERM at the University.
- Overview of the progress on the ERM plan.
- Preliminary environmental scan of top risks in higher education.
- ERM’s organizational alignment and coordination with the PEAK Initiative.

BACKGROUND INFORMATION

The establishment of an ERM program is a component of the MPact 2025 Systemwide Strategic Plan.

The Board previously discussed this topic at the following meetings:

- December 2021: *Enterprise Risk Management Plan*, Finance & Operations
- May 2022: *Enterprise Risk Management Update and Discussion*, Audit & Compliance

Those discussions included initial ERM planning and attributes to include in a Request For Proposal (RFP) for an ERM consultant to support the program’s implementation. The RFP was issued and a contractor was selected in fall 2022.

Enterprise Risk Management (ERM) Program Update

Katharine Bonneson, Assistant Vice President, University Health & Safety
Quinn Gaalswyk, Chief Auditor

Audit & Compliance Committee

February 9, 2023

Agenda

- Enterprise Risk Management (ERM) Oversight and Governance
- Plan progress overview
- Environmental scan, top risks in Higher Education
- Organizational alignment and PEAK
- Discussion questions

OIA & ACC Close Involvement with ERM

- Office of Internal Audit (OIA) and ERM
 - OIA advising on the establishment of ERM process and risks with the ERM Project Team
 - Ongoing OIA and ERM functions will mutually inform risk assessments, work, and priorities
- Audit & Compliance Committee (ACC) responsible per Board Policy, for oversight of ERM processes, including risk identification and mitigation

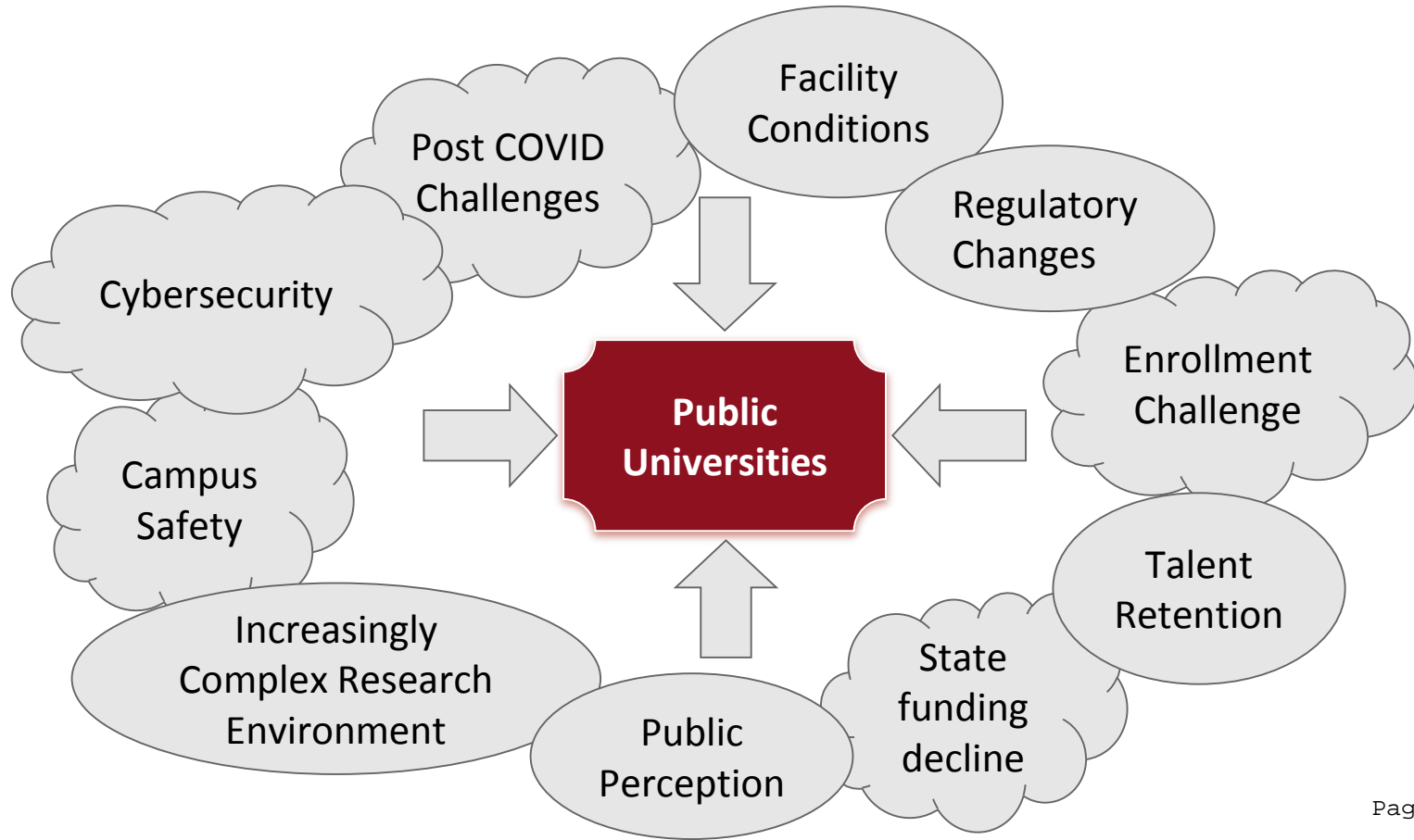
ERM Future Oversight and Governance

- Ongoing risk assessments performed to identify and prioritize risks for mitigation
- Broad executive sponsorship and involvement
 - Executive oversight committee
 - Coordination with related units (e.g., Institutional Compliance, Information Security, and Internal Audit)
- Board and Senior Leaders engage in ongoing discussions on institutional risks and mitigation priorities

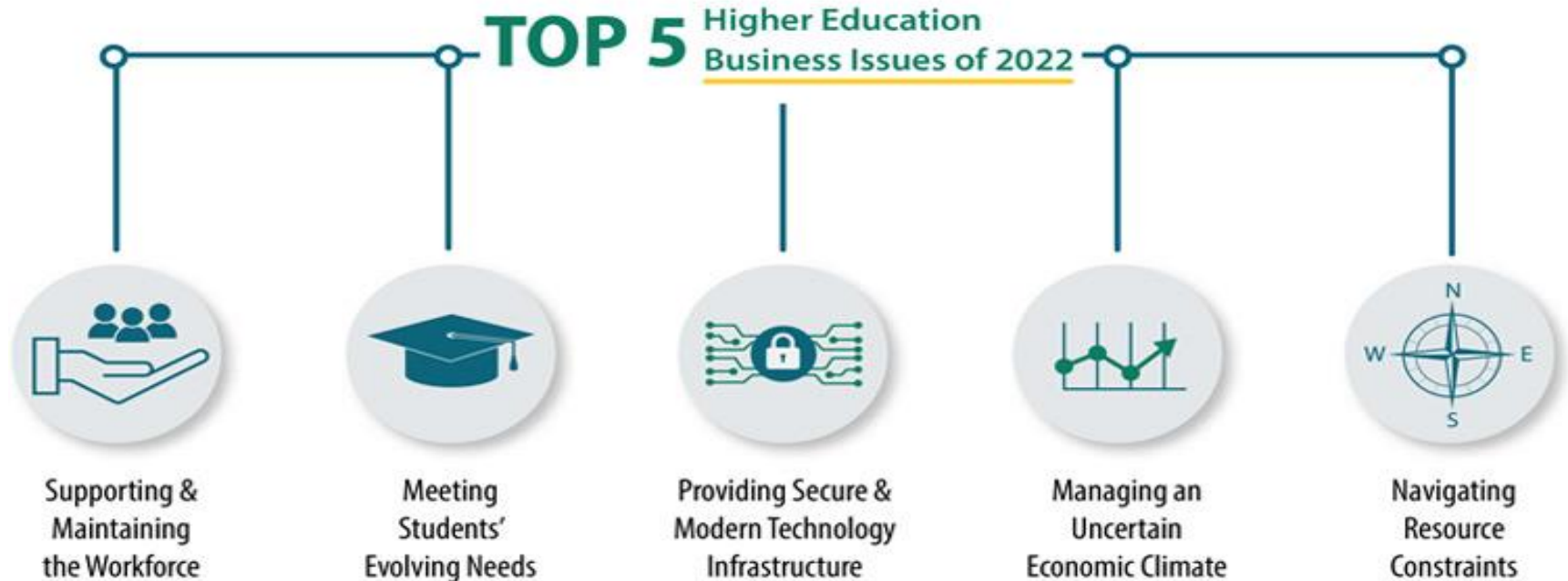
MPact 2025 Charge and Progress to Date

- The Office of the Senior Vice President, along with the Chancellors, were charged with the goal to: *Enhance risk management through innovative technology and processes.*
- To date, the following work has been completed:
 1. Systemwide workgroup developed a plan for ERM implementation, approved in 2022.
 2. RFP issued for consulting support and contractor selected in fall of 2022.
 3. Organizational decisions made around ERM home, branding, and staffing.
 4. ERM Manager position description developed.

The Case for ERM: Higher Education Environmental Scan



Top 5 Risks in Higher Education



ERM and Higher Education Organizational Benchmarking

Institution	ERM Program, Department?	Composition	Governance/ Consultation
Ohio State	Yes, Risk Management, Office of Finance	Continuity of Operations, claims, contract review, International operations	President's Cabinet 'owns' the process
University of Illinois	Yes, Office of Enterprise Risk Management	System wide office that manages multiple risk centers	Risk Centers established to manage local risks
University of South Carolina	Yes, Enterprise Risk Management & Insurance	ERM and Insurance	ERM Executive Oversight Committee owns the process
Stanford	Yes, Office of the Chief Risk Officer	Audit, Privacy, IT Security, and Global	Compliance, Ethics and ERM Committee
University of Michigan	No, Office of Risk Management only	No formal process	No formal process

ERM and the University of Minnesota

- **Organizational alignment:** ERM function will integrate with University Health & Safety. Coordinated role of ERM and traditional Health and Safety responsibilities provides instant support structure to launch this initiative.
- Updated Department Name: **Health, Safety, and Risk Management**
- This move aligns with **PEAK** principles by combining similar functions to reduce silos, maximize current risk and compliance relationships, and staff placement and limit duplicate offices.
- Retains ultimate responsibility with the Senior Vice President for Finance and Operations, which is consistent with best practices in higher education.

**This organizational structure will likely evolve to include more formal relationships with key partners*

Next Steps

(1) Risk Inventory and Prioritization

- Surveys and interviews used to complete inventory



(2) Mitigation

- Review current mitigation plans
- Prioritize action plans
- Review plans with risk owners



(3) Communication and Monitoring

- Design communication tools and templates
- Develop key performance and risk indicators
- Develop long-term maintenance plan

Discussion Items

1. Are there ways to build in 'systemness' to our ERM plan to make sure there is coordination across units and campuses?
2. Are there industry leaders or other higher education institutions that we should evaluate as we move forward?

Questions?





BOARD OF REGENTS DOCKET ITEM SUMMARY

Audit & Compliance

February 9, 2023

AGENDA ITEM: Internal Audit Update

Review

Review + Action

Action

Discussion

This is a report required by Board policy.

PRESENTERS: Quinn Gaalswyk, Chief Auditor

PURPOSE & KEY POINTS

The purpose of this item is an update on Internal Audit activities, results, and observations.

- Since the last follow-up for the October 2022 meeting, 18 percent of the outstanding recommendations rated as “essential” were resolved by University departments. This is significantly lower than the expected implementation rate of 40 percent and a drop from October’s 46 percent rate. However, over 60 percent of the outstanding items are from more recent audits receiving first-time follow-up. In addition, most of the outstanding items are related to three large reports with some extenuating circumstances. Of the unresolved outstanding recommendations rated as “essential,” 48 percent are past-due. Senior leadership is aware of this low implementation rate and continues to monitor and seek ways to expedite remediation efforts.
- All outstanding “essential” recommendations were resolved for four audits.
- An updated control evaluation chart is included for each audit to show progress made on remediation of “essential” items.
- Six audit reports containing 35 recommendations rated as “essential” were issued in the last four months.
- Other summary information important for committee oversight of the internal audit function is also included.

BACKGROUND INFORMATION

This report is prepared three times per year and is presented to the committee in conformance with Board of Regents Policy: *Board Operations and Agenda Guidelines*, Section IV, Subd. 4, Audit & Compliance Committee Charter. The report is intended to help the committee fulfill its fiduciary responsibilities under its reserved authority for oversight of the internal audit function.

Internal Audit Update

University of Minnesota Regents Audit and Compliance Committee
February 9, 2023

This report includes:

- Audit Observations/Information/Status of Critical Measures/Other Items
- Status of “Essential” Recommendations & Bar Charts Showing Progress Made
- Audit Activity Report
- Audit Reports Issued Since October 2022
- SNAP Review Summary
- Recommendations with Remediation Plans that Involve PEAK

Details for any of the items in this report are available on request. Individual reports were sent to the President, SVP for Finance and Operations, Provost, UMTC Athletic Director, Vice Presidents, and Chancellors about the items in this report germane to their areas.

Audit Observations/Information

Status of Critical Measures

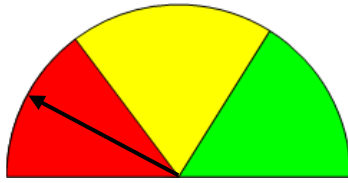
As part of our ongoing efforts to provide the Audit and Compliance Committee with critical information in as concise a format as possible, we have developed the following charts to present a quick overview of work performed by the Office of Internal Audit.

The first chart, “Essential Recommendation Implementation,” provides our overall assessment of the success University departments had during the last period in implementing our essential recommendations. Readings in the yellow or red indicate implementation percentages less than, or significantly less than, our expected University-wide rate of 40%. Detailed information on this topic, both institution-wide and for each individual unit, is contained in the next section of this report.

The second chart, entitled “Progress on Audit Plan and Other Assurance Work” is our assessment of the amount of time we have been able to devote to planned audit work. This assessment includes our progress on completion of carryover audits from FY 2022, Tier 1 audits on the FY 2023 audit plan, and Tier 2 audits or their substitutes. Readings less than green could be influenced by a variety of factors (e.g., insufficient staff resources; or increased time spent on non-scheduled audits or investigations).

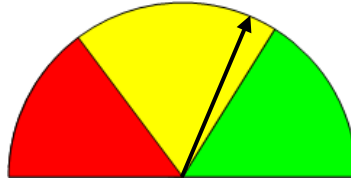
The final chart, “Time Spent on Non-Scheduled Audit Activities,” provides a status report on the amount of time consumed by investigative activities, special projects and other management requests. We estimate a budget for this type of work, and the chart will indicate whether we expect that budget to be sufficient. Continued readings in the yellow or red may result in seeking Audit and Compliance Committee approval for modifying the Annual Audit Plan.

Essential Recommendation Implementation



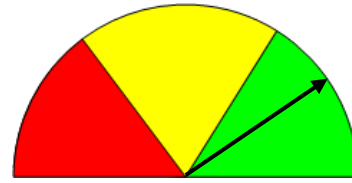
Implementation rates were 18% for the period; significantly lower than our expected rate of 40% and a drop from October's 46% rate.¹

Progress on Audit Plan & Other Assurance Work



Progress on audit plan and assurance audit work is slightly behind expectations due to ongoing staff openings.²

Time Spent on Non-Scheduled Audit Activities



Time spent on investigations, special projects and management requests is less than expected and budgeted for the year to date.

¹Over 60% of the outstanding items are from more recent audits receiving first time follow-up. In addition, most of the outstanding items are related to three large reports with some extenuating circumstances: Dentistry, Veterinary Medical Center and Energy Management. The first two units continue to work through administrative staffing constraints. Energy Management has extremely complex and unique technology systems, which require significant time to develop non-standard solutions to mitigate risks. Senior leadership is aware of this low implementation rate and continues to monitor and seek ways to expedite remediation efforts.

²As communicated at the June 2022 Audit & Compliance Committee (ACC) meeting, the FY 2023 audit plan was built on the expectation of hiring all but one financial auditor position by the end of December. We have successfully hired most open positions but continue to have two open positions including one of our two IT auditor positions. This directly impacts our ability to complete IT audit work as outlined in the section below.

Other items:

- FY 2023 Audit Plan Update - Some Tier 2 audits from the Audit Plan will be replaced or delayed to Fiscal Year 2024 due to timing of changes of key regulations and/or internal processes. The following audits are impacted: Central Cloud Platform, Minnesota Supercomputing Institute (MSI), Parking and Transportation Services (PTS), and potentially Gramm-Leach-Bliley Act (GLBA) Compliance. Central Cloud Platform and/or MSI may not be replaced with other audits this fiscal year depending on IT auditor staffing. PTS, and if necessary GLBA, will be replaced with other audits identified through ongoing risk assessments in alignment with commitments to the ACC on the handling of Tier 2 audits.
- Internal Audit Staffing Update - The Office of Internal Audit recently hired a financial auditor. We currently have two vacant positions, which includes one IT auditor and one financial auditor position. When fully staffed we have 16 auditors in addition to the Chief Auditor.

Status of Essential Recommendations

Current Period

Past Completion Rates

■ Past Due
 ■ On-Schedule
 ■ Complete

Total Recommendations **76** % Completed **18%**

June 2022 **29%**

Completed Recommendations **14** % of Open Recs Past Due **48%**

Oct 2022 **44%**

Report#	Audit Name	Open Recs - Past Due	Number of Essential Recs (Report)	Status (Follow-up Period)	
1919	UMD Fine Arts, School of FY19	1	7	Partially Implemented	■ 1
2106	University Health & Safety FY21	1	10	Partially Implemented	■ 1
2122	Telehealth Security & Compliance FY21	2	4	Partially Implemented	■ 2
2127	UMD HR FY21	0	4	Completed	■ 1
				Not Implemented	■ 2
2203	OIT Service Desk & Device Management FY22	0	7	Completed	■ 2
2205	Dentistry, School of FY22	10	27	Completed	■ 1
				Not Implemented	■ 1
				Partially Implemented	■ 9
2207	Canvas & Unizin FY22	3	5	Partially Implemented	■ 3
2212	SPH HPM FY22	0	1	Completed	■ 1
2219	Family Medicine & Community Health FY22	0	3	Completed	■ 1
2220	UMD Health Services FY22	3	10	Completed	■ 2
				Not Implemented	■ 1
				Partially Implemented	■ 3 ■ 1
2221	UMTC Housing & Residential Life FY22	0	2	Completed	■ 1
2301	Energy Management FY23	3	19	Completed	■ 2
				Not Implemented	■ 10
				Partially Implemented	■ 3 ■ 4
2302	Real Estate Office FY23	0	2	Partially Implemented	■ 2
2303	Systemwide Student Disability Resources FY23	0	1	Partially Implemented	■ 1
2305	Veterinary Medical Center FY23	6	12	Not Implemented	■ 3 ■ 5
				Partially Implemented	■ 3 ■ 1
2307	Research Animal Resources FY23	1	3	Partially Implemented	■ 1 ■ 2
2308	Genomics Center, University of Minnesota FY23	0	6	Completed	■ 3
				Not Implemented	■ 1
				Partially Implemented	■ 2

Current Status of Recommendations Rated as "Essential" That Are Over Two Years Old and Are Not Fully Implemented

Audit/Report Date	Status- Partially Implemented or Not Implemented	Responsible Administrator	Summary of the Issue/Risk Involved	Current Comments From Management
UMN Duluth Fine Arts March 2019 # of Items: 1	Partially Implemented	Jeremy Youde	Tweed management should improve inventory and valuation records for its art collection. Specifically, Tweed should: <ul style="list-style-type: none"> · Complete the in-process physical inventory, including ensuring the records of art in the inventory database are accurate and complete. · Schedule and conduct periodic inventories and appraisals of the art collection. 	<p>The UMD College of Arts, Humanities, and Social Sciences (CAHSS) (i.e., the college formed from the merger of UMD School of Fine Arts and UMD College of Liberal Arts) efforts to complete a physical inventory of the Tweed Museum's collections were initially hindered by a lack of resources and the COVID-19 pandemic, which created limitations associated with in-person work on campus and impacted the Tweed's ability to conduct an inventory.</p> <p>In 2022, the President's Office offered support to assist CAHSS in remediating this recommendation. To this end, the CAHSS Dean's Office and the UMD Controller's Office are preparing a request for proposal (RFP) for completing the Tweed inventory with current valuations for its collections. To assist with the RFP, CAHSS and the UMD Controller's Office are working with an outside consultant to help ensure that the resulting RFP accurately reflects the scope, scale, and timeframe for the balance of the inventory necessary to be completed. CAHSS anticipates the RFP going out for bid soon.</p> <p>As mentioned in previous updates, the Tweed's ongoing staffing challenges continue to impact progress. Despite these staffing challenges, the CAHSS Dean's Office and UMD Controller's Office assert they are committed to completing this work as quickly as possible.</p>
University Health and Safety Sept 2020 # of Items: 1	Partially Implemented	Katharine Bonneson	UHS and University management should consider establishing UHS as the central authority for University safety training. The central health and safety training authority would be responsible for: <ul style="list-style-type: none"> · Ensuring an accurate and complete course listing. · Tracking course completion and follow-up centrally. · Reviewing and approving the University safety training program periodically to ensure sufficient coverage and oversight. 	<p>University Health and Safety (UHS) kicked off this project in November 2022 with support from the Project Management Office. Project scope has been defined as the current offering of general required safety courses provided by UHS with a goal of connecting those courses to University positions and developing a method to assign, track and monitor course completion by position.</p> <p>There is no change in the anticipated implementation date of 1 to 2 years. Obstacles that could prevent progress include UHS's reliance on support and collaboration from multiple departments, OIT, OHR and OVPR, etc. in order to successfully map and link positions to courses. Cost may also be a factor as UHS is paying for dedicated project management support in order to complete this work.</p>

Total: 2

Collaborative Assessment Status Update

Below is an update provided by OIT management on steps taken to address risks identified in the June 2020 Identity and Access Management Collaborative Assessment.

Identity and Access Management (IAM) Status Update:

This is the 8th status update to the Identity and Access Management collaborative assessment conducted by Internal Audit and The Office of Information Technology.

The IAM program has continued to evolve the strategy introduced during the October 2020 update and will continue to adapt our priorities to best serve the University's IT needs.

As discussed during the May 2021 audit committee update, staffing challenges will continue to slow progress on remediating issues identified in 17 of the 25 IAM components reviewed. Despite this challenge, the university-wide appetite for collaboration is increasing and progress was made in areas that were not previously addressed.

Since the October 2022 update and in addition to the previously mentioned accomplishments, the IAM team has collaborated with units across the University to decommission several legacy technologies to allow for our Identity Tool Replacement effort which will provide capabilities to the University. These capabilities include improved functionality around access provisioning, cloud, self-service, and automation. Once the legacy retirement is completed, IAM will have more capacity to shift its focus to delivering the new Identity Tool. Implementation of this new technology will represent the replacement of three distinct pieces of deeply embedded legacy technology, the elimination of specialized skill sets needed to maintain those systems, and the enablement of future OIT technology strategies.

Additionally, IAM has initiated a significant process improvement effort to increase the institution's capability of managing a broad range of technology. Once concluded, this effort will ensure technology access is driven by business needs and will provide a means for fiscal stewardship of technology licenses.

Below, we have provided a table that outlines several of the accomplishments made on our mitigation plan, as well as a high-level update on our current strategic direction for the IAM program since the October 2022 update. The "Accomplishments" column in the table highlights some of the key steps we have taken related to the identified risk, and the bolded items are ones added since our last update.

Accomplishments:

Category	Accomplishments	Road Map Phase	Risk Level
IAM Strategy	<ul style="list-style-type: none"> -IAM Governance Committee was established as a decision-making body under the authority of EOCC -SAFe methodology successfully implemented to foster collaboration, and alignment and deliver consistent and predictable results -Finalized roadmap and dual-planning the remediation of risks in conjunction with other operational tasks -Refreshed IAM Roadmap updated to reflect emerging post-pandemic conditions -Defined migration strategy for creating a project team to deliver the Identity Replacement Tool -Communicating the vision of Identity Tool Replacement and new capabilities and features valuable for all areas of the University 	IAM Operations/ Onboarding	High
Accountability, Roles and Responsibilities	<ul style="list-style-type: none"> -Continued collaboration with EDMR to establish definitions and ownership for Person-Of-Interest accounts 	IAM Foundational Efforts	High
IAM Team Staffing	<ul style="list-style-type: none"> -Senior Director hired -Hiring freeze exception request approved for 3 open positions -Three open positions filled -Operations team needs/ask reviewed, 10 positions are still required. -Identified 17 Audit findings that are blocked by staffing needs -Center of Excellence model implemented to move service forward while staffing investments are resolved -Implemented strategic staffing initiative to redefine roles based on future needs and technology changes -Collaboration with HR to have IAM as an early adopter and leader in leveraging opportunities provided by PEAK 	IAM Foundational Efforts	High
IAM Policies and Procedures	<ul style="list-style-type: none"> -Completed security gap analysis for all IAM technologies -Plan to remediate all security gaps by the end of FY 22 	IAM Foundational Efforts	Medium
IAM System Classification	<ul style="list-style-type: none"> -SAFe methodology positioned to help create prioritization and visibility of in-progress work -IAM Security Gap Remediation effort in the process, will partially remediate finding 	IAM Foundational Efforts	High
IAM Metrics and Reporting	<ul style="list-style-type: none"> -IAM metrics routine has been instituted -Engaged OIT Site Reliability Engineering (SRE) team to identify key metrics in the IAM space for performance and system health monitoring. 	IAM Foundational Efforts	Low
Technology Sustainability	<ul style="list-style-type: none"> -Team prioritization shifted to eliminate technical debt and prepare for technology replacements. This is a prerequisite to achieving the resolution of many audit findings -Work to scale the Boynton BAA deprovisioning process to other BAA units is complete -Authentication stabilization -SSL certificate technology and process rehomeing complete -Analysis of directory use cases and best practices -Identity Tool Replacement finalist negotiations initiated -Technology automation efforts complete -Analysis of email account usage complete. Deprovisioning planning underway -Analysis of directory technologies to ensure servers and software are supported -Significant system-wide effort for the retirement of legacy technology to enable the start of the Identity Tool Replacement RFP effort -Updated network load-balancer to fortify network security and resiliency 	IAM Foundational Efforts	Low

Accomplishments (continued):

Category	Accomplishments	Road Map Phase	Risk Level
Criteria for de-provisioning	<ul style="list-style-type: none"> -Ongoing effort with OHR and the Provost's Office to standardize Emeritus definitions in PeopleSoft and the Identity Management system -Completed analysis of our account types -Analysis of sponsored accounts completed. Communications and change management plan underway -Implemented automated provisioning and de-provisioning of password management tool -Student and staff technology lifecycle definitions analysis in progress -Pilot of de-provisioning access to email and PHI for former healthcare students complete -Analysis of email account usage complete. Deprovisioning planning underway -Analysis of Employment and Enrollment status to de-provision email access when the business relationship ends -Enabled change management tool de-provisioning to remove manual efforts in managing the tool -Enabled features allowing for future storage quotas to manage technology costs 	Access Deprovisioning	High
IAM Risk Awareness	<ul style="list-style-type: none"> -Completed security gap analysis for all IAM technologies, actively working to remediate all security gaps by the end of FY 22 -Completed roadmap and dual-planning the remediation of risks in conjunction with other operational tasks -Sharing risk findings with IAM Governance to increase awareness and collaboration with business partners 	IAM Operations/ Onboarding	Low
Identity Source Upkeep	<ul style="list-style-type: none"> -Foundational effort to clearly define existing person and identity types to enable future work efforts in this space completed 	Modernized Account Types	Low
Access Request Approvals	<ul style="list-style-type: none"> -Access Request Approvers list capability present in all vendor software for the current finalists for the Identity Tool Replacement RFP 	Group Based Access Control	High
Unified Request Process	<ul style="list-style-type: none"> -Unified request process capability present in all vendor software for the current finalists for the Identity Tool Replacement RFP -Conversations with the PEAK office started to establish an IAM presence in the central HR request portal 	Group Based Access Control	High
Employee Transfer	<ul style="list-style-type: none"> -Implemented initial user re-provisioning (i.e., adding and removing access) process for transferred employees in the COE to ensure the right level of access is granted for their new duties and access associated with former duties has been removed in a timely manner. 	Access Deprovisioning	High
Role/Group Management	<ul style="list-style-type: none"> -Pilot activities for deprovisioning at the end of employment completed. Technology is now positioned for broader access deprovisioning across the University -Due to IAM Team Staffing Risk (see above), the team now provides access to these resources in a Center of Excellence model for units to leverage as a temporary first step, this launched in July and is now being communicated broadly. -Student enrollment changes production ready. Session-based access is now provisioned instead of course based -Advanced efforts to define standard and scalable service levels for Enterprise Roles and Group Management 	Group Based Access Control	High
Access Termination	<ul style="list-style-type: none"> -Pilot activities for deprovisioning at the end of employment completed. Technology is now positioned for broader access deprovisioning across the University -IAM is working to provide access to these resources in a Center of Excellence model for units to leverage as a temporary first step due to IAM Team Staffing Risk (see above) -New technology for Boynton BAA de-provisioning process automation implemented -Lingering access for terminated employees to be reduced is complete -Student and staff technology lifecycle definitions analysis in progress -Developed, implemented, and documented a new emergency termination deprovisioning process 	Access Deprovisioning	High

Accomplishments (continued):

Category	Accomplishments	Road Map Phase	Risk Level
Management of Non-standard and 3rd Party Accounts	<ul style="list-style-type: none"> -Proof of Concept for supplemental accounts process completed. Future work on this has been put on hold due to IAM Team Staffing Risk (see above). -New account type created non-human access as a first step towards enabling differentiation from human accounts as well as enabling future controls and review of these accounts -Delivered non-human account-type use cases 	Modernized Account Types	High
Periodic Account and Role/Group Certifications	<ul style="list-style-type: none"> -Periodic account review capability present in all vendor software for the current finalists for the Identity Tool Replacement RFP 	Access Deprovisioning	High
Shared Accounts	<ul style="list-style-type: none"> -New account type created non-human access as a first step towards enabling differentiation from human accounts as well as enabling future controls and review of these accounts -Continued analysis on enabling non-human account type use cases 	Modernized Account Types	High
<p><i>*The categories identified in this chart are the result of the collaborative effort between OIA and the IAM Team to review and identify areas of concern that need to be addressed in order to successfully implement a new IAM strategy at the University.</i></p>			
<p><i>**Items in bold are accomplishments since the last update</i></p>			

Strategic Direction:

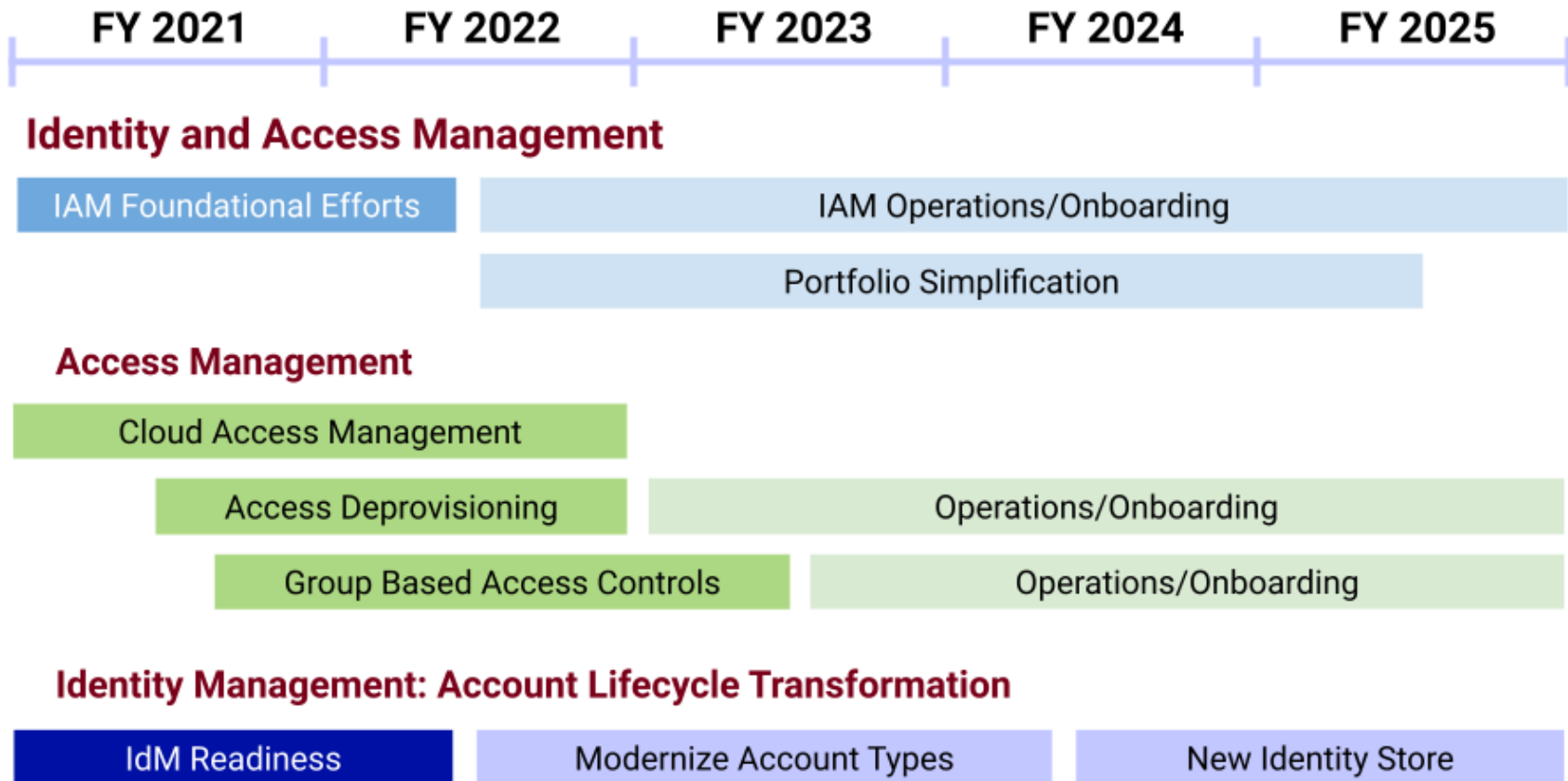
The strategic direction for OIT continues to evolve to address the current conditions of the University, but more importantly to plan for the future of needs and objectives that will allow the University to continue to deliver on its mission. Necessarily, the strategy developed prior to the June 2020 Collaborative Assessment has also been updated to prepare for opportunities and mitigate challenges anticipated by the IAM Program.

- 1. Reprioritize Our Work:** The Identity Tool Replacement RFP promises to modernize existing capabilities while providing the tools needed to establish new services that will simplify work, access, and accountability. These changes will allow staff to focus on their business objectives while ensuring technology access is seamless and appropriate. However, the breadth of work within the audit and in this migration is not sustainable with the current level of staff. The IAM Program will have to make strategic decisions about what work will be done during the migration and what efforts should be paused. By pausing some efforts, the IAM Program expects to create the work capacity needed to deliver on the Identity Tool Replacement and then resume that work with a superior tool that can streamline the resumed work.
- 2. Find and Communicate Value:** The work required by the audit and Identity Tool Replacement is a barrier for our partners and stakeholders. The IAM conversations need to shift towards understanding their business processes to identify opportunities and clearly articulate how this work can help them deliver on their objectives.
- 3. Support and Leverage OIT Strategies:** OIT strategies are being developed to reduce the complexity around technology and changes. The OIT cloud strategy can reduce the amount of operational work performed by University staff while allowing for the automation of technology delivery. The OIT data strategy can provide a standardized layer between the technologies so that the University will incur far less change management overhead which will allow for the University to be more responsive to the rapidly changing technology landscape. The IAM Program will be a critical component in both efforts by providing access controls and data to these systems. Additionally, these systems will benefit the IAM Program in the same way they benefit the University as a whole.
- 4. Simplify Work and Provide Self-Service:** To continue our efforts of creating capacity for growing our services, the IAM Program will investigate more opportunities for self-service and explore options to shift work commensurate to staff skill levels. Highly skilled members of the IAM staff should be focused on high-skill work. Proper technology selection and process creation will allow work to be shifted to staff with right-sized skill sets. In addition, the IAM team needs to focus on leveraging fewer tools with more capabilities so that the ratio of technology to staff is more appropriate. Finally, shifting our technology to the cloud will help reduce operational efforts that pull IAM staff away from audit and program objectives.

Roadmap:

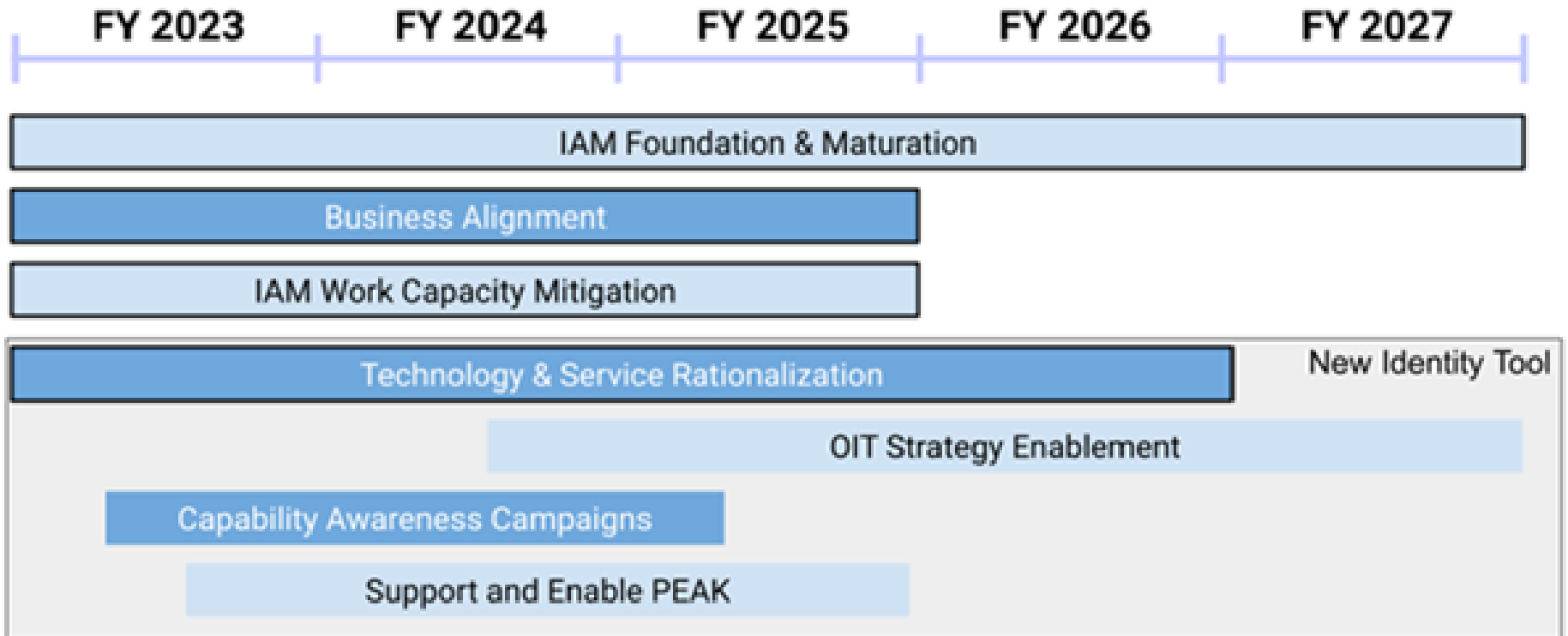
With the current staffing challenges, the IAM Roadmap presented in the June 2020 Collaborative Assessment needs to be refreshed. The plan was created prior to the pandemic with the assumptions that more investments would occur. Below is the original timeline followed by the timeline based on the resources available today, the strategy outlined in this update, and the evolution of the OIT strategy:

Original Timeline



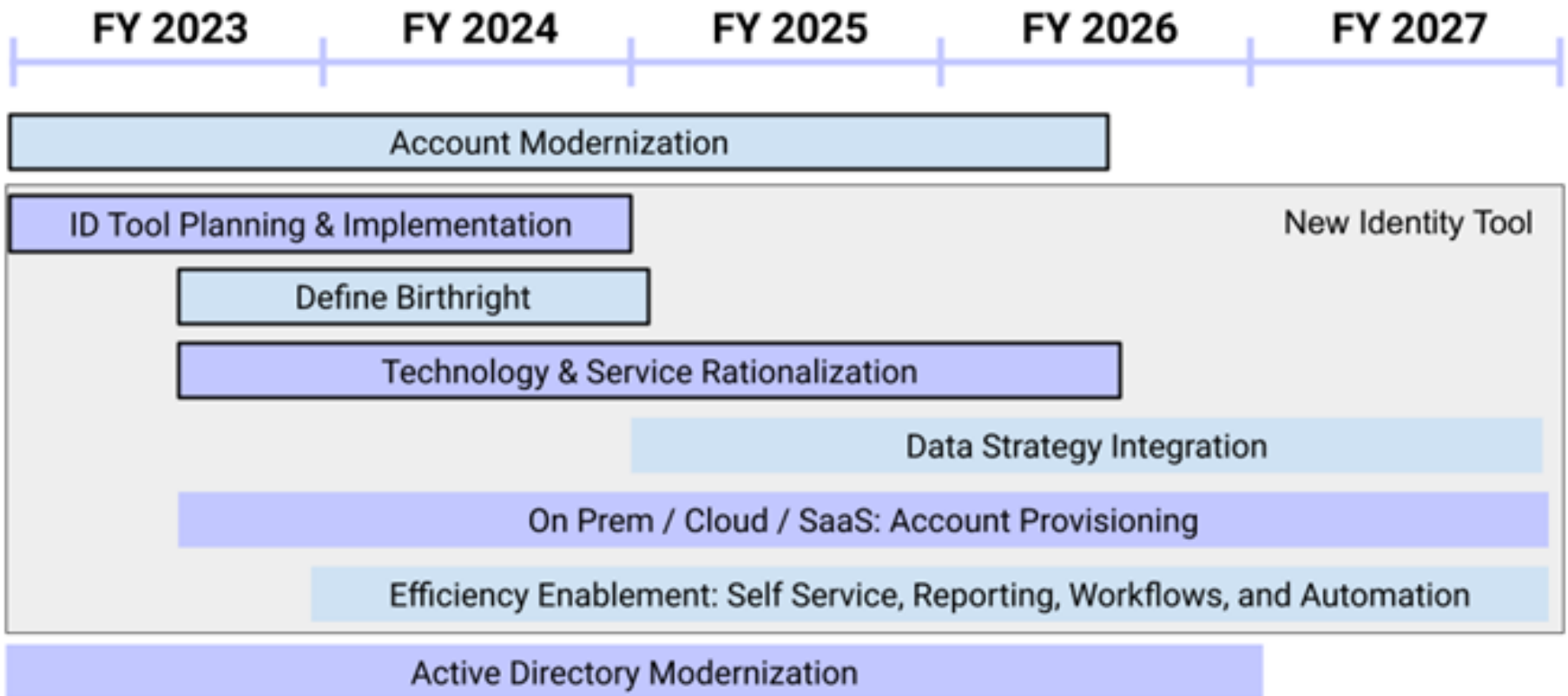
Roadmap (continued):

Updated Program Timeline



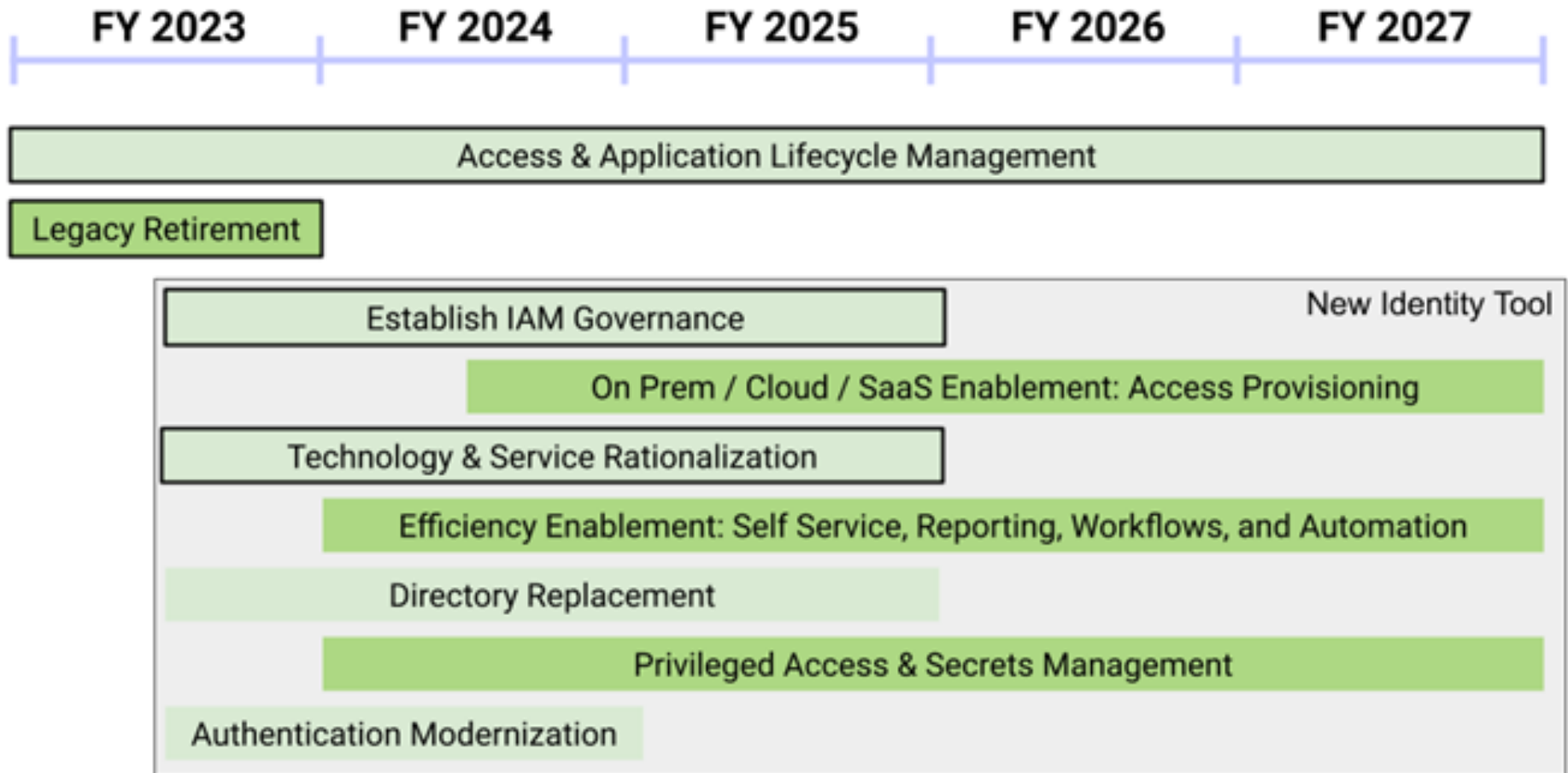
Roadmap (continued):

Updated Identity Timeline



Roadmap (continued):

Updated Access / Onboarding Timeline



Progress on Implementation of Audit Recommendations

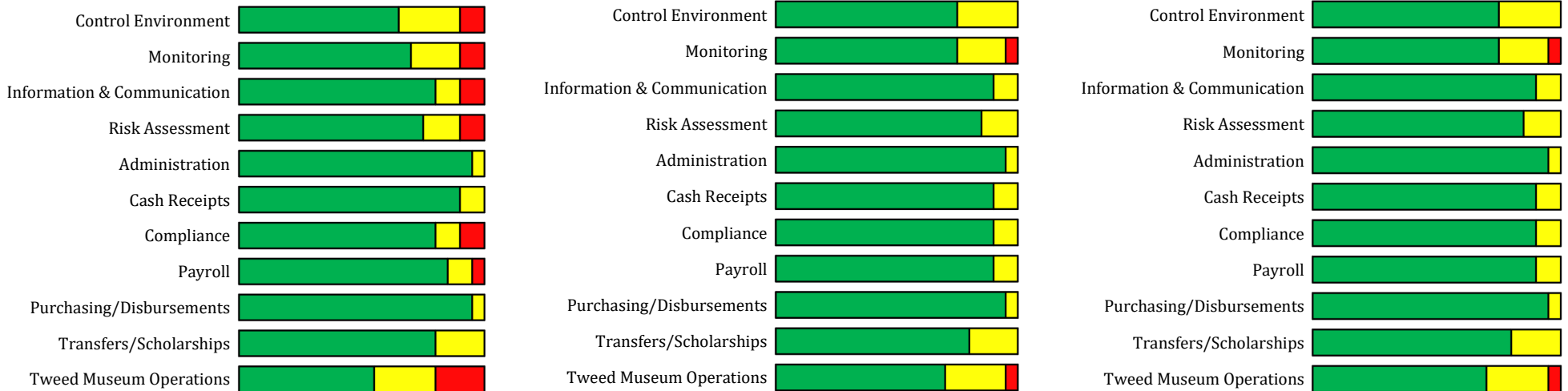
The bar charts shown below are presented to provide pictorial displays of the progress units are making on implementing audit recommendations rated as "essential." The bar chart included in the original report is shown in the left column, along with updated bar charts showing the previous audit period and the current status of the "essential" recommendations only (those bars that have red segments). The chart in the center column displays the status as of October 2022, while the chart on the right represents the current status. Charts are not presented for investigations. Charts for those units having implemented all "essential" recommendations during the current audit period are shown at the end of this report.

Original Report Evaluation

Previous Audit Period Evaluation

Current Audit Period Evaluation

UMD Fine Arts (Mar 2019)




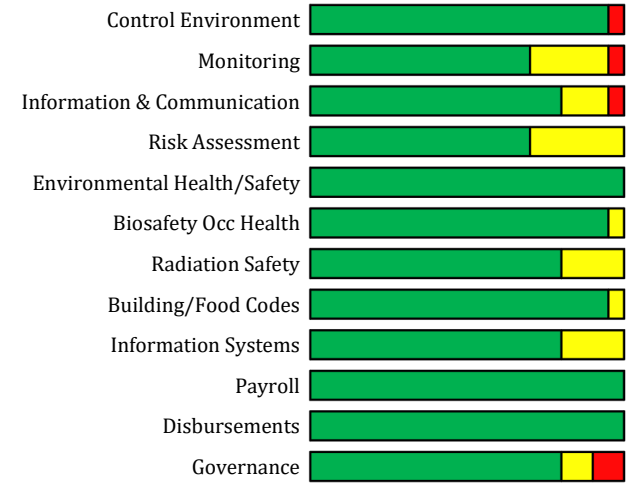
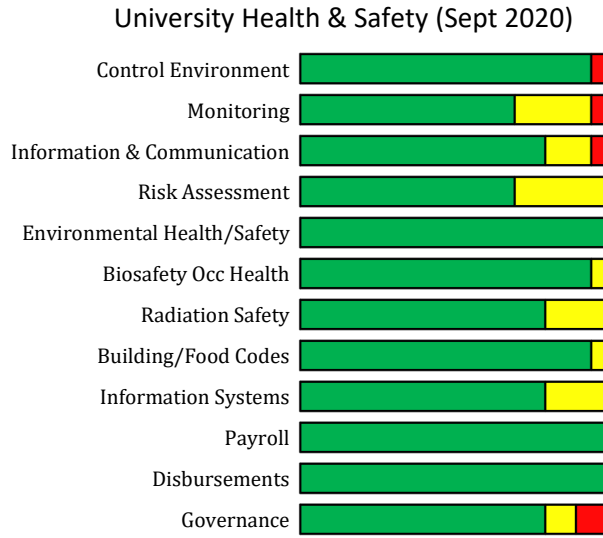
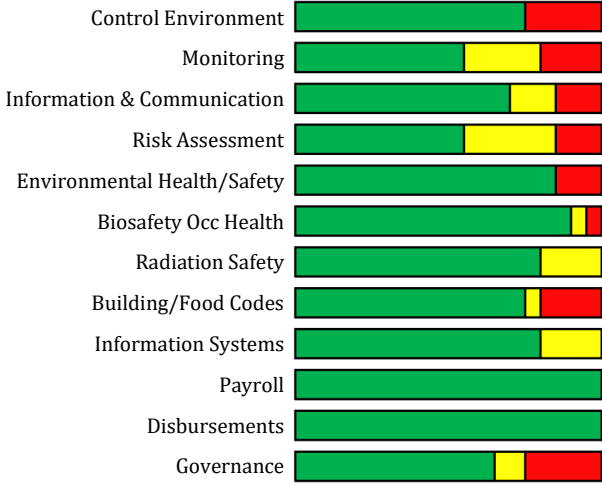


■ Adequate Control
 ■ Significant Control Issue(s)
 ■ Essential Control Issue(s)

Original Report Evaluation

Previous Audit Period Evaluation

Current Audit Period Evaluation



■ Adequate Control ■ Significant Control Issue(s) ■ Essential Control Issue(s)

Original Report Evaluation

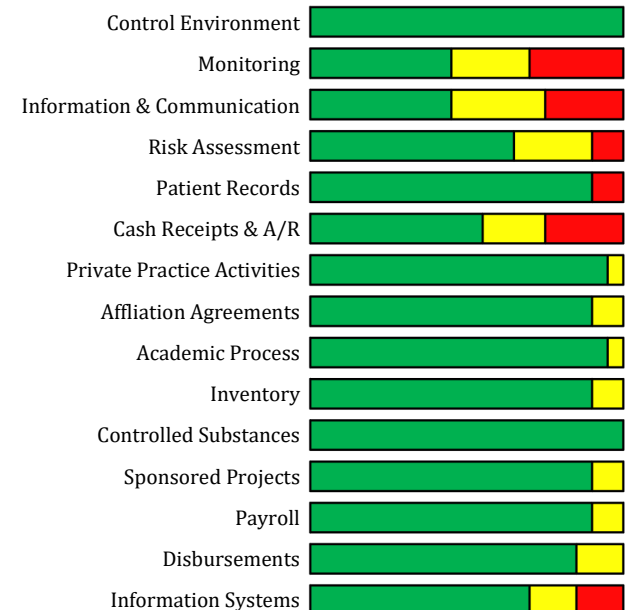
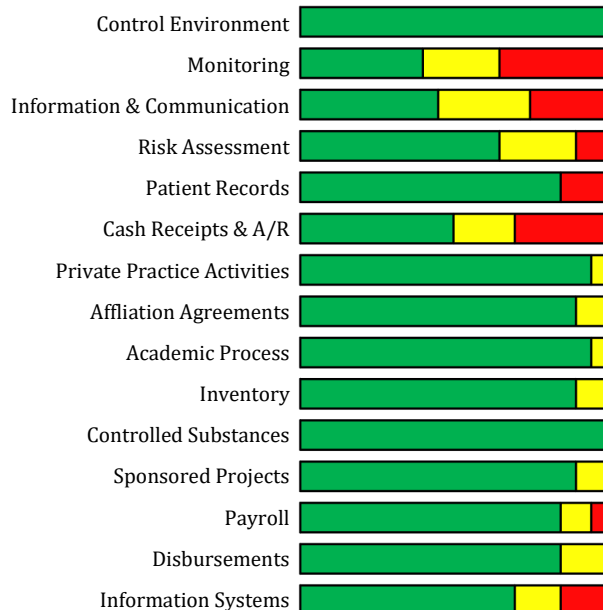
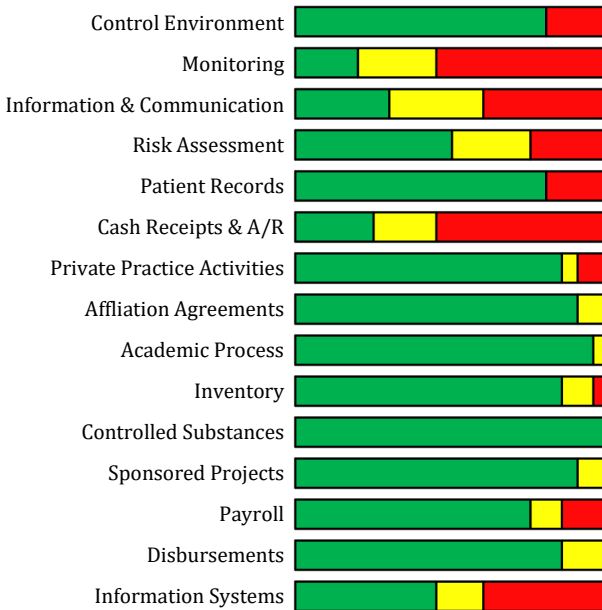
Previous Audit Period Evaluation

Current Audit Period Evaluation

UMN Duluth Department of Human Resources (Aug 2021)



School of Dentistry (Sept 2021)






■ Adequate Control ■ Significant Control Issue(s) ■ Essential Control Issue(s)

Original Report Evaluation

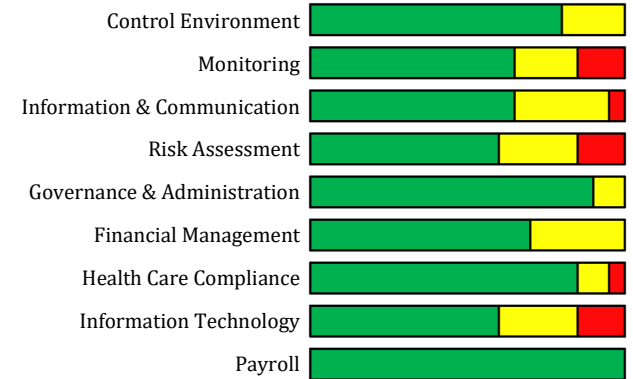
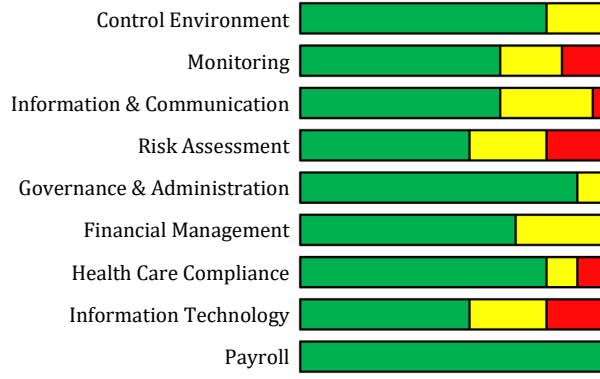
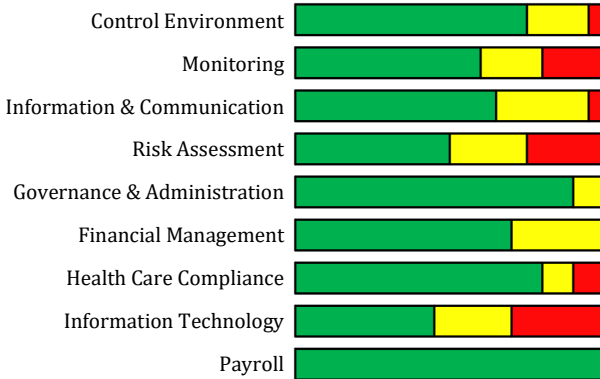
Previous Audit Period Evaluation

Current Audit Period Evaluation

Canvas and Unizin (Sept 2021)

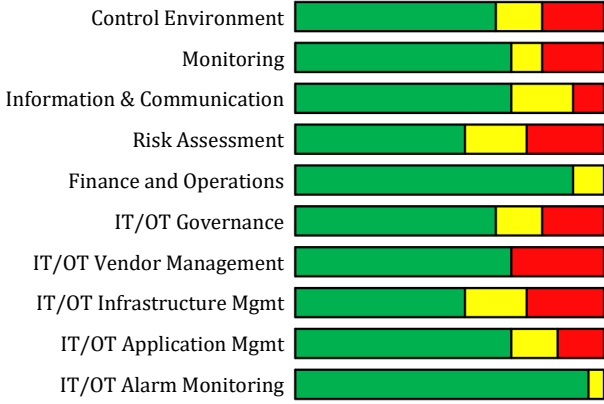


UMD Health Services (May 2022)



■ Adequate Control ■ Significant Control Issue(s) ■ Essential Control Issue(s)

Original Report Evaluation

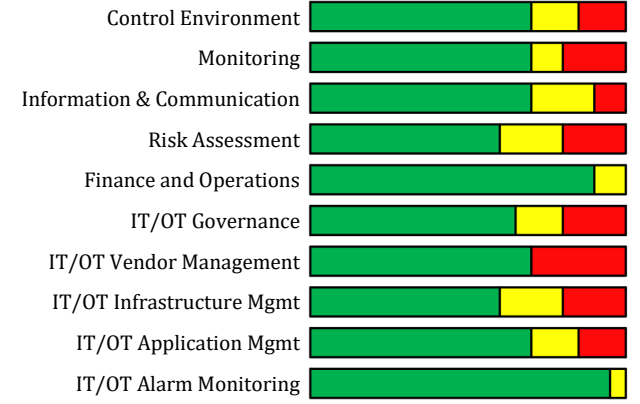


Previous Audit Period Evaluation

Energy Management (July 2022)



NO PREVIOUS CONTROL EVALUATION CHART

Current Audit Period Evaluation



Real Estate Office (July 2022)

NO PREVIOUS CONTROL EVALUATION CHART




■ Adequate Control ■ Significant Control Issue(s) ■ Essential Control Issue(s)

Original Report Evaluation

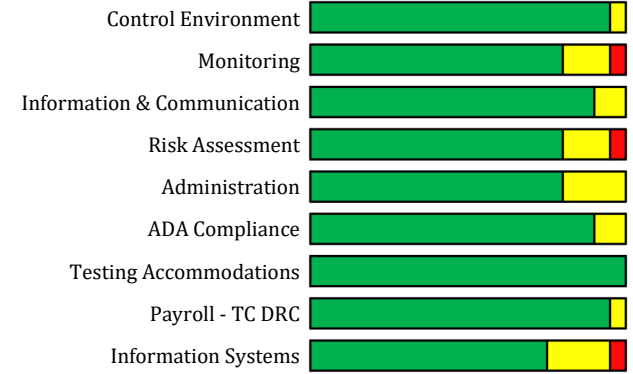
Previous Audit Period Evaluation

Current Audit Period Evaluation

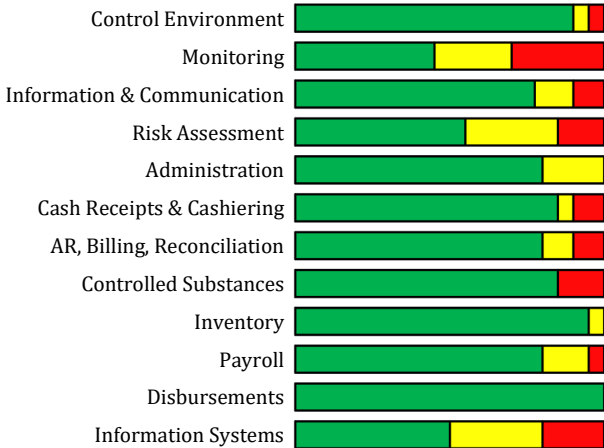
Systemwide Student Disability Resources (August 2022)



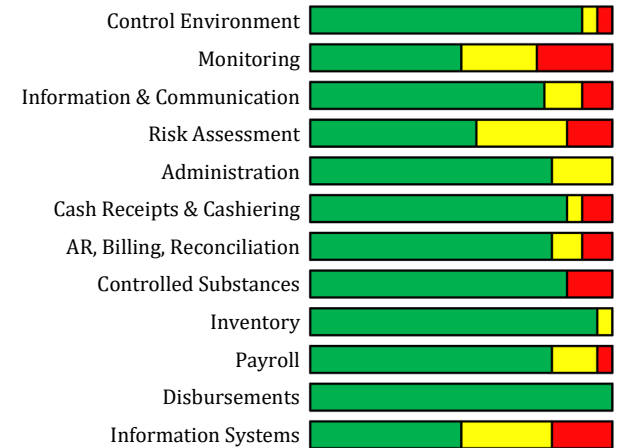
NO PREVIOUS
CONTROL EVALUATION
CHART



Veterinary Medical Center (August 2022)



NO PREVIOUS
CONTROL EVALUATION
CHART



■ Adequate Control ■ Significant Control Issue(s) ■ Essential Control Issue(s)

Original Report Evaluation



Previous Audit Period Evaluation

Research Animal Resources (August 2022)

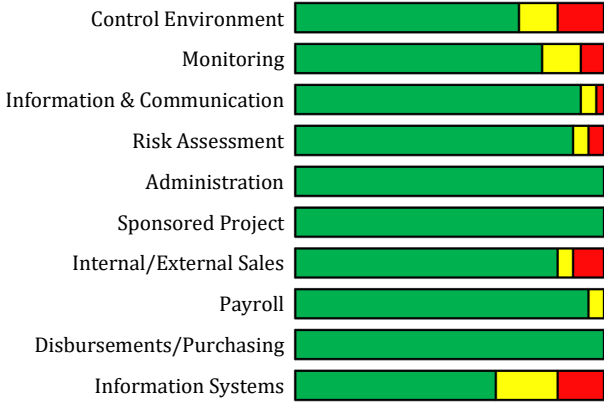
NO PREVIOUS CONTROL EVALUATION CHART

Current Audit Period Evaluation



Univeristy of Minnesota Genomics Center (August 2022)

NO PREVIOUS CONTROL EVALUATION CHART



■ Adequate Control ■ Significant Control Issue(s) ■ Essential Control Issue(s)

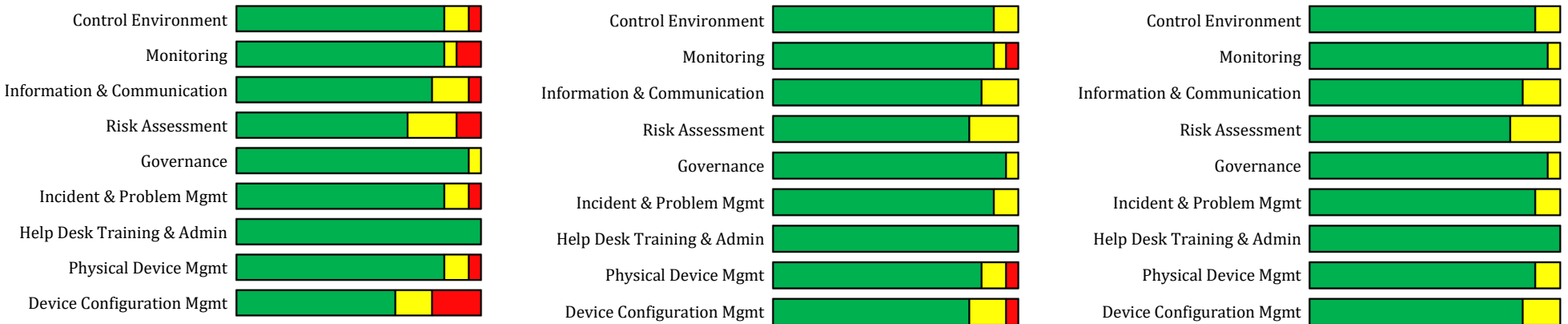
Fully Implemented "Essential" Recommendations During the Past Audit Period

Original Report Evaluation

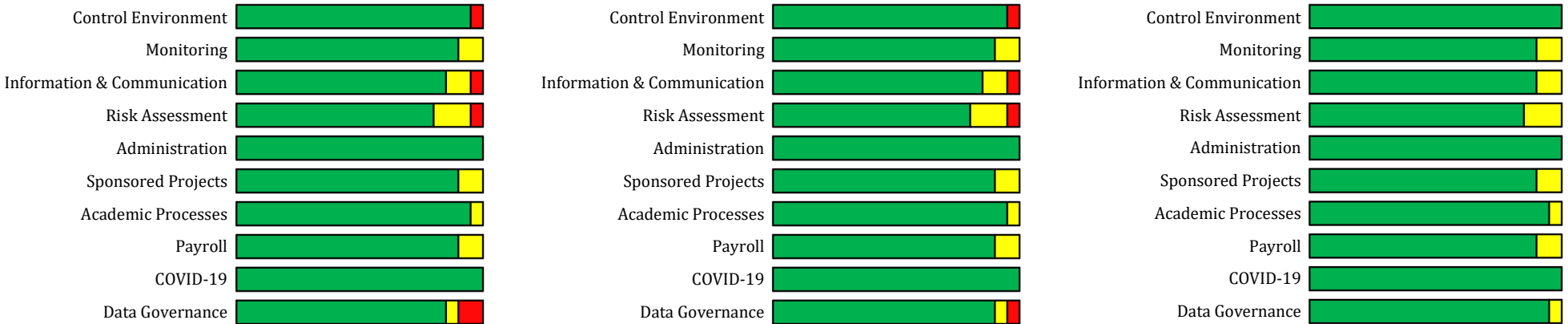
Previous Audit Period Evaluation

Current Audit Period Evaluation

OIT Service Desk and Device Management (Aug 2021)



School of Public Health - Health Policy & Management (Jan 2022)



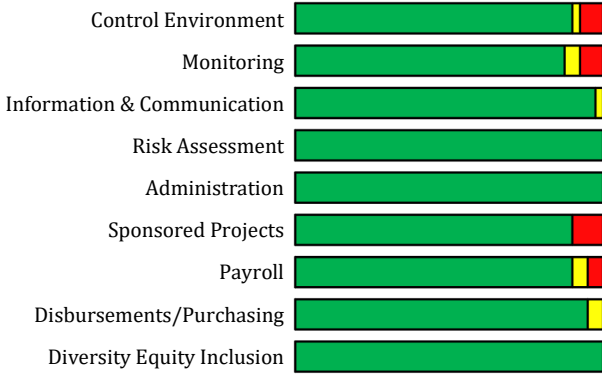
■ Adequate Control
 ■ Significant Control Issue(s)
 ■ Essential Control Issue(s)

Original Report Evaluation

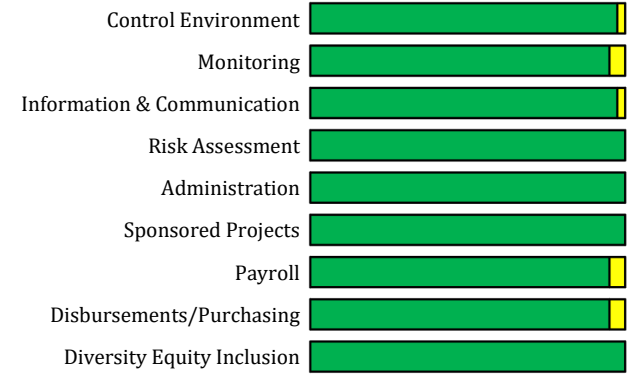
Previous Audit Period Evaluation

Current Audit Period Evaluation

Department of Family Medicine and Community Health (March 2022)



NO PREVIOUS
CONTROL EVALUATION
CHART



Housing and Residential Life (May 2022)



NO PREVIOUS
CONTROL EVALUATION
CHART



■ Adequate Control ■ Significant Control Issue(s) ■ Essential Control Issue(s)

Audit Activity Report

Scheduled Audits

Completed Audits Of:

- University Services – Vice President Transition Review
- UMD Chancellor Transition Review
- Community-University Health Care Center (CUHCC)
- Women's Gymnastics, Women's Tennis, Men's Golf, Women's Golf Compliance and Operations
- University Recreation and Wellness
- UMD Information Technology Systems and Services

Began/Continued Audits Of:

- Department of Microbiology and Immunology
- UMD Dining Services
- Bell Museum
- I-9 Temporary Process Compliance
- The Hormel Institute
- Department of Civil, Environmental, and Geo-Engineering
- Boynton Health Services
- OIT Server Administration

Investigations

- Performed investigative work on two issues in accordance with the University Policy on Reporting and Addressing Concerns of Misconduct.

Special Projects

- Provided advisory services related to University payroll exception testing.
- Provided technology advisory services in several areas including: identity and access management, data center management, vendor management, logging and monitoring, and information security and compliance.

Other Audit Activities

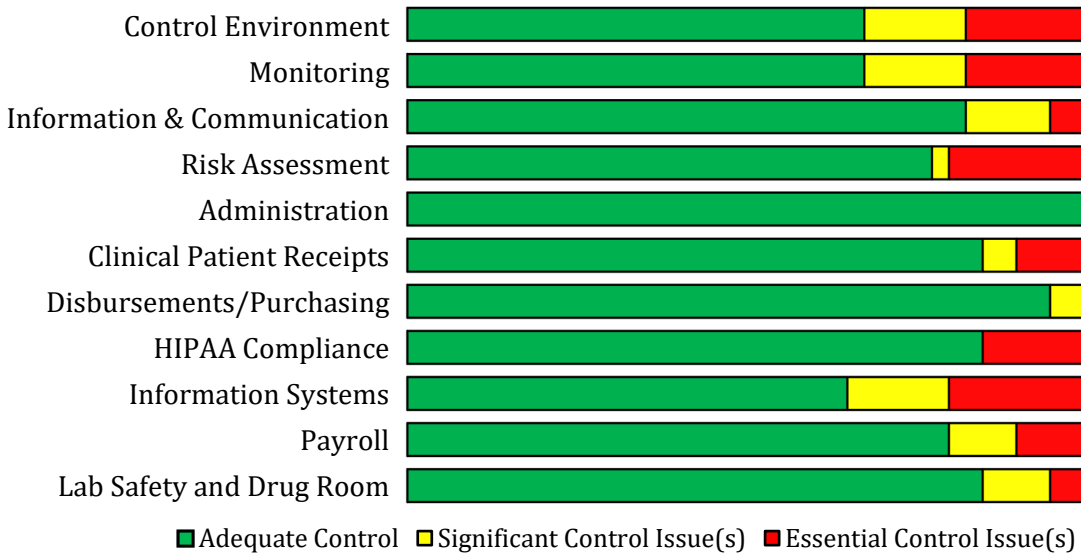
Participated in the following:

- President's Cabinet
- Senior Leadership Group
- President's Policy Committee
- Policy Advisory Committee
- Board of Regents Policy Committee
- Executive Compliance Oversight Committee
- Institutional Conflict of Interest Committee
- IT Leadership Committees
- HRPP Advisory Committee
- Research Compliance Committee
- Diversity Community of Practice
- PEAK Advisory Council
- University of Minnesota Foundation Audit Committee

- Metropolitan Council Audit Committee
- Association of College and University Auditors (ACUA) Committee on Athletics
- Associate Vice President for Research Integrity and Compliance Search Committee
- Enterprise Risk Management Task Force

Audit Reports Issued Since October 2022

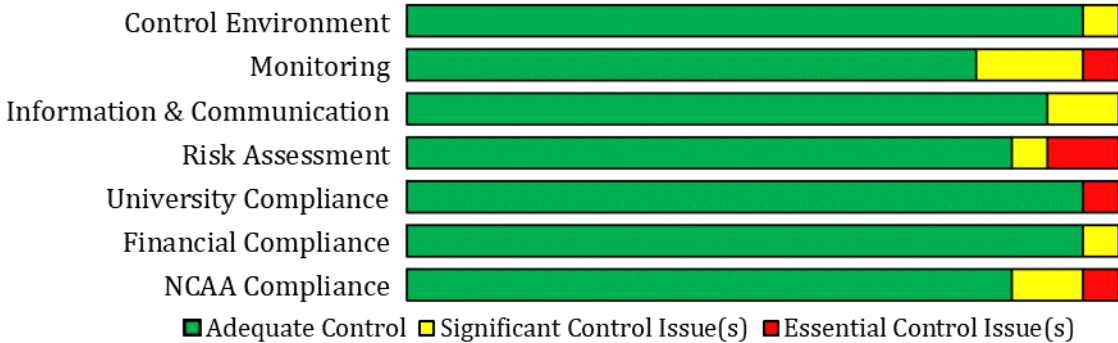
CUHCC Control Evaluation



Report Number:	2312	Issue Date:	December 2022
# of Essential Recs:	12	Total # of Recs:	21
Overall Assessment:	Adequate	Adequacy of MAP:	Good

The Community-University Health Care Center (CUHCC) was founded in 1966 by the University of Minnesota as the first community health center in Minnesota and provides primary care services to children and low-income families in South Minneapolis. CUHCC is a federally qualified health center (FQHC) and department within the University of Minnesota Office of Academic Clinical Affairs. They serve over 11,000 patients a year through nearly 60,000 visits annually. The patient population comes from over 12 different racial and ethnic groups that span five continents. Their services include medical, dental and mental health care, and legal advocacy for domestic abuse and sexual assault. CUHCC has developed a control environment and a system of internal control that adequately addresses most major business, compliance, and information technology risks. However, some control processes require improvement. CUHCC’s finance, operations and information technology processes are unique and sometimes complex, and the nature of clinical activities increases inherent risks including those associated with data management. CUHCC has also had some important transitions in leadership roles and has been challenged to get staffing levels back to an optimum level.

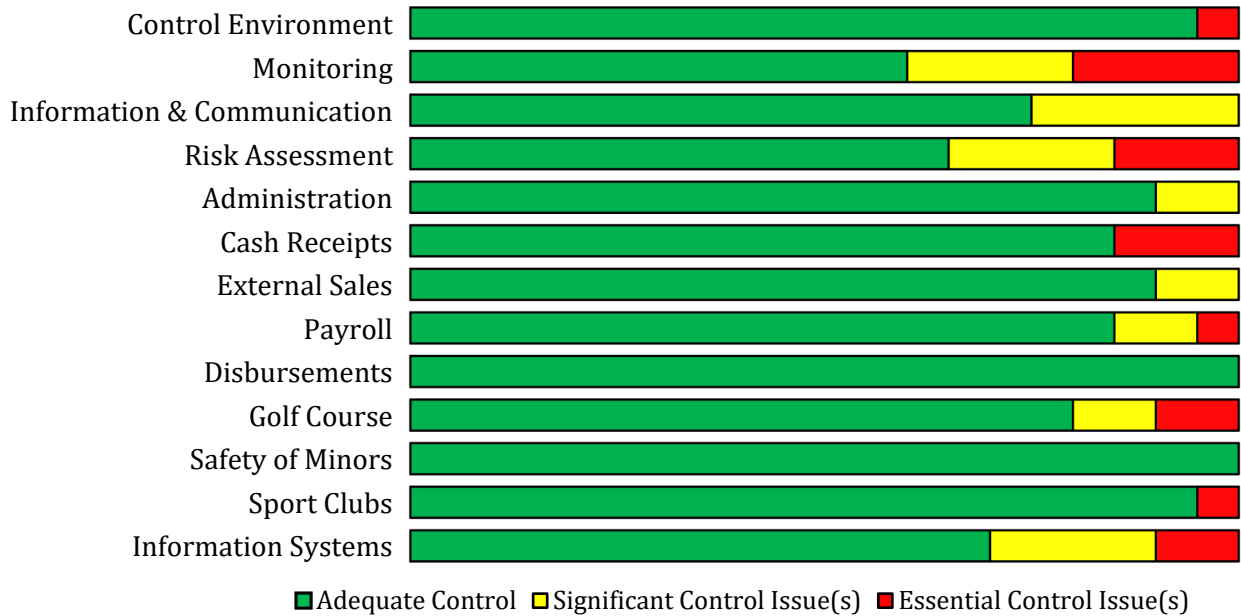
Women’s Gymnastics, Women’s Tennis, Men’s Golf and Women’s Golf Compliance and Operations Control Evaluation



Report Number:	2313	Issue Date:	January 2023
# of Essential Recs:	2	Total # of Recs:	4
Overall Assessment:	Good	Adequacy of MAP:	Good

Four Twin Cities’ Olympic sports were reviewed for this audit: women’s gymnastics, women’s tennis, men’s golf, and women’s golf. Combined all four programs have approximately 50 student-athletes on their rosters. Each program employs two coaches, except for women’s gymnastics that employs three. We believe the women’s gymnastics, women’s tennis, men’s golf and women’s golf programs, Office of Athletics Compliance (OAC), and the Athletics Business Office (ABO) have developed a control environment and a system of internal controls that address most major business and compliance risks within the four programs. However, we did note some opportunities where the sport programs can strengthen internal controls related to University financial procedures and OAC procedures to ensure ongoing NCAA compliance. Essential recommendations were identified related to verifying compliance with University policy on physical video footage and ensuring ongoing NCAA compliance as one violation related to the use of cameras to monitor voluntary practices. The OAC is working with Athletics to address this compliance concern. All four sports commended the OAC for their prompt response to questions, willingness to provide assistance, and effort to ensure they are properly educated on NCAA regulations.

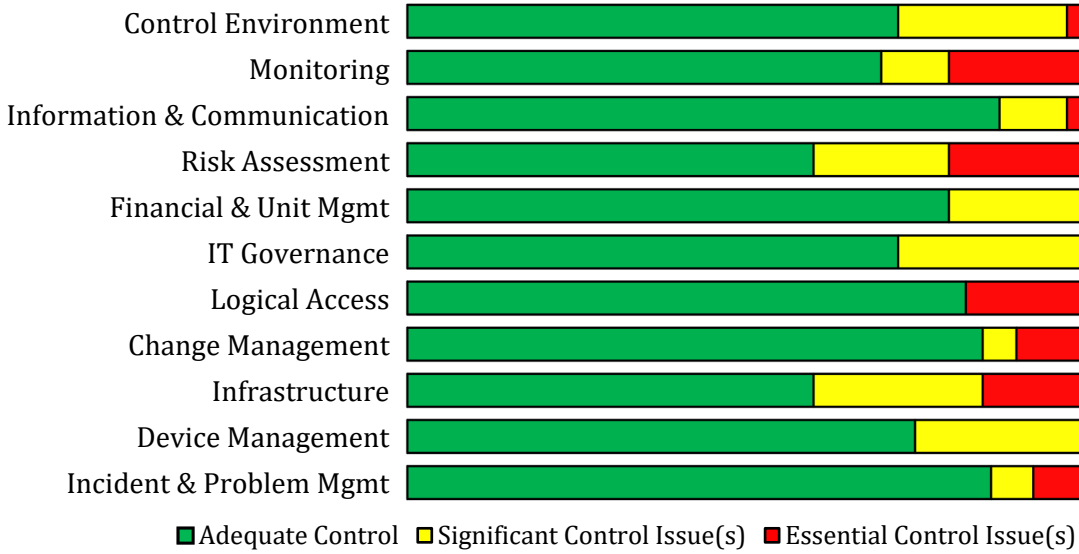
RecWell Control Evaluation



Report Number:	2314	Issue Date:	January 2023
# of Essential Recs:	9	Total # of Recs:	25
Overall Assessment:	Needs Improvement	Adequacy of MAP:	Good

University Recreation and Wellness (RecWell) offers a wide variety of activities of fitness, adventure, wellbeing, recreational activities, youth programs and community activities to students and the Twin Cities campus' community. RecWell is a division of the Office of Student Affairs and has an annual budget of approximately \$13.5M and 50 full-time staff. RecWell is funded by a mixture of student fees and self-generated revenue. Pre-pandemic budget was 60% student service fee (SSF) and 40% self-generated; however, RecWell is currently at a 72% SSF/28% self-generated revenue budget as self-generated revenue dropped since the start of the pandemic. The Golf Course joined RecWell in 2009 and is supported entirely by self-generated revenue. However, it currently does not generate enough revenue to maintain its facilities and equipment, or to renovate its historic club house. RecWell's information systems and financial management processes warrant attention to ensure appropriate internal controls are in place, risks are mitigated, and monitoring is enhanced. The recent structure change that has brought in OIT leadership we expect will address many of the IT issues; however, these changes will take time to mature. Items needing financial management attention include: establishing cashiering controls, monitoring a third-party vendor's financial activity, improving separation of duties, and ensuring necessary reconciliations.

UMD ITSS Control Evaluation



Report Number:	2315	Issue Date:	February 2023
# of Essential Recs:	12	Total # of Recs:	38
Overall Assessment:	Adequate	Adequacy of MAP:	Good

UMD Information Technology Systems and Services (ITSS) provides and coordinates IT systems, support, and services on the UMD campus. ITSS’s services to the UMD campus include application development, computer management, telephone and voicemail, training and workshops, web hosting and infrastructure support. In addition, ITSS leverages technologies and services from the Office of Information Technology (OIT). ITSS has developed a control environment and a system of internal control that adequately addresses most major business, compliance, and information technology risks. However, we identified several essential recommendations to address IT controls and security risks in the broad array of ITSS’ services. While these recommendations are important to ITSS’s services that are critical to the UMD campus; risk is partly reduced as ITSS does not manage central finance, HR, or student systems and has no systems containing highly confidential data.

Transition Review Reports Issued Since October 2022

Due to the targeted scope of these audits no control evaluation charts are developed.

University Services - VP

Report Number:	2310	Issue Date:	October 2022
# of Essential Recs:	0	Total # of Recs:	0
Overall Assessment:	Good	Adequacy of MAP:	NA

The activities of the former Vice President reflected a prudent use of University resources and thoroughness in the necessary administrative functions required for a smooth transition for the new interim Vice President. Interviews with core staff members, as well as a review of HR and financial data noted no new/increased deferred compensation agreements or inappropriate spending. Key administrative tasks have been completed and approved. One notable issue was identified in that performance related compensation increases were approved but not implemented for all direct reports of the former Vice President. University Services leadership has been informed and has addressed this issue.

UMD Chancellor

Report Number:	2311	Issue Date:	October 2022
# of Essential Recs:	0	Total # of Recs:	0
Overall Assessment:	Good	Adequacy of MAP:	NA

The activities of the former UMD Chancellor reflected a prudent use of University resources and thoroughness in the necessary administrative functions required for a smooth transition for the new Chancellor. Interviews with core staff members, as well as a review of HR and financial data noted no new/increased deferred compensation agreements or inappropriate spending. Key administrative tasks have been completed and approved. No report level issues were identified.

SNAP Review Summary

SNAP reviews are highly focused reviews conducted on a single University process or activity. These reviews are designed to be completed quickly, and often leverage data analytics to minimize unit disruptions. They are intended to provide prompt results to business process owners so that potential problems can be addressed prior to formal audit reviews. The following is a summary of the SNAP reviews we conducted this reporting period.

Faculty Development Leaves

This SNAP review focused on confirming whether faculty on a development leave (i.e., sabbatical and single semester) submitted a summary report of their activity while on leave in accordance with University policy. Additionally, a high-level review of the entry and tracking of these development leaves in PeopleSoft HRMS was performed.

Absences Not Processed

This SNAP review focused on absences in PeopleSoft Absence Management that were submitted but not processed. Unprocessed absences could indicate that a supervisor is not routinely reviewing absence requests and the time is not being deducted from the employee's vacation/sick balance.

Management Remediation Plans that Involve PEAK

The following table includes recommendations and risks identified in Internal Audit reports for which management stated would be resolved at least in part through the PEAK Initiative.*

Audit	Report Date	Summary of the Issue	Management Response	Function Area	Recommendation Rating	Status of Essential Recommendation
UMD Human Resources (UMD HR)	August 2021	Human resources' roles and responsibilities are not clearly defined and documented to ensure understanding, efficiency, and consistency.	UMD HR plans to assess the feasibility of a structural plan pending the results of PEAK.	Human Resources	Essential	Not Implemented
		There are opportunities to improve the efficiency and consistency of I-9 processing on the UMD campus.	At UMD, I-9 processing is the responsibility of the hiring unit and not UMD HR, which is neither staffed nor has the resources to process I-9s centrally. UMD HR plans to review I-9 processes for the campus alongside the results of PEAK.	Human Resources	Significant	N/A
Employee Visa and Immigration Support Collaborative Assessment	November 2021	The Collaborative Assessment report identified risks related to strategy, hiring, and visa processing.	Senior management plans to establish a task force comprising representatives from all units with visa-related duties to review the collaborative assessment report and the University's visa support processes holistically. This work is expected to be carried out as part of the broader PEAK initiative.	Human Resources	N/A - this Collaborative Assessment identified Medium and Low risk areas for improvement, but not as recommendations	N/A

***Note:** The items in the table above were previously provided as part of the October 2022 docket materials. To date, there were no additional items identified where management stated the remediation of a recommendation would be resolved at least in part through PEAK.