Audit & Compliance Committee

February 2020

February 13, 2020

8:00 a.m.

Boardroom, McNamara Alumni Center

AUD - FEB 2020

1. External Auditor Report and Review of Completed Audit Work
    - Docket Item Summary - Page 3
    - Uniform Guidance Audit Report of Federal Awards - Page 4
    - OHE Report - Crookston Campus - Page 85
    - OHE Report - Duluth Campus - Page 90
    - OHE Report - Morris Campus - Page 95
    - OHE Report Twin Cities & Rochester Campuses - Page 100
    - NCAA Agreed-Upon-Procedures Report - Page 105
    - Presentation Materials - Page 120
2. Review of External Auditor Relationship and Services Provided
    - Docket Item Summary - Page 135
    - Review of External Auditor Relationship - Page 136
3. External Audit Plan
    - Docket Item Summary - Page 141
    - External Audit Plan - Page 142
4. External Quality Assurance Review Report
    - Docket Item Summary - Page 155
    - Self Assessment Report - Page 156
    - External Quality Assurance Review Final Report - Page 163
5. Internal Audit Update
    - Docket Item Summary - Page 167
    - Internal Audit Update - Page 168

BOARD OF REGENTS
DOCKET ITEM SUMMARY

Audit & Compliance **February 13, 2020**

AGENDA ITEM: External Auditor Report and Review of Completed Audit Work

☐ **Review**	☐ **Review + Action**	☐ **Action**	☒ **Discussion**

☐ *This is a report required by Board policy.*

PRESENTERS: Sue Paulson, Controller
Katie Knudtson, Partner, Deloitte & Touche, LLP
Judi Dockendorf, Managing Director, Deloitte & Touche, LLP

PURPOSE & KEY POINTS

The purpose of this item is to review the results for audit and audit-like services performed by Deloitte & Touche, LLP (Deloitte) July 2019 to present.

Information presented by Deloitte will include:

- FY 2019 Annual Financial Report.
- Office of Management and Budget (OMB) Uniform Grant Guidance Compliance audit.
- Minnesota Office of Higher Education financial aid programs examination for Crookston, Duluth, Morris, Rochester, and Twin Cities campuses.
- National Collegiate Athletic Association (NCAA) Agreed-Upon Procedures for the Twin Cities campus.

BACKGROUND INFORMATION

The Audit & Compliance Committee oversees external audit engagements on behalf of the Board of Regents. This report is presented in accordance with Board of Regents Policy: *Board Operations and Agenda Guidelines.*

All the above listed reports, including the external auditor summary report are included in the Audit & Compliance Committee docket materials. The FY 2019 annual financial report was included in the December 12, 2019 Finance & Operations Committee docket.

University of Minnesota

Schedule of Expenditures of Federal Awards and
Schedule of Findings and Questioned Costs
for the Year Ended June 30, 2019 and
Independent Auditors' Reports

UNIVERSITY OF MINNESOTA

TABLE OF CONTENTS

	Page
INDEPENDENT AUDITORS' REPORT ON COMPLIANCE FOR EACH MAJOR FEDERAL PROGRAM, REPORT ON INTERNAL CONTROL OVER COMPLIANCE, AND REPORT ON SCHEDULE OF EXPENDITURES OF FEDERAL AWARDS REQUIRED BY THE UNIFORM GUIDANCE	1–3
SCHEDULE OF EXPENDITURES OF FEDERAL AWARDS FOR THE YEAR ENDED JUNE 30, 2019	4–74
NOTES TO THE SCHEDULE OF EXPENDITURES OF FEDERAL AWARDS FOR THE YEAR ENDED JUNE 30, 2019	75–76
SCHEDULE OF FINDINGS AND QUESTIONED COSTS FOR THE YEAR ENDED JUNE 30, 2019	77–78
SUMMARY SCHEDULE OF PRIOR YEAR AUDIT FINDINGS FOR THE YEAR ENDED JUNE 30, 2019	79

Deloitte & Touche LLP
Suite 2800
50 South Sixth Street
Minneapolis, MN 55402-1538
USA

Tel: +1 612 397 4000
Fax: +1 612 397 4450
www.deloitte.com

Independent Auditor's Report on Compliance for Each Major Federal Program; Report on Internal Control Over Compliance; and Report on Schedule of Expenditures of Federal Awards Required by the Uniform Guidance

Board of Regents
University of Minnesota
Minneapolis, Minnesota

Report on Compliance for Each Major Federal Program

We have audited the University of Minnesota's (the "University") compliance with the types of compliance requirements described in the *OMB Compliance Supplement* that could have a direct and material effect on each of the University's major federal programs for the year ended June 30, 2019. The University's major federal programs are identified in the summary of auditor's results section of the accompanying schedule of findings and questioned costs.

Management's Responsibility

Management is responsible for compliance with federal statutes, regulations, and the terms and conditions of its federal awards applicable to its federal programs.

Auditor's Responsibility

Our responsibility is to express an opinion on compliance for each of the University's major federal programs based on our audit of the types of compliance requirements referred to above. We conducted our audit of compliance in accordance with auditing standards generally accepted in the United States of America; the standards applicable to financial audits contained in *Government Auditing Standards*, issued by the Comptroller General of the United States; and the audit requirements of *Title 2 U.S. Code of Federal Regulations* Part 200, *Uniform Administrative Requirements, Cost Principles, and Audit Requirements for Federal Awards* (Uniform Guidance). Those standards and the Uniform Guidance require that we plan and perform the audit to obtain reasonable assurance about whether noncompliance with the types of compliance requirements referred to above that could have a direct and material effect on a major federal program occurred. An audit includes examining, on a test basis, evidence about the University's compliance with those requirements and performing such other procedures as we considered necessary in the circumstances.

We believe that our audit provides a reasonable basis for our opinion on compliance for each major federal program. However, our audit does not provide a legal determination of the University's compliance.

Opinion on Each Major Federal Program

In our opinion, the University complied, in all material respects, with the types of compliance requirements referred to above that could have a direct and material effect on each of its major federal programs for the year ended June 30, 2019.

Report on Internal Control over Compliance

Management of the University is responsible for establishing and maintaining effective internal control over compliance with the types of compliance requirements referred to above. In planning and performing our audit of compliance, we considered the University's internal control over compliance with the types of requirements that could have a direct and material effect on each major federal program to determine the auditing procedures that are appropriate in the circumstances for the purpose of expressing an opinion on compliance for each major federal program and to test and report on internal control over compliance in accordance with the Uniform Guidance, but not for the purpose of expressing an opinion on the effectiveness of internal control over compliance. Accordingly, we do not express an opinion on the effectiveness of the University's internal control over compliance.

A *deficiency in internal control over compliance* exists when the design or operation of a control over compliance does not allow management or employees, in the normal course of performing their assigned functions, to prevent, or detect and correct, noncompliance with a type of compliance requirement of a federal program on a timely basis. A *material weakness in internal control over compliance* is a deficiency, or combination of deficiencies, in internal control over compliance, such that there is a reasonable possibility that material noncompliance with a type of compliance requirement of a federal program will not be prevented, or detected and corrected, on a timely basis. A *significant deficiency in internal control over compliance* is a deficiency, or a combination of deficiencies, in internal control over compliance with a type of compliance requirement of a federal program that is less severe than a material weakness in internal control over compliance, yet important enough to merit attention by those charged with governance.

Our consideration of internal control over compliance was for the limited purpose described in the first paragraph of this section and was not designed to identify all deficiencies in internal control over compliance that might be material weaknesses or significant deficiencies. We did not identify any deficiencies in internal control over compliance that we consider to be material weaknesses. However, material weaknesses may exist that have not been identified.

The purpose of this report on internal control over compliance is solely to describe the scope of our testing of internal control over compliance and the results of that testing based on the requirements of the Uniform Guidance. Accordingly, this report is not suitable for any other purpose.

Report on Schedule of Expenditures of Federal Awards Required by the Uniform Guidance

We have audited the consolidated financial statements of the University as of and for the year ended June 30, 2019, and have issued our report thereon dated October 31, 2019, which contained an unmodified opinion on those consolidated financial statements. Our audit was conducted for the purpose of forming an opinion on the consolidated financial statements as a whole. The accompanying schedule of expenditures of federal awards is

presented for purposes of additional analysis as required by the Uniform Guidance and is not a required part of the consolidated financial statements. Such information is the responsibility of management and was derived from and relates directly to the underlying accounting and other records used to prepare the consolidated financial statements. The information has been subjected to the auditing procedures applied in the audit of the consolidated financial statements and certain additional procedures, including comparing and reconciling such information directly to the underlying accounting and other records used to prepare the consolidated financial statements or to the consolidated financial statements themselves, and other additional procedures in accordance with auditing standards generally accepted in the United States of America. In our opinion, the schedule of expenditures of federal awards is fairly stated in all material respects in relation to the consolidated financial statements as a whole.

Deloitte & Touche LLP

November 18, 2019

UNIVERSITY OF MINNESOTA

SCHEDULE OF EXPENDITURES OF FEDERAL AWARDS
FOR THE YEAR ENDED JUNE 30, 2019

Cluster, Agency, Subagency, Direct/ Pass-through, Pass-through Entity	Award #	CFDA#	CFDA Program Title	Federal Expenditures	Subrecipient Expenditures
CLUSTERS					
Research					
Agency for International Development					
Passthrough:					
Int'l Ctr of Insect Physiology & Ecology	ICIPE	98.UXX	Unid CFDA-United States Agency for International Development	$ (10,080)	$ -
Michigan State University	RC102095BHEARD	98.001	USAID Foreign Assistance for Programs Overseas	37,898	
Michigan State University	RC105463 UMinn	98.001	USAID Foreign Assistance for Programs Overseas	191,256	
United States Pharmacopeial Convention	FPC-19-027	98.CXX	Contract-United States Agency for International Development	5,780	
Department of Agriculture					
Direct	CON000000077864 (USDA Nat'l Adv Silviculture Prog)	10.CXX	Contract-Department of Agriculture	16,922	
Direct	CON000000071639 (USDA Nat'l Adv Silviculture Prog)	10.UXX	Unid CFDA-Department of Agriculture	110,376	
Direct	CON000000072036 (USDA Nat'l Adv Silviculture Prog)	10.UXX	Unid CFDA-Department of Agriculture	9,788	
Direct	14-CR-11242305-067 Mod. 2	10.CXX	Contract-Department of Agriculture	22,299	
Direct	14-JV-11242303-128 Mod 001	10.CXX	Contract-Department of Agriculture	2,250	
Direct	14-JV-11242307-041	10.CXX	Contract-Department of Agriculture	36,444	
Direct	14-JV-11242307-152	10.CXX	Contract-Department of Agriculture	158,275	
Direct	14-JV-11242309-047	10.CXX	Contract-Department of Agriculture	13,607	
Direct	14-JV-11242309-049	10.CXX	Contract-Department of Agriculture	8,612	
Direct	14-JV-11261997-011	10.CXX	Contract-Department of Agriculture	31,014	
Direct	14-JV-11330143-082	10.CXX	Contract-Department of Agriculture	10,347	
Direct	15-CR-11031600-013	10.CXX	Contract-Department of Agriculture	9,239	
Direct	15-CR-11242316-113 Mod 004	10.CXX	Contract-Department of Agriculture	20,957	
Direct	15-CS-11090300-031	10.CXX	Contract-Department of Agriculture	37,489	
Direct	15-JV-11242305-029 Mod 007	10.CXX	Contract-Department of Agriculture	126,114	
Direct	15-JV-11242305-100	10.CXX	Contract-Department of Agriculture	67,657	
Direct	15-JV-11242305-129	10.CXX	Contract-Department of Agriculture	80,378	
Direct	15-JV-11242307-018	10.CXX	Contract-Department of Agriculture	3,653	
Direct	15-JV-11242307-055	10.CXX	Contract-Department of Agriculture	10,405	
Direct	15-JV-11242307-094	10.CXX	Contract-Department of Agriculture	10,879	
Direct	15-JV-11330143-055	10.CXX	Contract-Department of Agriculture	34,388	
Direct	16-CR-11242316-003	10.CXX	Contract-Department of Agriculture	51,846	
Direct	16-JV-11242307-138	10.CXX	Contract-Department of Agriculture	3,048	
Direct	16-JV-11242316-142	10.CXX	Contract-Department of Agriculture	5,140	
Direct	17-CR-11242316-101	10.CXX	Contract-Department of Agriculture	40,143	
Direct	17-CS-11330140-028	10.CXX	Contract-Department of Agriculture	66,544	
Direct	17-JV-11242305-077	10.CXX	Contract-Department of Agriculture	26,473	
Direct	17-JV-11242309-037	10.CXX	Contract-Department of Agriculture	25,044	6,750
Direct	17-JV-11272139-018	10.CXX	Contract-Department of Agriculture	52,564	
Direct	17-JV-11330140-041	10.CXX	Contract-Department of Agriculture	4,039	
Direct	18-CR-11242306-086	10.CXX	Contract-Department of Agriculture	1,028	
Direct	18-CR-11242316-067	10.CXX	Contract-Department of Agriculture	634	
Direct	18-JV-11111136-048	10.CXX	Contract-Department of Agriculture	5,671	
Direct	18-JV-11242307-011 Mod 3	10.CXX	Contract-Department of Agriculture	147,736	
Direct	18-JV-11242315-091 Mod 001	10.CXX	Contract-Department of Agriculture	35,096	
Direct	58-8010-5-018	10.CXX	Contract-Department of Agriculture	30	
Direct	AG-3151-P-17-0234	10.CXX	Contract-Department of Agriculture	41,082	23,238
Direct	Task Agreement 18-JV-11242305-032	10.CXX	Contract-Department of Agriculture	25,362	
Passthrough:					
MN Department of Agriculture	121708	10.CXX	Contract-Department of Agriculture	1,065	
University of Wisconsin-Madison	576K251-01	10.UXX	Unid CFDA-Department of Agriculture	10,200	
Department of Agriculture, Agricultural Marketing Service					
Direct	16FMPPMN0025	10.168	Farmers Market Promotion Program	18,248	
Direct	16FSMIPMN0006	10.156	Federal-State Marketing Improvement Program	25,710	8,956

(Continued)

UNIVERSITY OF MINNESOTA

SCHEDULE OF EXPENDITURES OF FEDERAL AWARDS
FOR THE YEAR ENDED JUNE 30, 2019

Cluster, Agency, Subagency, Direct/ Pass-through, Pass-through Entity	Award #	CFDA#	CFDA Program Title	Federal Expenditures	Subrecipient Expenditures
Passthrough:					
MN Department of Agriculture	117333	10.170	Specialty Crop Block Grant Program - Farm Bill	$ 22,699	$ -
MN Department of Agriculture	149085/PO 3000029853	10.170	Specialty Crop Block Grant Program - Farm Bill	18,890	
MN Department of Agriculture	86199/13976	10.170	Specialty Crop Block Grant Program - Farm Bill	3	
MN Department of Agriculture	Contract 117344, PO 21774	10.170	Specialty Crop Block Grant Program - Farm Bill	2,282	
MN Department of Agriculture	Contract 117355, PO 21779	10.170	Specialty Crop Block Grant Program - Farm Bill	54,872	
MN Department of Agriculture	Contract 117370, PO 21782	10.170	Specialty Crop Block Grant Program - Farm Bill	11,417	
MN Department of Agriculture	Contract 117376, PO 21783	10.170	Specialty Crop Block Grant Program - Farm Bill	17,597	
MN Department of Agriculture	Contract 133156 PO 3000025744	10.170	Specialty Crop Block Grant Program - Farm Bill	25,865	
MN Department of Agriculture	Contract 133402 PO 3000025749	10.170	Specialty Crop Block Grant Program - Farm Bill	29,168	
MN Department of Agriculture	Contract 133410 PO 3000025752	10.170	Specialty Crop Block Grant Program - Farm Bill	12,169	
MN Department of Agriculture	Contract 133449 PO 3000025767	10.170	Specialty Crop Block Grant Program - Farm Bill	47,455	
MN Department of Agriculture	Contract 133462 PO 3000025773	10.170	Specialty Crop Block Grant Program - Farm Bill	35,310	
MN Department of Agriculture	SWIFT 117325 PO 21767	10.170	Specialty Crop Block Grant Program - Farm Bill	35,539	
MN Department of Agriculture	SWIFT 133421/PO 3000025753	10.170	Specialty Crop Block Grant Program - Farm Bill	53,397	
MN Department of Agriculture	Swift 148636 PO 3000029756	10.170	Specialty Crop Block Grant Program - Farm Bill	2,872	
MN Department of Agriculture	Swift 148638 PO 3000029757	10.170	Specialty Crop Block Grant Program - Farm Bill	6,588	
MN Department of Agriculture	SWIFT 149087/PO 3000029854	10.170	Specialty Crop Block Grant Program - Farm Bill	6,842	
Purdue University	20000317-030	10.170	Specialty Crop Block Grant Program - Farm Bill	83,587	
University of Wisconsin-Madison	2037	10.170	Specialty Crop Block Grant Program - Farm Bill	21,110	
University of Wisconsin-Madison	838K913	10.170	Specialty Crop Block Grant Program - Farm Bill	46,131	
Department of Agriculture, Agricultural Research Service					
Direct	58-1940-4-002 Am6	10.001	Agricultural Research Basic and Applied Research	56,158	
Direct	58-3060-8-024	10.001	Agricultural Research Basic and Applied Research	63,994	
Direct	58-3098-7-007	10.001	Agricultural Research Basic and Applied Research	11,044	
Direct	58-3607-3-980 Amend 2	10.001	Agricultural Research Basic and Applied Research	4,904	
Direct	58-3640-3-008 Amend 5	10.001	Agricultural Research Basic and Applied Research	6,722	
Direct	58-3640-4-014 Am 5	10.001	Agricultural Research Basic and Applied Research	153,884	
Direct	58-5062-5-006 Amendment 07	10.001	Agricultural Research Basic and Applied Research	76,302	
Direct	58-5062-5-012	10.001	Agricultural Research Basic and Applied Research	26,557	
Direct	58-5062-7-010 Amend. 02	10.001	Agricultural Research Basic and Applied Research	92,034	
Direct	58-5062-7-016	10.001	Agricultural Research Basic and Applied Research	7,137	
Direct	58-5062-7-020	10.001	Agricultural Research Basic and Applied Research	4,617	
Direct	58-5062-8-003	10.001	Agricultural Research Basic and Applied Research	4,559	
Direct	58-5062-8-007	10.001	Agricultural Research Basic and Applied Research	33,763	
Direct	58-5062-8-008	10.001	Agricultural Research Basic and Applied Research	13,184	
Direct	58-5062-8-009	10.001	Agricultural Research Basic and Applied Research	2,286	
Direct	58-5062-8-010	10.001	Agricultural Research Basic and Applied Research	13,964	
Direct	58-5062-8-011 Am 1	10.001	Agricultural Research Basic and Applied Research	22,592	
Direct	58-5062-8-012	10.001	Agricultural Research Basic and Applied Research	17,908	
Direct	58-5062-8-014	10.001	Agricultural Research Basic and Applied Research	138,927	
Direct	58-5062-8-015	10.001	Agricultural Research Basic and Applied Research	52,580	
Direct	58-5062-8-017	10.001	Agricultural Research Basic and Applied Research	132,784	
Direct	58-5062-8-018	10.001	Agricultural Research Basic and Applied Research	5,143	
Direct	58-5062-9-003	10.001	Agricultural Research Basic and Applied Research	452	
Direct	58-5062-9-004	10.001	Agricultural Research Basic and Applied Research	551	
Direct	58-5062-9-005	10.001	Agricultural Research Basic and Applied Research	5,108	
Direct	58-5082-8-021	10.001	Agricultural Research Basic and Applied Research	19,286	
Direct	58-6226-4-006	10.001	Agricultural Research Basic and Applied Research	22,137	
Direct	58-8020-8-008	10.001	Agricultural Research Basic and Applied Research	945	
Direct	58-8030-6-003 Amendment 02	10.001	Agricultural Research Basic and Applied Research	3,470	
Direct	58-8042-5-064 A 03	10.001	Agricultural Research Basic and Applied Research	51,170	
Direct	58-8042-7-088	10.001	Agricultural Research Basic and Applied Research	4,956	
Direct	58-8042-8-027	10.001	Agricultural Research Basic and Applied Research	9,639	
Direct	58-8064-6-010	10.001	Agricultural Research Basic and Applied Research	139,418	

(Continued)

UNIVERSITY OF MINNESOTA

SCHEDULE OF EXPENDITURES OF FEDERAL AWARDS
FOR THE YEAR ENDED JUNE 30, 2019

Cluster, Agency, Subagency, Direct/ Pass-through, Pass-through Entity	Award #	CFDA#	CFDA Program Title	Federal Expenditures	Subrecipient Expenditures
Direct	59-0206-4-016 Amd. 06	10.001	Agricultural Research Basic and Applied Research	$ 122,616	$ -
Direct	59-0206-4-020 Am 6	10.001	Agricultural Research Basic and Applied Research	179,206	
Direct	59-0206-4-023 Amendment 07	10.001	Agricultural Research Basic and Applied Research	57,611	
Direct	59-0206-6-006 Amendment 05	10.001	Agricultural Research Basic and Applied Research	37,873	
Direct	59-0206-8-202	10.001	Agricultural Research Basic and Applied Research	193,676	
Direct	59-0206-8-203	10.001	Agricultural Research Basic and Applied Research	151,081	
Direct	59-5062-5-003	10.001	Agricultural Research Basic and Applied Research	56,608	
Direct	59-5062-6-001	10.001	Agricultural Research Basic and Applied Research	27,025	
Direct	59-5062-8-001	10.001	Agricultural Research Basic and Applied Research	1,697	
Direct	59-5070-7-001	10.001	Agricultural Research Basic and Applied Research	77,633	
Direct	59-6022-7-002	10.001	Agricultural Research Basic and Applied Research	110,516	
Direct	59-6066-8-001 AMD#1	10.001	Agricultural Research Basic and Applied Research	14,628	
Direct	59-6070-7-007	10.001	Agricultural Research Basic and Applied Research	28,351	
Passthrough:					
University of Kentucky	3200000513-19-006/PO 7800004370	10.001	Agricultural Research Basic and Applied Research	14,907	
Department of Agriculture, Animal and Plant Health Inspection Service					
Direct	16-9227-0468-CA	10.025	Plant and Animal Disease, Pest Control, and Animal Care	34,027	20,036
Direct	AP17PPQS&T00C104	10.025	Plant and Animal Disease, Pest Control, and Animal Care	11,577	
Direct	AP17VSCEAH00C016	10.025	Plant and Animal Disease, Pest Control, and Animal Care	96,227	
Direct	AP18PPQS&T00C194	10.025	Plant and Animal Disease, Pest Control, and Animal Care	2,166	
Direct	AP18VSCEAH00C016	10.025	Plant and Animal Disease, Pest Control, and Animal Care	92,060	
Department of Agriculture, Economic Research Service					
Direct	58-3000-8-0060	10.250	Agricultural and Rural Economic Research, Cooperative Agreements and Collaborations	8,577	
Direct	58-4000-7-0107	10.253	Consumer Data and Nutrition Research	30,192	
Passthrough:					
The University of Kentucky Research Fdn	3200000900-18-193	10.253	Consumer Data and Nutrition Research	19,439	
Department of Agriculture, Food Safety and Inspection Service					
Direct	FSIS-C-32-2017	10.479	Food Safety Cooperative Agreements	80,254	
Department of Agriculture, Foreign Agricultural Service					
Direct	FX17TA-10960C005	10.960	Technical Agricultural Assistance	304,938	
Passthrough:					
Texas Tech University	21A503-01	10.960	Technical Agricultural Assistance	41,125	
Department of Agriculture, Forest Service					
Direct	15-CA-11420004-081 A1	10.674	Wood Utilization Assistance	10,601	
Direct	15-DG-11420004-082 Mod 1	10.674	Wood Utilization Assistance	20,567	17,233
Direct	15-DG-11420004-237 Mod A4	10.680	Forest Health Protection	44,019	
Direct	16-DG-11330140-085 Mod 2	10.652	Forestry Research	140,676	
Direct	16-DG-11420004-168	10.674	Wood Utilization Assistance	19,373	
Direct	16-DG-11420004-227	10.675	Urban and Community Forestry Program	377	193
Direct	18-CR-11242315-053	10.699	Partnership Agreements	4,000	
Direct	18-DG-11420004-272	10.681	Wood Education and Resource Center (WERC)	3,842	
Passthrough:					
MN Department of Natural Resources	122402 PO 3-110222	10.675	Urban and Community Forestry Program	14,593	
MN Department of Natural Resources	132901 PO 123255	10.664	Cooperative Forestry Assistance	68,084	
MN Department of Natural Resources	Contract 130140 PO 120997	10.678	Forest Stewardship Program	28,665	
MN Department of Natural Resources	Contract 132214 PO 3-122855	10.678	Forest Stewardship Program	37,836	
US Endowment for Forestry & Communities	E18-87	10.699	Partnership Agreements	5,340	
Department of Agriculture, National Institute of Food and Agriculture					
Direct	NS Prog USDA Mcintire-Stennis	10.202	Cooperative Forestry Research	730,720	
Direct	NS Prog USDA Hatch & MultiState Research Funds	10.203	Payments to Agricultural Experiment Stations Under the Hatch Act	5,582,683	
Direct	NS Prog AES Res & Animal Health USDA Awd	10.207	Animal Health and Disease Research	252,792	
Direct	2012-68001-19631 Amd 8	10.310	Agriculture and Food Research Initiative (AFRI)	3,428	
Direct	2013-38640-20901	10.215	Sustainable Agriculture Research and Education	31,916	

(Continued)

UNIVERSITY OF MINNESOTA

SCHEDULE OF EXPENDITURES OF FEDERAL AWARDS
FOR THE YEAR ENDED JUNE 30, 2019

Cluster, Agency, Subagency, Direct/ Pass-through, Pass-through Entity	Award #	CFDA#	CFDA Program Title	Federal Expenditures	Subrecipient Expenditures
Direct	2013-41520-21529	10.500	Cooperative Extension Service	$ 748,485	$ 367,429
Direct	2013-48710-21515 am	10.500	Cooperative Extension Service	73,977	
Direct	2013-67019-21364	10.310	Agriculture and Food Research Initiative (AFRI)	5,859	
Direct	2014-38640-22156	10.215	Sustainable Agriculture Research and Education	441,752	290,548
Direct	2014-67015-21606	10.310	Agriculture and Food Research Initiative (AFRI)	32,789	
Direct	2014-67023-21814 Amd 3	10.310	Agriculture and Food Research Initiative (AFRI)	99,267	85,362
Direct	2015-33522-24096	10.219	Biotechnology Risk Assessment Research	521,927	109,948
Direct	2015-38640-23781	10.215	Sustainable Agriculture Research and Education	1,146,367	857,371
Direct	2015-67013-23419 Amendment 1	10.310	Agriculture and Food Research Initiative (AFRI)	8,681	
Direct	2015-67015-23274	10.310	Agriculture and Food Research Initiative (AFRI)	103,877	
Direct	2015-67017-23076	10.310	Agriculture and Food Research Initiative (AFRI)	36,845	
Direct	2015-67019-23600	10.310	Agriculture and Food Research Initiative (AFRI)	94,088	
Direct	2015-68003-22972	10.310	Agriculture and Food Research Initiative (AFRI)	281,749	43,907
Direct	2015-68006-22991 Amd 1	10.310	Agriculture and Food Research Initiative (AFRI)	49,789	
Direct	2015-68006-25646 Amd 3	10.310	Agriculture and Food Research Initiative (AFRI)	106,012	53,515
Direct	2016-38420-25285	10.210	Higher Education Graduate Fellowships Grant Program	86,297	
Direct	2016-38640-25381	10.215	Sustainable Agriculture Research and Education	1,581,062	1,182,448
Direct	2016-48788-25895	10.521	Children, Youth and Families At-Risk	23,377	
Direct	2016-51300-25722	10.307	Organic Agriculture Research and Extension Initiative	385,201	113,237
Direct	2016-51300-25734	10.307	Organic Agriculture Research and Extension Initiative	373,738	114,469
Direct	2016-67013-24747	10.310	Agriculture and Food Research Initiative (AFRI)	103,468	
Direct	2016-67015-24457 Amd 1	10.310	Agriculture and Food Research Initiative (AFRI)	65,194	21,346
Direct	2016-67015-24906	10.310	Agriculture and Food Research Initiative (AFRI)	185,745	
Direct	2016-67015-24911	10.310	Agriculture and Food Research Initiative (AFRI)	91,409	
Direct	2016-67015-24928	10.310	Agriculture and Food Research Initiative (AFRI)	107,332	
Direct	2016-67021-24534	10.310	Agriculture and Food Research Initiative (AFRI)	236,564	92,569
Direct	2016-68001-24921	10.310	Agriculture and Food Research Initiative (AFRI)	216,364	34,826
Direct	2016-68003-24850	10.310	Agriculture and Food Research Initiative (AFRI)	729,960	
Direct	2016-70003-24775	10.217	Higher Education - Institution Challenge Grants Program	159,919	102,082
Direct	2016-70006-25828	10.329	Crop Protection and Pest Management Competitive Grants Program	132,640	14,398
Direct	2017-38640-26916	10.215	Sustainable Agriculture Research and Education	1,428,222	785,317
Direct	2017-51106-27000	10.303	Integrated Programs	214,593	
Direct	2017-51106-27129 Am 2	10.303	Integrated Programs	91,971	
Direct	2017-51181-27222	10.309	Specialty Crop Research Initiative	1,273,370	779,141
Direct	2017-51300-26817	10.307	Organic Agriculture Research and Extension Initiative	16,435	
Direct	2017-67012-26090	10.310	Agriculture and Food Research Initiative (AFRI)	38,718	
Direct	2017-67012-26109	10.310	Agriculture and Food Research Initiative (AFRI)	57,053	
Direct	2017-67012-26117	10.310	Agriculture and Food Research Initiative (AFRI)	49,733	
Direct	2017-67015-26296	10.310	Agriculture and Food Research Initiative (AFRI)	155,563	
Direct	2017-67015-26633	10.310	Agriculture and Food Research Initiative (AFRI)	255,385	
Direct	2017-67017-26172	10.310	Agriculture and Food Research Initiative (AFRI)	194,093	
Direct	2017-67026-26314	10.310	Agriculture and Food Research Initiative (AFRI)	152,865	52,435
Direct	2017-67032-26010	10.310	Agriculture and Food Research Initiative (AFRI)	90,598	
Direct	2017-68006-26231	10.310	Agriculture and Food Research Initiative (AFRI)	153,246	
Direct	2017-68006-26345	10.310	Agriculture and Food Research Initiative (AFRI)	315,248	
Direct	2018-33522-28747	10.219	Biotechnology Risk Assessment Research	106,957	
Direct	2018-38640-28416	10.215	Sustainable Agriculture Research and Education	948,060	256,523
Direct	2018-51106-28772	10.303	Integrated Programs	68,630	47,961
Direct	2018-51181-28704	10.309	Specialty Crop Research Initiative	277,421	145,023
Direct	2018-51300-28563	10.307	Organic Agriculture Research and Extension Initiative	159,050	18,725
Direct	2018-67011-28056	10.310	Agriculture and Food Research Initiative (AFRI)	33,079	
Direct	2018-67011-28075	10.310	Agriculture and Food Research Initiative (AFRI)	37,534	
Direct	2018-67012-28038	10.310	Agriculture and Food Research Initiative (AFRI)	68,642	
Direct	2018-67013-27403	10.310	Agriculture and Food Research Initiative (AFRI)	46,762	
Direct	2018-67013-27503	10.310	Agriculture and Food Research Initiative (AFRI)	131,873	

(Continued)

UNIVERSITY OF MINNESOTA

SCHEDULE OF EXPENDITURES OF FEDERAL AWARDS
FOR THE YEAR ENDED JUNE 30, 2019

Cluster, Agency, Subagency, Direct/ Pass-through, Pass-through Entity	Award #	CFDA#	CFDA Program Title	Federal Expenditures	Subrecipient Expenditures
Direct	2018-67013-27532 Amendment 1	10.310	Agriculture and Food Research Initiative (AFRI)	$ 150,213	$ -
Direct	2018-67013-27534	10.310	Agriculture and Food Research Initiative (AFRI)	96,637	
Direct	2018-67013-27819	10.310	Agriculture and Food Research Initiative (AFRI)	77,091	
Direct	2018-67013-28061	10.310	Agriculture and Food Research Initiative (AFRI)	34,845	
Direct	2018-67015-28128	10.310	Agriculture and Food Research Initiative (AFRI)	107,948	
Direct	2018-67015-28298	10.310	Agriculture and Food Research Initiative (AFRI)	370,429	162,254
Direct	2018-67019-27808	10.310	Agriculture and Food Research Initiative (AFRI)	53,143	
Direct	2018-67023-27683	10.310	Agriculture and Food Research Initiative (AFRI)	148,004	29,888
Direct	2018-67030-27396	10.310	Agriculture and Food Research Initiative (AFRI)	70,754	
Direct	2018-68003-27464	10.310	Agriculture and Food Research Initiative (AFRI)	139,712	
Direct	2018-68005-27635	10.310	Agriculture and Food Research Initiative (AFRI)	254,077	
Direct	2018-68008-27890	10.310	Agriculture and Food Research Initiative (AFRI)	95,332	3,766
Direct	2018-70005-28774	10.330	Alfalfa and Forage Research Program	27,506	
Direct	2018-70027-28584	10.500	Cooperative Extension Service	23,534	
Direct	2019-67009-29004	10.310	Agriculture and Food Research Initiative (AFRI)	1,872	
Direct	2019-67011-29607	10.310	Agriculture and Food Research Initiative (AFRI)	2,222	
Direct	2019-67012-29528	10.310	Agriculture and Food Research Initiative (AFRI)	5,329	
Direct	2019-67013-29201	10.310	Agriculture and Food Research Initiative (AFRI)	122	
Direct	2019-67017-29582	10.310	Agriculture and Food Research Initiative (AFRI)	3,765	
Direct	2019-67019-29403	10.310	Agriculture and Food Research Initiative (AFRI)	1,464	
Direct	2019-67030-29569	10.310	Agriculture and Food Research Initiative (AFRI)	3,473	
Direct	2019-68006-29333 Amd 1	10.310	Agriculture and Food Research Initiative (AFRI)	16,816	
Passthrough:					
College of Menominee Nation	No Award Number	10.227	1994 Institutions Research Program	14,596	
Cornell University	72159-10314/2014-67015-22040	10.310	Agriculture and Food Research Initiative (AFRI)	24,787	
Cornell University	80618-10848	10.310	Agriculture and Food Research Initiative (AFRI)	10,138	
Cornell University	81980-10937	10.309	Specialty Crop Research Initiative	19,578	
Fond Du Lac Tribal & Community College	29324	10.227	1994 Institutions Research Program	1,484	
Fond Du Lac Tribal & Community College	No Award Number	10.227	1994 Institutions Research Program	19,109	
Illinois State University	A18-0071-S003 A01	10.310	Agriculture and Food Research Initiative (AFRI)	61,394	
Iowa State University	416-41-28A	10.303	Integrated Programs	17,590	
Iowa State University	416-41-39A	10.307	Organic Agriculture Research and Extension Initiative	60,083	
Michigan State University	RC103522UMN	10.310	Agriculture and Food Research Initiative (AFRI)	26,579	
Michigan State University	RC104285H Amd 2	10.309	Specialty Crop Research Initiative	168,315	
Michigan State University	RC104622D	10.309	Specialty Crop Research Initiative	343	
Michigan State University	RC106511B	10.200	Grants for Agricultural Research, Special Research Grants	288,133	
Michigan State University	RC106556J Amendment 2	10.304	Homeland Security Agricultural	51,199	
Michigan State University	RC108938UM	10.303	Integrated Programs	4,332	381
Montana State University	G205-18-W7165	10.217	Higher Education - Institution Challenge Grants Program	30,031	
North Carolina State University	2017-0398-07 Amendment 2	10.309	Specialty Crop Research Initiative	36,033	
North Dakota State University	FAR0025836	10.200	Grants for Agricultural Research, Special Research Grants	275	
North Dakota State University	FAR0026101	10.310	Agriculture and Food Research Initiative (AFRI)	124,773	
Oregon State University	C0486A-A Amd 3	10.310	Agriculture and Food Research Initiative (AFRI)	4,207	
Oregon State University	C0519A-B Am 1	10.307	Organic Agriculture Research and Extension Initiative	34,630	
Pennsylvania State University	5611-UM-NIFA-5862	10.307	Organic Agriculture Research and Extension Initiative	106,185	
Pennsylvania State University	5839-UM-USDA-7538/2018-67013-27538	10.310	Agriculture and Food Research Initiative (AFRI)	27,324	
Purdue University	F9002711902006 (formerly 8000067421-AG)	10.310	Agriculture and Food Research Initiative (AFRI)	60,436	
Sartec Corporation	2018-33610-28259	10.212	Small Business Innovation Research	33,000	
South Dakota State University	3TD687 Amd 3	10.310	Agriculture and Food Research Initiative (AFRI)	2,205	
South Dakota State University	3TM640	10.320	Sun Grant Program	30,612	
Tennessee State University	332-77-19-0591	10.216	1890 Institution Capacity Building Grants	8,290	
The Ohio State University	60045862/RF01481746	10.310	Agriculture and Food Research Initiative (AFRI)	1,313	
The Ohio State University	60070641 old#60045862/2015-68004-23131	10.310	Agriculture and Food Research Initiative (AFRI)	52,479	
The Ohio State University	60070651 (formerly 60045862)	10.310	Agriculture and Food Research Initiative (AFRI)	18,982	
The University of Georgia	RC293-636/S000873/SUB00000873	10.307	Organic Agriculture Research and Extension Initiative	2,449	

(Continued)

UNIVERSITY OF MINNESOTA

SCHEDULE OF EXPENDITURES OF FEDERAL AWARDS
FOR THE YEAR ENDED JUNE 30, 2019

Cluster, Agency, Subagency, Direct/ Pass-through, Pass-through Entity	Award #	CFDA#	CFDA Program Title	Federal Expenditures	Subrecipient Expenditures
The University of Georgia	RD319-301/S001441	10.310	Agriculture and Food Research Initiative (AFRI)	$ (293)	$ -
The University of Georgia	SUB00001845	10.307	Organic Agriculture Research and Extension Initiative	1,840	
The University of Tennessee - Knoxville	9500070953 Mod 1	10.310	Agriculture and Food Research Initiative (AFRI)	269,051	
University of Illinois at Urbana-Champaign	090457-16884	10.310	Agriculture and Food Research Initiative (AFRI)	34,061	
University of Illinois at Urbana-Champaign	2014-05981-01	10.310	Agriculture and Food Research Initiative (AFRI)	64,575	
University of California, Davis	201603098-03	10.307	Organic Agriculture Research and Extension Initiative	38,499	
University of California, Davis	201603566-07	10.310	Agriculture and Food Research Initiative (AFRI)	96,570	
University of Florida	UFDSP00010984	10.309	Specialty Crop Research Initiative	28,649	
University of Maryland	Z5775001 Amendment A	10.310	Agriculture and Food Research Initiative (AFRI)	92,840	
University of Nebraska-Lincoln	25-6324-0150-108	10.500	Cooperative Extension Service	9,435	
University of Nebraska-Lincoln	25-6324-0187-010/2018-70027-28586	10.500	Cooperative Extension Service	3,980	
University of North Carolina Greensboro	20160394.2	10.310	Agriculture and Food Research Initiative (AFRI)	47,194	
University of Wisconsin-Madison	862K551	10.330	Alfalfa and Forage Research Program	1,586	
Virginia Polytechnic Inst & State University	422680-19114	10.312	Biomass Research and Development Initiative Competitive Grants Program (BRDI)	26,955	
Washington State University	128314-G003918 Am. A	10.307	Organic Agriculture Research and Extension Initiative	30,000	
Department of Agriculture, Natural Resources Conservation Service					
Direct	69-3A75-16-008	10.912	Environmental Quality Incentives Program	59,091	
Direct	NR183A750025C013	10.902	Soil and Water Conservation	22,019	
Direct	NR193A750008G001	10.912	Environmental Quality Incentives Program	26,536	
Passthrough:					
MN Department of Natural Resources	Contract 125560, PO 3-113854	10.093	Voluntary Public Access and Habitat Incentive Program	27,322	
Department of Agriculture, Risk Management Agency					
Direct	RM17RMEPPS522C028 FMMI #4500075448	10.460	Risk Management Education Partnerships	49,901	
Department of Agriculture, Rural Business Cooperative Service					
Passthrough:					
Iowa State University	412-30-46C	10.352	Value-Added Producer Grants	156,539	
Department of Agriculture, USDA Office of the Chief Economist					
Direct	58-0111-16-020	10.290	Agricultural Market and Economic Research	17,881	
Direct	58-0111-17-016	10.290	Agricultural Market and Economic Research	53,365	25,314
Direct	58-0111-18-021	10.290	Agricultural Market and Economic Research	56,563	
Direct	58-0111-18-026	10.290	Agricultural Market and Economic Research	10,845	
Department of Commerce					
Passthrough:					
SRCCO	2018-NE-2861	11.CXX	Contract-Department of Commerce	655,232	317,937
Department of Commerce, National Institute of Standards and Technology					
Direct	70NANB18H057	11.620	Science, Technology, Business and/or Education Outreach	6,100	
Passthrough:					
The National Institute for Innovation in Manufacturing	PC2.1-042	11.619	Arrangements for Interdisciplinary Research Infrastructure	49,093	
Department of Commerce, National Oceanic and Atmospheric Administration					
Direct	NA14OAR4170080 Amend. 15	11.417	Sea Grant Support	76,113	
Direct	NA16OAR4310176	11.431	Climate and Atmospheric Research	14,522	
Passthrough:					
Great Lakes Observing System	IOOS/AOCMOD-01 amend 2	11.012	Integrated Ocean Observing System (IOOS)	34,729	
Great Lakes Observing System	IOOS/NBN-02 Amend 2	11.012	Integrated Ocean Observing System (IOOS)	31,240	
Minnesota's Lake Superior Coastal Prog	129759	11.419	Coastal Zone Management Administration Awards	26,795	
Minnesota's Lake Superior Coastal Prog	17-306-05G	11.419	Coastal Zone Management Administration Awards	5,962	
Minnesota's Lake Superior Coastal Prog	17-306-05I	11.419	Coastal Zone Management Administration Awards	1,950	
Minnesota's Lake Superior Coastal Prog	Contract 129799/PO #3000120580	11.419	Coastal Zone Management Administration Awards	12,707	
Minnesota's Lake Superior Coastal Prog	Contract 129830/PO 3000120598	11.419	Coastal Zone Management Administration Awards	36,046	
Minnesota's Lake Superior Coastal Prog	Contract 145976/PO 3000140302	11.419	Coastal Zone Management Administration Awards	22,344	
Minnesota's Lake Superior Coastal Prog	Contract 146014/PO 3000140303	11.419	Coastal Zone Management Administration Awards	17,653	
MN Department of Natural Resources	3000141530/Contract 145988	11.419	Coastal Zone Management Administration Awards	21,396	

(Continued)

UNIVERSITY OF MINNESOTA

SCHEDULE OF EXPENDITURES OF FEDERAL AWARDS
FOR THE YEAR ENDED JUNE 30, 2019

Cluster, Agency, Subagency, Direct/ Pass-through, Pass-through Entity	Award #	CFDA#	CFDA Program Title	Federal Expenditures	Subrecipient Expenditures
University of Michigan	3002475295	11.432	National Oceanic and Atmospheric Administration (NOAA) Cooperative Institutes	$ 1,680	$ -
University of Michigan	3004491688	11.432	National Oceanic and Atmospheric Administration (NOAA) Cooperative Institutes	4,326	
Department of Defense					
Direct	HDTRA1-17-C-0076, AMD# P00001	12.CXX	Contract-Department of Defense	297,429	15,168
Direct	HR0011-16-C-0024 P000007	12.CXX	Contract-Department of Defense	519,429	32,547
Direct	HR0011-16-C-0134	12.CXX	Contract-Department of Defense	334,924	216,147
Direct	N00167-17-D-0002/N0016718F0059 P00001	12.CXX	Contract-Department of Defense	252,812	
Direct	W31P4Q-18-P-0121	12.CXX	Contract-Department of Defense	47,574	
Direct	W81XWH-14-1-0518	12.CXX	Contract-Department of Defense	8,709	
Direct	W81XWH-14-C-0101 P00008	12.CXX	Contract-Department of Defense	2,682,149	1,585,902
Direct	W912HQ-14-C-0042	12.CXX	Contract-Department of Defense	2,367	2,367
Direct	W912HQ-16-C-0014 P0000 & 5	12.CXX	Contract-Department of Defense	278,434	70,328
Direct	W912HQ-16-C-0027 P00005	12.CXX	Contract-Department of Defense	357,820	192,385
Direct	W912HQ18C0024 Am P00001	12.CXX	Contract-Department of Defense	201,496	
Direct	W912HZ-16-2-0011	12.CXX	Contract-Department of Defense	24,006	
Direct	W912HZ-18-2-0019	12.CXX	Contract-Department of Defense	8,627	
Passthrough:					
Ada Technologies, Inc	18-0239S am 2	12.CXX	Contract-Department of Defense	154,749	
Booz Allen Hamilton Inc	S900446BAH	12.CXX	Contract-Department of Defense	47,716	
Cherokee Nation Technology Solutions	150057.0044S02-0016 Mod 4	12.CXX	Contract-Department of Defense	(25,935)	
Cherokee Nation Technology Solutions	15700-0041/01	12.CXX	Contract-Department of Defense	238,517	
Duke University	313-0878	12.CXX	Contract-Department of Defense	78,322	
Fibralign Corporation	PRF957257	12.CXX	Contract-Department of Defense	4,999	
Intel Corporation	CW2022642 Mod 003	12.CXX	Contract-Department of Defense	157,959	
Johns Hopkins University	151436 Mod 1	12.CXX	Contract-Department of Defense	436,736	
Lynntech Inc	No Award Number	12.CXX	Contract-Department of Defense	7,600	
Massachusetts General Hospital	224591	12.CXX	Contract-Department of Defense	65,000	
Nerves, Inc	No Award Number	12.CXX	Contract-Department of Defense	33,536	
Plexon, Inc	PLXUMN001	12.CXX	Contract-Department of Defense	54,095	
Raytheon Company	4201198079	12.CXX	Contract-Department of Defense	209,642	
Rockwell Collins, Inc	4506408754	12.CXX	Contract-Department of Defense	74,462	
Rockwell Collins, Inc	PO #4506677677	12.CXX	Contract-Department of Defense	126,078	
Rockwell Collins, Inc	PO 4506189784	12.CXX	Contract-Department of Defense	(5,670)	
Siemens AG	151-1 Am 1	12.CXX	Contract-Department of Defense	150,000	
Space Dynamics Laboratory	CP0053710	12.CXX	Contract-Department of Defense	12,570	
Spectral Sciences, Inc	3444-001-47/PO #11032 Amendment #1	12.CXX	Contract-Department of Defense	7,500	
Technology Service Corporation	TSC-1076-40066 Mod 3	12.CXX	Contract-Department of Defense	2,763	
Technology Service Corporation	TSC-1189-60000, PO#205394	12.CXX	Contract-Department of Defense	21,406	
Tissue Testing Technologies, LLC	No Award Number	12.CXX	Contract-Department of Defense	40,862	
University of California, Santa Barbara	KK1833	12.CXX	Contract-Department of Defense	128,096	
University of Notre Dame	203278UMN Am 1	12.CXX	Contract-Department of Defense	265,148	
University of Southern California	107606111 Am 1	12.CXX	Contract-Department of Defense	66,374	
University of Wisconsin-Superior	No Award Number	12.CXX	Contract-Department of Defense	56,635	
Department of Defense, Advanced Research Projects Agency					
Direct	D16AP00120	12.910	Research and Technology Development	147,041	
Direct	D17AP00028 Am 0004	12.910	Research and Technology Development	258,622	
Direct	FA8650-18-2-7868	12.910	Research and Technology Development	399,674	151,758
Direct	HR00111710006/PO HR0011729974 P00001	12.910	Research and Technology Development	5,850	
Direct	HR0011-17-2-0001 P00008	12.910	Research and Technology Development	284,795	
Direct	HR0011-17-2-0038 Mod P00002	12.910	Research and Technology Development	377,964	
Direct	HR0011-17-2-0060	12.910	Research and Technology Development	44,282	
Direct	N66001-11-1-4158	12.910	Research and Technology Development	70,840	70,840
Direct	N66001-14-1-4047 P00006	12.910	Research and Technology Development	146,665	
Direct	N660011824018 P00004	12.910	Research and Technology Development	326,695	
Direct	N660011824041	12.910	Research and Technology Development	389,723	

(Continued)

UNIVERSITY OF MINNESOTA

SCHEDULE OF EXPENDITURES OF FEDERAL AWARDS
FOR THE YEAR ENDED JUNE 30, 2019

Cluster, Agency, Subagency, Direct/ Pass-through, Pass-through Entity	Award #	CFDA#	CFDA Program Title	Federal Expenditures	Subrecipient Expenditures
Direct	N660011824048 P00001	12.910	Research and Technology Development	$ 673,304	$ 199,831
Passthrough:					
Cornell University	17-05/17-04 Am. 004	12.910	Research and Technology Development	266,796	
University of Illinois at Urbana-Champaign	090165-16881	12.910	Research and Technology Development	142,756	
University of California, San Diego	Reg: 104631889 PO: S9001991	12.910	Research and Technology Development	200,000	
University of Southern California	97307398 amendment 3	12.910	Research and Technology Development	266,780	
Department of Defense, Defense Threat Reduction Agency					
Direct	HDTRA1-14-1-0040 P00007	12.351	Scientific Research - Combating Weapons of Mass Destruction	118,595	
Direct	HDTRA1-14-1-0042 P00005	12.351	Scientific Research - Combating Weapons of Mass Destruction	133,345	
Direct	HDTRA1-15-1-0004 P00006	12.351	Scientific Research - Combating Weapons of Mass Destruction	88,024	
Direct	HDTRA11710045	12.351	Scientific Research - Combating Weapons of Mass Destruction	739,037	577,966
Passthrough:					
Massachusetts Institute of Technology	5710003933	12.351	Scientific Research - Combating Weapons of Mass Destruction	12,130	
Northwestern University	SP0044328-PROJ0012460	12.351	Scientific Research - Combating Weapons of Mass Destruction	112,380	
Department of Defense, Dept of the Air Force					
Direct	FA9550-15-1-0261	12.800	Air Force Defense Research Sciences Program	21,951	21,652
Direct	FA9550-16-1-0009 P00005	12.800	Air Force Defense Research Sciences Program	215,822	215,822
Direct	FA9550-16-1-0134 P00003	12.800	Air Force Defense Research Sciences Program	284,946	
Direct	FA9550-16-1-0161 P00003	12.800	Air Force Defense Research Sciences Program	275,780	
Direct	FA9550-16-1-0205	12.800	Air Force Defense Research Sciences Program	151,110	
Direct	FA9550-16-1-0282	12.800	Air Force Defense Research Sciences Program	150,284	
Direct	FA9550-17-1-0057 P00002	12.800	Air Force Defense Research Sciences Program	645,519	367,278
Direct	FA9550-17-10250 P00002	12.800	Air Force Defense Research Sciences Program	604,412	
Direct	FA9550-17-1-0252	12.800	Air Force Defense Research Sciences Program	163,316	
Direct	FA9550-18-1-0115 P00001	12.800	Air Force Defense Research Sciences Program	128,204	
Direct	FA9550-18-1-0149 P00001	12.800	Air Force Defense Research Sciences Program	24,759	
Direct	FA9550-18-1-0339 P00001	12.800	Air Force Defense Research Sciences Program	137,706	
Direct	FA9550-19-0034	12.800	Air Force Defense Research Sciences Program	9,994	
Direct	FA9550-19-1-0245	12.800	Air Force Defense Research Sciences Program	876	
Passthrough:					
California Institute of Technology	S415021	12.800	Air Force Defense Research Sciences Program	196,851	
California Institute of Technology	S421700 am 4	12.800	Air Force Defense Research Sciences Program	272,435	
Rice University	R18711 mod 7	12.800	Air Force Defense Research Sciences Program	185,980	
The Ohio State University	PO# RF01358604 Project# 60041477 Mod 8	12.800	Air Force Defense Research Sciences Program	(94)	
University of Colorado at Boulder	1556079/PO # 1000971998 Amd #1	12.800	Air Force Defense Research Sciences Program	292,029	
University of Dayton	RSC18016	12.800	Air Force Defense Research Sciences Program	84,895	
University of Southampton	514541101	12.800	Air Force Defense Research Sciences Program	168,929	
Department of Defense, Dept of the Army					
Direct	FA9453-17-2-0081	12.114	Collaborative Research and Development	65,132	
Direct	FA9453-18-2-0012 P00001	12.114	Collaborative Research and Development	63,832	
Direct	W81XWH-07-1-0571	12.420	Military Medical Research and Development	30	
Direct	W81XWH-14-1-0143	12.420	Military Medical Research and Development	437,491	38,806
Direct	W81XWH-14-1-0534	12.420	Military Medical Research and Development	9,922	
Direct	W81XWH-15-1-0047	12.420	Military Medical Research and Development	100,738	
Direct	W81XWH-15-1-0060	12.420	Military Medical Research and Development	1,256	
Direct	W81XWH-15-1-0114	12.420	Military Medical Research and Development	37,494	
Direct	W81XWH-15-1-0392 Mod #1	12.420	Military Medical Research and Development	83,731	
Direct	W81XWH-15-1-0477	12.420	Military Medical Research and Development	119,306	
Direct	W81XWH-15-1-0478 P00001	12.420	Military Medical Research and Development	62,720	
Direct	W81XWH-15-1-0494 AMD P00004	12.420	Military Medical Research and Development	46,148	
Direct	W81XWH-15-1-0501	12.420	Military Medical Research and Development	117,617	
Direct	W81XWH-15-1-0520	12.420	Military Medical Research and Development	73,423	
Direct	W81XWH-15-1-0633	12.420	Military Medical Research and Development	92,935	
Direct	W81XWH-16-1-0034 P00001	12.420	Military Medical Research and Development	140,065	
Direct	W81XWH-16-1-0070 Am P00001	12.420	Military Medical Research and Development	152,504	

(Continued)

UNIVERSITY OF MINNESOTA

SCHEDULE OF EXPENDITURES OF FEDERAL AWARDS
FOR THE YEAR ENDED JUNE 30, 2019

Cluster, Agency, Subagency, Direct/ Pass-through, Pass-through Entity	Award #	CFDA#	CFDA Program Title	Federal Expenditures	Subrecipient Expenditures
Direct	W81XWH-16-1-0380/0010866661-0001	12.420	Military Medical Research and Development	$ 196,191	$ -
Direct	W81XWH-16-1-0407	12.420	Military Medical Research and Development	862,675	131,076
Direct	W81XWH-16-1-0427	12.420	Military Medical Research and Development	120,332	
Direct	W81XWH-17-1-0081 P00001	12.420	Military Medical Research and Development	45,997	
Direct	W81XWH-17-1-0275	12.420	Military Medical Research and Development	43,798	
Direct	W81XWH-17-1-0445	12.420	Military Medical Research and Development	92,276	1,951
Direct	W81XWH-17-1-0462	12.420	Military Medical Research and Development	69,706	
Direct	W81XWH-17-1-0463 (PC160884P2)	12.420	Military Medical Research and Development	111,561	
Direct	W81XWH-17-1-0485 (PC160357P2)	12.420	Military Medical Research and Development	122,409	
Direct	W81XWH-17-1-0633	12.420	Military Medical Research and Development	219,779	18,434
Direct	W81XWH-17-1-0635	12.420	Military Medical Research and Development	262,668	
Direct	W81XWH-17-1-0636	12.420	Military Medical Research and Development	355,836	
Direct	W81XWH-17-1-0659	12.420	Military Medical Research and Development	303,324	
Direct	W81XWH-17-1-0677 Amd P00001	12.420	Military Medical Research and Development	372,369	
Direct	W81XWH1810068	12.420	Military Medical Research and Development	178,246	7,095
Direct	W81XWH1810319	12.420	Military Medical Research and Development	126,545	58,991
Direct	W81XWH1810493	12.420	Military Medical Research and Development	106,116	
Direct	W81XWH1810542	12.420	Military Medical Research and Development	211,180	
Direct	W81XWH1810577	12.420	Military Medical Research and Development	161,052	
Direct	W81XWH1810582	12.420	Military Medical Research and Development	77,302	
Direct	W81XWH-18-1-0687	12.420	Military Medical Research and Development	234,856	
Direct	W81XWH1910075	12.420	Military Medical Research and Development	69,861	
Direct	W81XWH1910099	12.420	Military Medical Research and Development	33,053	
Direct	W81XWH-19-1-0132	12.420	Military Medical Research and Development	14,114	
Direct	W81XWH1910336	12.420	Military Medical Research and Development	6,998	
Direct	W911NF-14-1-0247, P00013	12.431	Basic Scientific Research	2,065,706	1,254,817
Direct	W911NF-14-2-0035 P000010	12.431	Basic Scientific Research	312,943	
Direct	W911NF-15-1-0243 P00010	12.431	Basic Scientific Research	87,295	
Direct	W911NF1810240 P00001	12.431	Basic Scientific Research	630,274	477,818
Direct	W911NF1810272 P00002	12.431	Basic Scientific Research	149,893	
Direct	W911NF1810344	12.431	Basic Scientific Research	89,336	
Direct	W911NF1810354 P00002	12.431	Basic Scientific Research	117,449	
Direct	W911NF1820175	12.431	Basic Scientific Research	33,415	
Direct	W911NF1910024	12.431	Basic Scientific Research	16,831	
Passthrough:					
Boston Children's Hospital	Adjudication Committee Service Agreement	12.420	Military Medical Research and Development	1,750	
Boston VA Research Institute, Inc	0213FEDaEatingDisorders	12.420	Military Medical Research and Development	8,305	
Center for Veterans Research and Education	CVRE-03	12.420	Military Medical Research and Development	13,011	
Hennepin Healthcare Research Institute	15059-02 Am 01	12.420	Military Medical Research and Development	181,966	
Hennepin Healthcare Research Institute	15059-03	12.420	Military Medical Research and Development	17,906	
Hennepin Healthcare Research Institute	METRC2 - W81XWH1020091 Mod 4	12.420	Military Medical Research and Development	4,065	
Mayo Clinic Rochester	Subaward REG-236024/PO #66005954	12.420	Military Medical Research and Development	6,750	
Mayo Clinic Rochester	UMN-206347/PO#65597654	12.420	Military Medical Research and Development	7,978	
MN Veterans Medical Research & Educ Fdn	0001	12.420	Military Medical Research and Development	(5,248)	
MN Veterans Medical Research & Educ Fdn	CVRE-01	12.420	Military Medical Research and Development	37,658	
Oregon Health & Science University	1007494_UMN AMD#3	12.420	Military Medical Research and Development	3,808	
The Ohio State University	60067955 PO RF01548722	12.420	Military Medical Research and Development	78,076	
The University of Alabama at Birmingham	000507860-003	12.420	Military Medical Research and Development	238,346	
The University of Georgia	SUB00001792	12.420	Military Medical Research and Development	76,404	
The University of Utah	10040357-01	12.420	Military Medical Research and Development	36,776	
University of California, Los Angeles	0160 G UC269 am 2	12.431	Basic Scientific Research	128,786	
University of California, San Francisco	11030sc	12.420	Military Medical Research and Development	147,467	
University of Colorado Denver	FY19.794.014_AMD3/Sub# FY16.794.012	12.420	Military Medical Research and Development	228,603	
University of Notre Dame	203212UMN A 004	12.431	Basic Scientific Research	115,452	
University of Pittsburgh	0050000 (413614-7) Amend 4 0056666	12.420	Military Medical Research and Development	1,596	

(Continued)

UNIVERSITY OF MINNESOTA

SCHEDULE OF EXPENDITURES OF FEDERAL AWARDS
FOR THE YEAR ENDED JUNE 30, 2019

Cluster, Agency, Subagency, Direct/ Pass-through, Pass-through Entity	Award #	CFDA#	CFDA Program Title	Federal Expenditures	Subrecipient Expenditures
University of Washington	8640 Am 3	12.420	Military Medical Research and Development	$ 94,309	$ -
University of Washington	UWSC9476 BPO#: 18923 Am 1	12.431	Basic Scientific Research	(299)	
Veterans Admin	CVRE-02 AMD1	12.420	Military Medical Research and Development	80,101	
Virginia Commonwealth University	PT108802-SC107144 Am 3	12.420	Military Medical Research and Development	48,597	
Department of Defense, Dept of the Navy					
Direct	N00014-11-1-0690	12.300	Basic and Applied Scientific Research	(8,815)	
Direct	N00014-15-1-2294 A00001	12.300	Basic and Applied Scientific Research	41,081	
Direct	N00014-15-1-2522 - A00001	12.300	Basic and Applied Scientific Research	3,813	5,286
Direct	N00014-16-1-2192 A00001	12.300	Basic and Applied Scientific Research	48,978	
Direct	N00014-16-1-2194 Mod P00008	12.300	Basic and Applied Scientific Research	102,381	
Direct	N00014-16-1-2755 P00001	12.300	Basic and Applied Scientific Research	90,518	
Direct	N00014-16-1-3118/N00014-12-1-1030	12.300	Basic and Applied Scientific Research	275,713	81,573
Direct	N00014-16-1-3205 P00007	12.300	Basic and Applied Scientific Research	107,985	
Direct	N00014-17-1-2308 P00004	12.300	Basic and Applied Scientific Research	313,876	129,057
Direct	N00014-17-1-2438, P00003	12.300	Basic and Applied Scientific Research	500,014	213,553
Direct	N00014-17-1-2496 Mod P00003	12.300	Basic and Applied Scientific Research	179,180	
Direct	N00014-17-1-2547 P00005	12.300	Basic and Applied Scientific Research	138,172	
Direct	N00014-17-1-2578 P00002	12.300	Basic and Applied Scientific Research	122,781	
Direct	N00014-17-1-2600 NCE	12.300	Basic and Applied Scientific Research	5,334	1,276
Direct	N00014-17-1-2658 P00002	12.300	Basic and Applied Scientific Research	213,186	
Direct	N00014-17-1-2676 P0003	12.300	Basic and Applied Scientific Research	1,884,134	1,240,215
Direct	N00014-17-1-2860 P00001	12.300	Basic and Applied Scientific Research	33,818	
Direct	N00014-17-1-2884	12.300	Basic and Applied Scientific Research	236,694	
Direct	N00014-17-1-2939 Mod 2	12.300	Basic and Applied Scientific Research	37,785	
Direct	N00014-18-1-2196 Mod A00002	12.300	Basic and Applied Scientific Research	184,564	
Direct	N00014-18-1-2356 A00001	12.300	Basic and Applied Scientific Research	141,290	
Direct	N00014-18-1-2521 P00001	12.300	Basic and Applied Scientific Research	133,968	
Direct	N00014-18-1-2766 p0001	12.300	Basic and Applied Scientific Research	2,614	
Direct	N00014-18-1-2800 P00001	12.300	Basic and Applied Scientific Research	2,341	
Direct	N00014-19-1-2037	12.300	Basic and Applied Scientific Research	77,129	
Direct	N00014-19-1-2139	12.300	Basic and Applied Scientific Research	2,236	
Passthrough:					
Purdue University	13000463-010 am 5 (Old # 4104-74423)	12.300	Basic and Applied Scientific Research	218,564	
Purdue University	4104-74180 Am 3	12.300	Basic and Applied Scientific Research	200,000	
The Marine Biological Laboratory	54114	12.300	Basic and Applied Scientific Research	493	
University of California, Berkeley	00009804 - PO#BB01087671 Am 1	12.300	Basic and Applied Scientific Research	57,133	
University of Pennsylvania	572339 PO# 3902248, use RIS #28021	12.300	Basic and Applied Scientific Research	112,985	
University of Southern California	107234489 Am 2	12.300	Basic and Applied Scientific Research	105,211	
Department of Defense, National Security Agency					
Direct	H98230-18-1-0010 CLIN0001	12.900	Language Grant Program	39,984	
Passthrough:					
Medtronic Inc	PO 4300926512 HR0011-16C-0014	12.901	Mathematical Sciences Grants	663,507	
Department of Defense, Office of the Secretary of Defense					
Direct	HM02101310005 P00006	12.630	Basic, Applied, and Advanced Research in Science and Engineering	87,476	
Direct	W912HZ-18-2-0004	12.630	Basic, Applied, and Advanced Research in Science and Engineering	19,912	
Passthrough:					
Advanced Regenerative Manufacturing Inst	EDW 0004	12.630	Basic, Applied, and Advanced Research in Science and Engineering	19,558	
Department of Education, Institute of Education Sciences					
Direct	R305A140065	84.305	Education Research, Development and Dissemination	138,504	
Direct	R305A160034-18	84.305	Education Research, Development and Dissemination	322,927	26,480
Direct	R305A160077-18	84.305	Education Research, Development and Dissemination	357,627	162,595
Direct	R305A160080-18	84.305	Education Research, Development and Dissemination	384,095	126,309
Direct	R305A170242-18	84.305	Education Research, Development and Dissemination	329,261	7,072
Direct	R305A170292-19 Action 3	84.305	Education Research, Development and Dissemination	310,190	114,238
Direct	R305A180265	84.305	Education Research, Development and Dissemination	336,171	

(Continued)

UNIVERSITY OF MINNESOTA

SCHEDULE OF EXPENDITURES OF FEDERAL AWARDS
FOR THE YEAR ENDED JUNE 30, 2019

Cluster, Agency, Subagency, Direct/ Pass-through, Pass-through Entity	Award #	CFDA#	CFDA Program Title	Federal Expenditures	Subrecipient Expenditures
Direct	R305D160010	84.305	Education Research, Development and Dissemination	$ 17,149	$ (1)
Direct	R305H160036 Action 2	84.305	Education Research, Development and Dissemination	92,592	59,245
Direct	R324A130161 mod 12	84.324	Research in Special Education	215,127	26,856
Direct	R324A160064-18	84.324	Research in Special Education	417,872	9,786
Direct	R324A170032	84.324	Research in Special Education	388,724	44,260
Direct	R324A170101-18	84.324	Research in Special Education	790,842	438,645
Passthrough:					
California State University, Chico	SUB18-061	84.305	Education Research, Development and Dissemination	2,050	
Kennedy Krieger Institute, Inc	113108-0618-0103B Mod 1	84.324	Research in Special Education	2,077	
Saint Paul Public Schools ISD 625	212834 am 1	84.305	Education Research, Development and Dissemination	111,150	
University of Delaware	40810	84.305	Education Research, Development and Dissemination	17,711	
University of Maryland	64751-Z2011202	84.324	Research in Special Education	111,777	
University of Washington	UWSC9139 BPO# 21190	84.305	Education Research, Development and Dissemination	54,612	
University of Washington	UWSC9845/BPO#24420 am 1	84.305	Education Research, Development and Dissemination	42,146	
Department of Education, Office of Elementary and Secondary Education					
Passthrough:					
Indiana University	PO Number: 1921895	84.004	Civil Rights Training and Advisory Services (also known as Equity Assistance Centers)	26,808	
Department of Education, Office of Postsecondary Education					
Direct	P015A180083	84.015	National Resource Centers Program for Foreign Language and Area Studies or Foreign Language and International Studies Program and Foreign Language and Area Studies Fellowship Program	61,032	
Direct	P015B180083	84.015	National Resource Centers Program for Foreign Language and Area Studies or Foreign Language and International Studies Program and Foreign Language and Area Studies Fellowship Program	269,239	
Direct	P015B180084	84.015	National Resource Centers Program for Foreign Language and Area Studies or Foreign Language and International Studies Program and Foreign Language and Area Studies Fellowship Program	252,468	
Direct	P116F140033	84.116	Fund for the Improvement of Postsecondary Education	480,695	239,546
Department of Education, Office of Special Education and Rehabilitative Services					
Direct	H133B130006	84.133	National Institute on Disability and Rehabilitation Research	73	
Direct	H325D160016 Act 6	84.325	Special Education - Personnel Development to Improve Services and Results for Children with Disabilities	303,331	
Direct	H325K170023-18A Action 3	84.325	Special Education - Personnel Development to Improve Services and Results for Children with Disabilities	150,432	
Direct	H325K170024	84.325	Special Education - Personnel Development to Improve Services and Results for Children with Disabilities	163,162	
Direct	H327S150004 action #6	84.327	Special Education Educational Technology Media, and Materials for Individuals with Disabilities	847,516	77,820
Passthrough:					
University of Illinois Chicago	subaward 16221/90RT5032-05	84.133	National Institute on Disability and Rehabilitation Research	63,399	
Department of Education, OII - Office of Innovation and Improvement					
Passthrough:					
Saint Paul Public Schools ISD 625	Purchase Order 0000314809	84.411	Education Innovation and Research (formerly Investing in Innovation (i3) Fund)	43,704	
Department of Energy					
Direct	CON000000072908 Intel Comm Postdoc Res Fellowship Prog	81.UXX	Unid CFDA-Department of Energy	4,041	
Direct	DE-AR0000701	81.135	Advanced Research Projects Agency - Energy	804,470	359,491
Direct	DE-AR0000795	81.135	Advanced Research Projects Agency - Energy	555,142	128,673
Direct	DE-AR0000804	81.135	Advanced Research Projects Agency - Energy	1,013,598	60,777
Direct	DE-EE0007217 Mod 0003	81.086	Conservation Research and Development	165,742	
Direct	DE-EE0007568	81.086	Conservation Research and Development	100,703	6,400
Direct	DE-EE0007881 Mod 0001	81.087	Renewable Energy Research and Development	117,675	
Direct	DE-EE0008333 mod 0001	81.086	Conservation Research and Development	242,836	98,273
Direct	DE-EE0008335 mod 0001	81.086	Conservation Research and Development	395,730	71,427
Direct	DE-EE0008384 Mod 1	81.086	Conservation Research and Development	134,438	41,163
Direct	DE-EE0008542	81.087	Renewable Energy Research and Development	37,131	
Direct	DE-FG02-06ER46275	81.049	Office of Science Financial Assistance Program	10,787	
Direct	DE-FG02-07ER15886 Mod 0011	81.UXX	Unid CFDA-Department of Energy	26,270	
Direct	DE-FG02-07ER64456 MOD 0011	81.049	Office of Science Financial Assistance Program	24,174	
Direct	DE-FG02-87ER40328	81.049	Office of Science Financial Assistance Program	458,247	

(Continued)

UNIVERSITY OF MINNESOTA

SCHEDULE OF EXPENDITURES OF FEDERAL AWARDS
FOR THE YEAR ENDED JUNE 30, 2019

Cluster, Agency, Subagency, Direct/ Pass-through, Pass-through Entity	Award #	CFDA#	CFDA Program Title	Federal Expenditures	Subrecipient Expenditures
Direct	DE-NA0002514	81.113	Defense Nuclear Nonproliferation Research	$ 188,588	$ -
Direct	DE-NE0008540 Mod 2	81.121	Nuclear Energy Research, Development and Demonstration	235,032	
Direct	DE-NE0008785	81.121	Nuclear Energy Research, Development and Demonstration	73,119	
Direct	DE-SC0002183 Mod. 0012	81.049	Office of Science Financial Assistance Program	160,104	
Direct	DE-SC0002567	81.049	Office of Science Financial Assistance Program	98,252	
Direct	DE-SC0008418	81.049	Office of Science Financial Assistance Program	13,027	
Direct	DE-SC0008688 Mod. No. 11	81.049	Office of Science Financial Assistance Program	2,185,236	964,127
Direct	DE-SC0011842	81.049	Office of Science Financial Assistance Program	375,111	
Direct	DE-SC0011845	81.049	Office of Science Financial Assistance Program	690,856	
Direct	DE-SC0012069	81.049	Office of Science Financial Assistance Program	1,056,447	
Direct	DE-SC0012294	81.049	Office of Science Financial Assistance Program	272,589	
Direct	DE-SC0012336	81.049	Office of Science Financial Assistance Program	87,413	
Direct	DE-SC0012677	81.049	Office of Science Financial Assistance Program	72,250	
Direct	DE-SC0012702 Mod. No. 0005	81.049	Office of Science Financial Assistance Program	2,105,556	690,699
Direct	DE-SC0012733	81.049	Office of Science Financial Assistance Program	48,742	36,516
Direct	DE-SC0012742	81.049	Office of Science Financial Assistance Program	98,793	
Direct	DE-SC0014363 Mod 0004 NCE	81.049	Office of Science Financial Assistance Program	322,343	143,057
Direct	DE-SC0014402	81.049	Office of Science Financial Assistance Program	186,502	
Direct	DE-SC0016053 mod 0003	81.049	Office of Science Financial Assistance Program	166,571	
Direct	DE-SC0016346	81.049	Office of Science Financial Assistance Program	242,885	
Direct	DE-SC0016371	81.049	Office of Science Financial Assistance Program	1,065,269	
Direct	DE-SC0017809 mod 2	81.049	Office of Science Financial Assistance Program	327,407	
Direct	DE-SC0018056 Mod 0002	81.049	Office of Science Financial Assistance Program	127,273	
Direct	DE-SC0018202 Mod 2	81.049	Office of Science Financial Assistance Program	71,749	
Direct	DE-SC0018203	81.049	Office of Science Financial Assistance Program	142,900	
Direct	DE-SC0018204	81.049	Office of Science Financial Assistance Program	159,463	
Direct	DE-SC0018949	81.049	Office of Science Financial Assistance Program	9,450	
Direct	DE-SC0019028	81.049	Office of Science Financial Assistance Program	57,665	
Direct	DE-SC0019036/18SC502669	81.049	Office of Science Financial Assistance Program	54,950	
Direct	DE-SC0019148/18SC503060	81.049	Office of Science Financial Assistance Program	95,195	
Direct	DE-SC0019274	81.049	Office of Science Financial Assistance Program	321,558	145,062
Direct	DE-SC0019427	81.049	Office of Science Financial Assistance Program	189,170	
Direct	DE-SC0019439	81.049	Office of Science Financial Assistance Program	40,239	
Direct	XAT-6-62528-01 Mod 9	81.087	Renewable Energy Research and Development	20,631	
Direct	XCS-9-92127-01	81.087	Renewable Energy Research and Development	44,976	
Direct	XGJ-8-82041-01	81.087	Renewable Energy Research and Development	29,451	
Passthrough:					
American Inst of Chemical Engineers - NY	DE-EE0007888-05.5 Task 5.5, BP2	81.087	Renewable Energy Research and Development	200,006	
American Inst of Chemical Engineers - NY	DE-EE0007888-07.7 Task 7.7, BP2	81.087	Renewable Energy Research and Development	120,947	
American Inst of Chemical Engineers - NY	DE-EE0007888-07-1B	81.087	Renewable Energy Research and Development	93,022	
Arizona State University	17-149	81.135	Advanced Research Projects Agency - Energy	66,938	
California Institute of Technology	52-1095145 Mod 9/S394493	81.112	Stewardship Science Grant Program	22,175	
California Institute of Technology	S437234	81.135	Advanced Research Projects Agency - Energy	90,180	
Center for Energy and Environment	No Award Number	81.086	Conservation Research and Development	2,008	
Colorado School of Mines	401524-5801	81.135	Advanced Research Projects Agency - Energy	43,723	
Colorado School of Mines	PO # P0170970/ 401228-5801 A1	81.135	Advanced Research Projects Agency - Energy	9	
Compact Membrane Systems, Inc	Subagreement DE-EE0007888	81.087	Renewable Energy Research and Development	40,618	
Donald Danforth Plant Science Center	23021-M Am 1	81.049	Office of Science Financial Assistance Program	214,892	
LHB, Inc	LHB Project #150686	81.CXX	Contract-Department of Energy	9,706	
Macchina LLC	Subaward No. 1 under DE-SC0018770 Am 1	81.049	Office of Science Financial Assistance Program	19,125	
National Renewable Energy Laboratory	AGJ-8-82147-01 Gayle Stallknecht	81.087	Renewable Energy Research and Development	52,126	
North Dakota State University	FAR0030896	81.041	State Energy Program	7,024	
Questek Innovations LLC	1891	81.CXX	Contract-Department of Energy	64,614	
Resolute Marine Energy, Inc	RME171011/180901 am 1	81.049	Office of Science Financial Assistance Program	48,213	
Sartec Corporation	2018-002	81.049	Office of Science Financial Assistance Program	14,897	

(Continued)

UNIVERSITY OF MINNESOTA

SCHEDULE OF EXPENDITURES OF FEDERAL AWARDS
FOR THE YEAR ENDED JUNE 30, 2019

Cluster, Agency, Subagency, Direct/ Pass-through, Pass-through Entity	Award #	CFDA#	CFDA Program Title	Federal Expenditures	Subrecipient Expenditures
Stanford University	183743	81.CXX	Contract-Department of Energy	$ 1,165,834	$ -
Stanford University	SLAC's Subcontract No 165738	81.CXX	Contract-Department of Energy	3,836	
Stanford University	Subcontract 188398	81.CXX	Contract-Department of Energy	77,383	
Stanford University	US DOE Subaward 60544213-107908 amd 5	81.124	Predictive Science Academic Alliance Program	84,046	
The University of New Mexico	889445-87AC Am 3	81.049	Office of Science Financial Assistance Program	145,514	
The University of Texas at Austin	UTA15-000561	81.049	Office of Science Financial Assistance Program	104,813	
University of California, Berkeley	DE-SC0001015/00008631 PO#BB00604556	81.049	Office of Science Financial Assistance Program	27,958	
University of California, Irvine	2015-3241	81.049	Office of Science Financial Assistance Program	19,685	
University of Delaware	37791/DE-SC0001004	81.049	Office of Science Financial Assistance Program	6,470	
University of Delaware	51599	81.049	Office of Science Financial Assistance Program	62,267	
University of Houston	R-17-0010 Am 3	81.121	Nuclear Energy Research, Development and Demonstration	97,906	
University of Michigan	3001346400 Amd. 11	81.049	Office of Science Financial Assistance Program	359,158	
University of Notre Dame	203186UMN	81.112	Stewardship Science Grant Program	168,434	
University of Notre Dame	209008, 202373UMN Amd. 11	81.049	Office of Science Financial Assistance Program	29,307	
University of Wisconsin-Madison	635K633	81.087	Renewable Energy Research and Development	(2,290)	
Yale University	C08E10003/DE-FG02-08ER46482/GR000258	81.UXX	Unid CFDA-Department of Energy	47,436	
Department of Energy, National Nuclear Security Administration					
Direct	1854609 (Master Agreement 1296266)	81.C03	Contract-Department of Energy-Sandia National Laboratory	73,439	
Direct	290120 Mod 8	81.C04	Contract-Department of Energy-Los Alamos National Laboratory	16,719	
Direct	PO 1787847/Master 1296266 rev 1	81.C03	Contract-Department of Energy-Sandia National Laboratory	43,799	
Department of Energy, Office of Energy Efficiency and Renewable Energy					
Direct	Subc. XEU-7-62518-06; WO 3	81.C09	Contract-Department of Energy-National Renewable Energy Laboratory	24,930	
Department of Energy, Office of Science					
Direct	4000134514 mod 8	81.C10	Contract-Department of Energy-Oak Ridge National Laboratory	46,843	
Direct	447042	81.C02	Contract-Department of Energy-Battelle-Pacific Northwest National Laboratory	1,186	
Direct	554995	81.C06	Contract-Department of Energy-Fermi National Accelerator Laboratory	26,554	
Direct	626924	81.C06	Contract-Department of Energy-Fermi National Accelerator Laboratory	77,224	
Direct	8F-30160 M0003	81.C05	Contract-Department of Energy-Argonne National Laboratory	12,171	
Direct	9F-60135	81.C05	Contract-Department of Energy-Argonne National Laboratory	4,089	
Direct	PO 615642	81.C06	Contract-Department of Energy-Fermi National Accelerator Laboratory	2,998	
Direct	PO 624637	81.C06	Contract-Department of Energy-Fermi National Accelerator Laboratory	601,239	
Direct	PO 628793	81.C06	Contract-Department of Energy-Fermi National Accelerator Laboratory	611,768	
Direct	PO 633431	81.C06	Contract-Department of Energy-Fermi National Accelerator Laboratory	174,508	
Direct	PO 652444	81.C06	Contract-Department of Energy-Fermi National Accelerator Laboratory	737,781	
Direct	Subcontract No. 650491	81.C06	Contract-Department of Energy-Fermi National Accelerator Laboratory	161,360	
Direct	Subcontract No. 653446	81.C06	Contract-Department of Energy-Fermi National Accelerator Laboratory	76,102	
Passthrough:					
Battelle	184125	81.C02	Contract-Department of Energy-Battelle-Pacific Northwest National Laboratory	(556)	
Department of Health and Human Services					
Passthrough:					
Atoxbio	ATB-202 ACCUTE	93.CXX	Contract-Department of Health and Human Services	49,488	
Cellerant Therapeutics, Inc	CLT008-03	93.CXX	Contract-Department of Health and Human Services	68,277	
Department of Health and Human Services, Administration for Children and Families					
Direct	90PD0273-05-00	93.647	Social Services Research and Demonstration	63,219	
Passthrough:					
MN Department of Human Services	GRK 143870 Amendment 1	93.603	Adoption and Legal Guardianship Incentive Payments	135,435	
Department of Health and Human Services, Administration for Community Living (ACL)					
Direct	90ARCP0002-01-00	93.433	ACL National Institute on Disability, Independent Living, and Rehabilitation Research	8,058	
Direct	90DDTI0036-01	93.632	University Centers for Excellence in Developmental Disabilities Education, Research, and Service	34,039	
Direct	90IF0109-02-00	93.433	ACL National Institute on Disability, Independent Living, and Rehabilitation Research	94,260	58,419
Direct	90IF0109-03-00	93.433	ACL National Institute on Disability, Independent Living, and Rehabilitation Research	91,556	
Direct	90RT5019-04-00	93.433	ACL National Institute on Disability, Independent Living, and Rehabilitation Research	324,360	104,885

(Continued)

UNIVERSITY OF MINNESOTA

SCHEDULE OF EXPENDITURES OF FEDERAL AWARDS
FOR THE YEAR ENDED JUNE 30, 2019

Cluster, Agency, Subagency, Direct/ Pass-through, Pass-through Entity	Award #	CFDA#	CFDA Program Title	Federal Expenditures	Subrecipient Expenditures
Direct	90RT5039-04-00	93.433	ACL National Institute on Disability, Independent Living, and Rehabilitation Research	$ 572,527	$ 106,446
Direct	90RTCP0003-01-00	93.433	ACL National Institute on Disability, Independent Living, and Rehabilitation Research	454,927	44,196
Passthrough:					
Brandeis University	403315 Am 2	93.433	ACL National Institute on Disability, Independent Living, and Rehabilitation Research	57,342	
University of Massachusetts Boston	B000668016	93.433	ACL National Institute on Disability, Independent Living, and Rehabilitation Research	20,829	
University of Massachusetts Boston	B000824220	93.433	ACL National Institute on Disability, Independent Living, and Rehabilitation Research	32,191	
Department of Health and Human Services, Agency for Healthcare Research and Quality					
Direct	1R03HS024743-01A1 Revised	93.226	Research on Healthcare Costs, Quality and Outcomes	16,361	15,470
Direct	1R03HS025245-01	93.226	Research on Healthcare Costs, Quality and Outcomes	26,481	
Direct	1R36HS026088-01	93.225	National Research Service Awards Health Services Research Training	37,591	
Direct	1R36HS026660-01	93.226	Research on Healthcare Costs, Quality and Outcomes	17,901	
Direct	5R01HS025164-02	93.226	Research on Healthcare Costs, Quality and Outcomes	366,028	84,423
Direct	5R18HS022836-05	93.226	Research on Healthcare Costs, Quality and Outcomes	199,800	
Passthrough:					
American College of Surgeons	5R01HS024532-02	93.226	Research on Healthcare Costs, Quality and Outcomes	193,205	
Cedars-Sinai Medical Center	Subaward 0001295096/(prev) 0001198195	93.226	Research on Healthcare Costs, Quality and Outcomes	1,109	
Hennepin Healthcare Research Institute	07406-01-03	93.226	Research on Healthcare Costs, Quality and Outcomes	45,380	
Hennepin Healthcare Research Institute	07406-04-03	93.226	Research on Healthcare Costs, Quality and Outcomes	8,031	
Hennepin Healthcare Research Institute	07406-04-04 Amendment 1	93.226	Research on Healthcare Costs, Quality and Outcomes	40,796	
Hennepin Healthcare Research Institute	07406-05-03	93.226	Research on Healthcare Costs, Quality and Outcomes	6,084	
Hennepin Healthcare Research Institute	07406-06-03/ 07406-06-02/ R01HS024527-03	93.226	Research on Healthcare Costs, Quality and Outcomes	5,195	
Memorial Sloan-Kettering Cancer Center	Subaward BD524623	93.C03	Contract-Department of Health and Human Services-Agency for Health Care Policy and Research	6,028	
Purdue University	11000850-023	93.226	Research on Healthcare Costs, Quality and Outcomes	3,247	
The University of Vermont	33406SUB52791, PO# 172400	93.226	Research on Healthcare Costs, Quality and Outcomes	37,623	
University of California, Los Angeles	1557 G VA521	93.226	Research on Healthcare Costs, Quality and Outcomes	77,605	
University of Chicago	FP063214-B	93.226	Research on Healthcare Costs, Quality and Outcomes	187,103	
University of Pennsylvania	Subaward 565342/PO# 3506324	93.226	Research on Healthcare Costs, Quality and Outcomes	22,785	
Department of Health and Human Services, Centers for Disease Control and Prevention					
Direct	5 R01CE002913-02-00	93.136	Injury Prevention and Control Research and State and Community Based Programs	348,084	202,692
Direct	5 U54OH010170-08-00	93.262	Occupational Safety and Health Program	1,946,465	414,165
Direct	5U01CK000357-04-00	93.283	Centers for Disease Control and Prevention Investigations and Technical Assistance	307,895	206,502
Direct	5U48DP005022-05-01	93.135	Centers for Research and Demonstration for Health Promotion and Disease Prevention	834,441	203,500
Direct	6 K01OH010763-01-01	93.262	Occupational Safety and Health Program	190,265	
Passthrough:					
Colorado State University	G-02378-02 Am 1	93.262	Occupational Safety and Health Program	13,987	
Emory University	A161277 (T854332) (T711145) (T507350)	93.941	HIV Demonstration, Research, Public and Professional Education Projects	22,364	
MN Department of Health	118980, PO #45189	93.991	Preventive Health and Health Services Block Grant	29,715	
MN Department of Health	146997	93.323	Epidemiology and Laboratory Capacity for Infectious Diseases (ELC)	44,174	
MN Department of Health	156168	93.435	Innovative State and Local Public Health Strategies to prevent and Manage Diabetes and Heart Disease and Stroke	5,142	
MN Department of Health	Grant # 139125/PO # 3-55794	93.757	State and Local Public Health Actions to Prevent Obesity, Diabetes, Heart Disease and Stroke (PPHF)	44,907	
MN Department of Health	SWIFT Contract -135679/54110 Amend #1	93.323	Epidemiology and Laboratory Capacity for Infectious Diseases (ELC)	6,730	
MN Department of Health	SWIFT Contract 3-106885 Amendment No. 1	93.323	Epidemiology and Laboratory Capacity for Infectious Diseases (ELC)	28,832	
National Association of School Nurses	No Award Number	93.C05	Contract-Department of Health and Human Services-Centers for Disease Control	26,025	
National Opinion Research Center	8429.UM.01	93.C05	Contract-Department of Health and Human Services-Centers for Disease Control	3,097	
The University of Iowa	S00464-01/g/p 1039939	93.262	Occupational Safety and Health Program	38,366	
University of Nebraska Medical Center	34-5420-2006-208	93.262	Occupational Safety and Health Program	10,815	
Department of Health and Human Services, Centers for Medicare and Medicaid Services					
Passthrough:					
Community Care of North Carolina, Inc	CPESN SUPPORT	93.610	Health Care Innovation Awards (HCIA)	11,185	
MN Department of Health	contract 120434	93.511	Affordable Care Act (ACA) Grants to States for Health Insurance Premium Review	5,997	
Stratis Health	No Award Number	93.C07	Contract-Department of Health and Human Services-Centers for Medicare and Medicaid Services	17,153	

(Continued)

UNIVERSITY OF MINNESOTA

SCHEDULE OF EXPENDITURES OF FEDERAL AWARDS
FOR THE YEAR ENDED JUNE 30, 2019

Cluster, Agency, Subagency, Direct/ Pass-through, Pass-through Entity	Award #	CFDA#	CFDA Program Title	Federal Expenditures	Subrecipient Expenditures
Department of Health and Human Services, Food and Drug Administration					
Direct	1R01FD006100-01A1	93.103	Food and Drug Administration Research	$ 202,664	$ -
Passthrough:					
Inst For Advanced Clinical Trials for Children	No Award Number	93.103	Food and Drug Administration Research	2,466	
Kansas State University	S17043	93.103	Food and Drug Administration Research	65,143	
Nat'l Inst for Pharm Technology & Educ	NIPTE-U01-MN-2018-001	93.103	Food and Drug Administration Research	235,061	
Department of Health and Human Services, Health Resources and Services Administration					
Direct	4 D09HP29978-03-01	93.247	Advanced Nursing Education Workforce Grant Program	629,843	202,441
Direct	5 R40MC29454-03-01	93.110	Maternal and Child Health Federal Consolidated Programs	311,696	
Direct	5 T79MC00007-31-00	93.110	Maternal and Child Health Federal Consolidated Programs	207,629	
Passthrough:					
Iowa Department of Public Health	5888HC13	93.917	HIV Care Formula Grants	196,914	
Iowa Department of Public Health	5889HC13	93.917	HIV Care Formula Grants	129,722	
Michigan Public Health Institute	Z-38839-115 504200	93.110	Maternal and Child Health Federal Consolidated Programs	6,202	
Michigan Public Health Institute	Z-38842-115-504200	93.110	Maternal and Child Health Federal Consolidated Programs	16,664	
University of Illinois Chicago	17462-00	93.145	HIV-Related Training and Technical Assistance	713	
University of Illinois at Chicago	2015-04958-01 amd 6	93.145	HIV-Related Training and Technical Assistance	335,315	
University of Washington	UWSC10293/BPO29476	93.917	HIV Care Formula Grants	75,142	
Department of Health and Human Services, Immediate Office of the Secretary of Health and Human Services					
Direct	1ASTWH150031-03-01	93.088	Advancing System Improvements for Key Issues in Women's Health	216,117	81,609
Passthrough:					
Icon Clinical Research, Inc	No Award Number	93.360	Biomedical Advanced Research and Development Authority (BARDA), Biodefense Medical Countermeasure Development	62,690	
Janssen Research & Development, LLC	63623872FLZ3001	93.360	Biomedical Advanced Research and Development Authority (BARDA), Biodefense Medical Countermeasure Development	1,670	
University of Wisconsin-Madison	807K251 Mod 2	93.239	Policy Research and Evaluation Grants	10,273	
Department of Health and Human Services, National Institutes of Health					
Direct	1 RF1 AG058081-01	93.866	Aging Research	326,039	
Direct	1DP2AI112245-01 Revised	93.310	Trans-NIH Research Support	34,421	
Direct	1DP2DA049279-01	93.279	Drug Abuse and Addiction Research Programs	3,382	
Direct	1F30CA228261-01A1	93.398	Cancer Research Manpower	6,744	
Direct	1F30DK114942-01A1	93.847	Diabetes, Digestive, and Kidney Diseases Extramural Research	26,873	
Direct	1F30HL146089-01	93.837	Cardiovascular Diseases Research	8,196	
Direct	1F31AA026782-01A1 REVISED	93.273	Alcohol Research Programs	7,822	
Direct	1F31AG057155-01A1	93.866	Aging Research	15,854	
Direct	1F31AR073642-01	93.846	Arthritis, Musculoskeletal and Skin Diseases Research	24,362	
Direct	1F31CA236190-01	93.398	Cancer Research Manpower	30,353	
Direct	1F31GM130221-01 REVISED	93.859	Biomedical Research and Research Training	14,110	
Direct	1F31HL143952-02	93.837	Cardiovascular Diseases Research	35,881	
Direct	1F31NS103320-01A1	93.853	Extramural Research Programs in the Neurosciences and Neurological Disorders	26,930	
Direct	1F31NS103487-01A1	93.853	Extramural Research Programs in the Neurosciences and Neurological Disorders	27,004	
Direct	1F31NS105457-01A1	93.853	Extramural Research Programs in the Neurosciences and Neurological Disorders	15,792	
Direct	1F32CA232458-01	93.398	Cancer Research Manpower	28,085	
Direct	1F32DC016815-01	93.173	Research Related to Deafness and Communication Disorders	67,676	
Direct	1F32DE028174-01A1	93.121	Oral Diseases and Disorders Research	24,177	
Direct	1F32GM126862-02	93.859	Biomedical Research and Research Training	59,753	
Direct	1F32GM128302-01A1	93.859	Biomedical Research and Research Training	19,913	
Direct	1F32MH118794-01	93.242	Mental Health Research Grants	37,890	
Direct	1K01AA026349-01A1	93.273	Alcohol Research Programs	147,182	
Direct	1K01DA042902-01A1	93.279	Drug Abuse and Addiction Research Programs	159,818	
Direct	1K01DK116934-01A1	93.847	Diabetes, Digestive, and Kidney Diseases Extramural Research	5,644	

(Continued)

UNIVERSITY OF MINNESOTA

SCHEDULE OF EXPENDITURES OF FEDERAL AWARDS
FOR THE YEAR ENDED JUNE 30, 2019

Cluster, Agency, Subagency, Direct/ Pass-through, Pass-through Entity	Award #	CFDA#	CFDA Program Title	Federal Expenditures	Subrecipient Expenditures
Direct	1K01MH117451-01A1	93.242	Mental Health Research Grants	$ 27,342	$ -
Direct	1K01OD027058-01	93.351	Research Infrastructure Programs	53,001	
Direct	1K08CA234232-01	93.398	Cancer Research Manpower	115,737	18,717
Direct	1K08HL140100-01 REVISED	93.838	Lung Diseases Research	153,249	
Direct	1K23DK115906-01A1	93.847	Diabetes, Digestive, and Kidney Diseases Extramural Research	3,450	
Direct	1K23DK118207-01 REVISED	93.847	Diabetes, Digestive, and Kidney Diseases Extramural Research	135,483	
Direct	1K23HL143146-01A1	93.837	Cardiovascular Diseases Research	24,361	
Direct	1P41EB027061-01	93.286	Discovery and Applied Research for Technological Innovations to Improve Human Health	330,041	
Direct	1R01AA026574-01A1	93.273	Alcohol Research Programs	79,663	10,641
Direct	1R01AG057679-02	93.866	Aging Research	268,612	4,853
Direct	1R01AG058719-01A1	93.866	Aging Research	27,002	
Direct	1R01AG062135-01	93.866	Aging Research	278,596	55,968
Direct	1R01AG062199-01	93.866	Aging Research	186,012	
Direct	1R01AG063543-01	93.866	Aging Research	12,938	
Direct	1R01AI131586-01	93.855	Allergy and Infectious Diseases Research	672,899	412,968
Direct	1R01AI136982-01A1	93.855	Allergy and Infectious Diseases Research	151,883	
Direct	1R01AI139420-01A1	93.855	Allergy and Infectious Diseases Research	249,451	
Direct	1R01AI140547-01A1 Revised	93.855	Allergy and Infectious Diseases Research	332,153	
Direct	1R01AI143380-01	93.855	Allergy and Infectious Diseases Research	80,430	5,691
Direct	1R01AI143784-01	93.855	Allergy and Infectious Diseases Research	139,201	
Direct	1R01AI143826-01	93.855	Allergy and Infectious Diseases Research	38,157	
Direct	1R01AI143828-01	93.855	Allergy and Infectious Diseases Research	62,653	
Direct	1R01AI145147-01A1	93.855	Allergy and Infectious Diseases Research	13,455	
Direct	1R01AI147540-01	93.855	Allergy and Infectious Diseases Research	29,577	
Direct	1R01AR073966-01A1	93.846	Arthritis, Musculoskeletal and Skin Diseases Research	295,058	
Direct	1R01AR075413-01	93.846	Arthritis, Musculoskeletal and Skin Diseases Research	38,298	
Direct	1R01CA183749-04	93.394	Cancer Detection and Diagnosis Research	261,168	
Direct	1R01CA225973-01A1	93.395	Cancer Treatment Research	89,177	
Direct	1R01CA228760-01A1	93.395	Cancer Treatment Research	8,411	
Direct	1R01CA232317-01A1	93.393	Cancer Cause and Prevention Research	234,322	473
Direct	1R01DA044283-01A1	93.279	Drug Abuse and Addiction Research Programs	10,606	
Direct	1R01DC017114-02	93.173	Research Related to Deafness and Communication Disorders	39,478	
Direct	1R01DE027043-01A1	93.121	Oral Diseases and Disorders Research	204,239	
Direct	1R01DK114453-01A1	93.847	Diabetes, Digestive, and Kidney Diseases Extramural Research	333,988	
Direct	1R01ES030559-01	93.113	Environmental Health	24,691	
Direct	1R01GM121414-03	93.859	Biomedical Research and Research Training	349,861	138,603
Direct	1R01GM127379-01A1	93.859	Biomedical Research and Research Training	141,678	
Direct	1R01GM128439-01A1	93.865	Child Health and Human Development Extramural Research	161,415	42,871
Direct	1R01GM129374-01	93.859	Biomedical Research and Research Training	178,605	
Direct	1R01GM130622-01	93.859	Biomedical Research and Research Training	45,725	
Direct	1R01GM130858-01	93.859	Biomedical Research and Research Training	30,813	
Direct	1R01GM132596-01	93.859	Biomedical Research and Research Training	7,107	
Direct	1R01HD090014-03	93.865	Child Health and Human Development Extramural Research	551,199	137,573
Direct	1R01HD095904-01A1	93.865	Child Health and Human Development Extramural Research	12,224	
Direct	1R01HD100007-01	93.865	Child Health and Human Development Extramural Research	40,537	
Direct	1R01HL132906-01A1	93.839	Blood Diseases and Resources Research	675,118	310,698
Direct	1R01HL139797-01A1	93.838	Lung Diseases Research	292,065	
Direct	1R01HL143390-01A1	93.837	Cardiovascular Diseases Research	97,717	11,096
Direct	1R01HL146501-01	93.837	Cardiovascular Diseases Research	71,671	
Direct	1R01MD013801-01	93.307	Minority Health and Health Disparities Research	35,559	
Direct	1R01MH115046-01A1	93.242	Mental Health Research Grants	26,895	
Direct	1R01MH118257-01	93.242	Mental Health Research Grants	245,534	
Direct	1R01MH118487-01	93.242	Mental Health Research Grants	50,294	
Direct	1R01MH119384-01	93.242	Mental Health Research Grants	40,762	
Direct	1R01NS110519-01	93.853	Extramural Research Programs in the Neurosciences and Neurological Disorders	106,208	

(Continued)

UNIVERSITY OF MINNESOTA

SCHEDULE OF EXPENDITURES OF FEDERAL AWARDS
FOR THE YEAR ENDED JUNE 30, 2019

Cluster, Agency, Subagency, Direct/ Pass-through, Pass-through Entity	Award #	CFDA#	CFDA Program Title	Federal Expenditures	Subrecipient Expenditures
Direct	1R03AI130978-01	93.855	Allergy and Infectious Diseases Research	$ 26,298	$ -
Direct	1R03AI144840-01	93.855	Allergy and Infectious Diseases Research	18,018	
Direct	1R03CA234201-01 Revised	93.393	Cancer Cause and Prevention Research	19,129	
Direct	1R03DA043022-01A1	93.077	Family Smoking Prevention and Tobacco Control Act Regulatory Research	81,515	
Direct	1R03MH117254-01A1	93.242	Mental Health Research Grants	9,834	
Direct	1R0NS111028-01	93.853	Extramural Research Programs in the Neurosciences and Neurological Disorders	44,021	
Direct	1R13CA236225-01	93.396	Cancer Biology Research	2,045	
Direct	1R15AI135885-01	93.855	Allergy and Infectious Diseases Research	127,106	
Direct	1R15CA195061-01	93.396	Cancer Biology Research	68,488	
Direct	1R15GM128143-01	93.859	Biomedical Research and Research Training	28,563	
Direct	1R21 HL130818-02	93.839	Blood Diseases and Resources Research	47,594	
Direct	1R212AI144932-01	93.855	Allergy and Infectious Diseases Research	65,316	
Direct	1R21AA026632-01S1	93.273	Alcohol Research Programs	46,420	
Direct	1R21AG054824-02	93.866	Aging Research	163,028	18,438
Direct	1R21AG061372-01	93.866	Aging Research	55,059	
Direct	1R21AI113406-02 Revised	93.855	Allergy and Infectious Diseases Research	16,754	
Direct	1R21AI119395-01A1	93.855	Allergy and Infectious Diseases Research	14,821	
Direct	1R21AI123600-02	93.855	Allergy and Infectious Diseases Research	16,675	
Direct	1R21AI125729-01	93.855	Allergy and Infectious Diseases Research	57,144	
Direct	1R21AI136731-01	93.855	Allergy and Infectious Diseases Research	186,994	
Direct	1R21AI144311-01	93.855	Allergy and Infectious Diseases Research	19,626	
Direct	1R21CA218054-01A1	93.393	Cancer Cause and Prevention Research	42,422	
Direct	1R21CA231214-01	93.396	Cancer Biology Research	117,172	8,477
Direct	1R21CA235385-01	93.396	Cancer Biology Research	28,274	
Direct	1R21DC015021-01A1	93.173	Research Related to Deafness and Communication Disorders	102,984	
Direct	1R21DC016359-02	93.173	Research Related to Deafness and Communication Disorders	156,310	
Direct	1R21DC017019-01A1	93.173	Research Related to Deafness and Communication Disorders	72,865	
Direct	1R21DK117466-01A1	93.847	Diabetes, Digestive, and Kidney Diseases Extramural Research	96,206	
Direct	1R21GM127965-01A1	93.859	Biomedical Research and Research Training	73,983	
Direct	1R21HD086312-02	93.865	Child Health and Human Development Extramural Research	115,917	62,781
Direct	1R21HG010380-01	93.172	Human Genome Research	138,652	
Direct	1R21HL144559-01	93.837	Cardiovascular Diseases Research	24,158	
Direct	1R21NS111196-01	93.853	Extramural Research Programs in the Neurosciences and Neurological Disorders	11,245	
Direct	1R21OD027047-01	93.351	Research Infrastructure Programs	9,898	
Direct	1R34MH116878-01A1	93.242	Mental Health Research Grants	55,650	6,074
Direct	1R34NS111654-01	93.853	Extramural Research Programs in the Neurosciences and Neurological Disorders	41,531	
Direct	1R35GM119553-02	93.859	Biomedical Research and Research Training	404,895	
Direct	1R35GM130353-01	93.859	Biomedical Research and Research Training	80,762	
Direct	1R35GM131688-01	93.859	Biomedical Research and Research Training	8,144	
Direct	1R35GM131814-01	93.859	Biomedical Research and Research Training	3,711	
Direct	1R56AG057498-01A1	93.866	Aging Research	181,919	15,065
Direct	1R56AG059675-01	93.866	Aging Research	224,206	
Direct	1R56AG059676-01	93.866	Aging Research	203,684	
Direct	1R56AG062307-02	93.866	Aging Research	466,575	38,191
Direct	1R56AI139200-01	93.855	Allergy and Infectious Diseases Research	147,350	
Direct	1R56DE026499-01	93.121	Oral Diseases and Disorders Research	175,732	
Direct	1R56DE027043-01	93.121	Oral Diseases and Disorders Research	176,849	
Direct	1R56HL130078-01	93.837	Cardiovascular Diseases Research	76,807	
Direct	1R56HL130496-01A1	93.837	Cardiovascular Diseases Research	82,478	30,481
Direct	1R61AG061903-01	93.866	Aging Research	139,933	9,302
Direct	1R61AT009995-01	93.213	Research and Training in Complementary and Integrative Health	92,973	
Direct	1R61DA049386-01	93.279	Drug Abuse and Addiction Research Programs	1,003	
Direct	1R61HL142696-01 REVISED	93.837	Cardiovascular Diseases Research	470,960	97,487
Direct	1R61NS111075-01	93.853	Extramural Research Programs in the Neurosciences and Neurological Disorders	9,329	
Direct	1RF1AG056976-01	93.866	Aging Research	409,794	

(Continued)

UNIVERSITY OF MINNESOTA

SCHEDULE OF EXPENDITURES OF FEDERAL AWARDS
FOR THE YEAR ENDED JUNE 30, 2019

Cluster, Agency, Subagency, Direct/ Pass-through, Pass-through Entity	Award #	CFDA#	CFDA Program Title	Federal Expenditures	Subrecipient Expenditures
Direct	1RF1AG060766-01 Revised	93.866	Aging Research	$ 334,032	$ -
Direct	1RF1MH116978-01 Revised	93.242	Mental Health Research Grants	145,238	19,585
Direct	1RF1MH116987-01	93.242	Mental Health Research Grants	136,159	
Direct	1RF1MH117015-01 Revised	93.242	Mental Health Research Grants	521,796	
Direct	1T32MH115886-01	93.242	Mental Health Research Grants	196,354	
Direct	1U01AI136780-01	93.855	Allergy and Infectious Diseases Research	8,434	
Direct	1U01AI141981-01 Revised	93.855	Allergy and Infectious Diseases Research	51,699	
Direct	1U01CA224160-01	93.353	21st Century Cures Act - Beau Biden Cancer Moonshot	569,657	215,508
Direct	1U24NS107269-01 Revised	93.853	Extramural Research Programs in the Neurosciences and Neurological Disorders	195,605	
Direct	1U2CES026533-01	93.310	Trans-NIH Research Support	1,280,669	70,487
Direct	1UG3 NS107688-01 Revised #3	93.853	Extramural Research Programs in the Neurosciences and Neurological Disorders	392,377	154,186
Direct	1UG3AT008769-01A1 REVISED	93.213	Research and Training in Complementary and Integrative Health	1,021,592	436,415
Direct	1UG3AT009651-01 REVISED	93.213	Research and Training in Complementary and Integrative Health	265,661	
Direct	1UG3DA048386-01	93.279	Drug Abuse and Addiction Research Programs	132,234	16,119
Direct	2P30CA077598-21	93.397	Cancer Centers Support Grants	1,233,147	
Direct	2R01AA023504-04A1	93.273	Alcohol Research Programs	272,229	113,990
Direct	2R01AG020866-16 REVISED	93.866	Aging Research	285,137	
Direct	2R01AG031743-11/-11 REVISED	93.866	Aging Research	10,040	
Direct	2R01AR064195-06A1	93.846	Arthritis, Musculoskeletal and Skin Diseases Research	266,470	
Direct	2R01DC012262-06A1	93.173	Research Related to Deafness and Communication Disorders	12,615	
Direct	2R01GM105707-07	93.859	Biomedical Research and Research Training	212,234	
Direct	2R01HD043392-17	93.865	Child Health and Human Development Extramural Research	735,377	
Direct	2R01HD057929-12	93.865	Child Health and Human Development Extramural Research	477,720	
Direct	2R01HL056067-23	93.839	Blood Diseases and Resources Research	175,255	
Direct	2R01HL116476-05A1	93.837	Cardiovascular Diseases Research	183,088	
Direct	2R01-MH066703-17	93.242	Mental Health Research Grants	75,398	
Direct	2R01NS037019-19	93.853	Extramural Research Programs in the Neurosciences and Neurological Disorders	58,458	
Direct	2R15HD068176-02	93.865	Child Health and Human Development Extramural Research	172,983	
Direct	2R15HL109843-03	93.838	Lung Diseases Research	10,976	11,276
Direct	2R21HD088757-02	93.865	Child Health and Human Development Extramural Research	39,988	
Direct	2R37NS077657-06A1	93.853	Extramural Research Programs in the Neurosciences and Neurological Disorders	301,584	
Direct	3P01AG043376-06S1	93.866	Aging Research	15,782	
Direct	3R00DA041462-03S1	93.279	Drug Abuse and Addiction Research Programs	217,302	
Direct	3R01EY015313-14S1	93.867	Vision Research	637,012	177,471
Direct	3R01GM044757-24A1S1	93.859	Biomedical Research and Research Training	35,563	
Direct	3R01HL126171-05S2	93.837	Cardiovascular Diseases Research	860,671	21,589
Direct	3R01NS018338-31S1	93.853	Extramural Research Programs in the Neurosciences and Neurological Disorders	319,984	
Direct	3R21CA184685-02S1 Revised	93.396	Cancer Biology Research	29,115	
Direct	3R24MH106049-03S1 Revised	93.242	Mental Health Research Grants	(18,400)	11,905
Direct	3R33CA217780-02S1	93.396	Cancer Biology Research	403,485	
Direct	3R35GM124676-02S1	93.859	Biomedical Research and Research Training	664,385	
Direct	3R35GM124896-02S1	93.859	Biomedical Research and Research Training	339,128	21,694
Direct	3T32NS105604-01S1	93.853	Extramural Research Programs in the Neurosciences and Neurological Disorders	395,876	
Direct	3U01DK057182-20S1	93.847	Diabetes, Digestive, and Kidney Diseases Extramural Research	278,597	
Direct	3U01DK066013-09S1 Rev	93.847	Diabetes, Digestive, and Kidney Diseases Extramural Research	(257)	(257)
Direct	3U19AI070119-10S1 REVISED	93.855	Allergy and Infectious Diseases Research	(47)	(47)
Direct	4R00AA025384-03	93.273	Alcohol Research Programs	227,071	
Direct	4R00DA039253-03	93.279	Drug Abuse and Addiction Research Programs	262,789	
Direct	4R00DA042895-02	93.279	Drug Abuse and Addiction Research Programs	182,964	
Direct	4R00HL138163-02	93.837	Cardiovascular Diseases Research	52,153	
Direct	4R01AG039396	93.866	Aging Research	12,158	
Direct	4R01AG041831-05	93.866	Aging Research	(3,748)	
Direct	4R01AR063070-05	93.846	Arthritis, Musculoskeletal and Skin Diseases Research	379	
Direct	4R01CA072669-20 REVISED	93.396	Cancer Biology Research	2,990	
Direct	4R01CA092025-15	93.393	Cancer Cause and Prevention Research	(499)	

(Continued)

UNIVERSITY OF MINNESOTA

SCHEDULE OF EXPENDITURES OF FEDERAL AWARDS
FOR THE YEAR ENDED JUNE 30, 2019

Cluster, Agency, Subagency, Direct/ Pass-through, Pass-through Entity	Award #	CFDA#	CFDA Program Title	Federal Expenditures	Subrecipient Expenditures
Direct	4R01CA155268-05 Revised	93.394	Cancer Detection and Diagnosis Research	$ 33,367	$ -
Direct	4R01DA008075-19 Revised	93.279	Drug Abuse and Addiction Research Programs	170,882	
Direct	4R01DA033958-04 REVISED	93.279	Drug Abuse and Addiction Research Programs	114,785	
Direct	4R01DK091250-05 Revision #2	93.847	Diabetes, Digestive, and Kidney Diseases Extramural Research	132,504	
Direct	4R01EB005813-11 REVISED	93.286	Discovery and Applied Research for Technological Innovations to Improve Human Health	69,003	11,917
Direct	4R01GM105876-04	93.859	Biomedical Research and Research Training	27,925	2,806
Direct	4R01HD052110-10 REVISED	93.865	Child Health and Human Development Extramural Research	8,805	
Direct	4R01HD073967-05	93.865	Child Health and Human Development Extramural Research	(4,074)	
Direct	4R33AT009110-03	93.213	Research and Training in Complementary and Integrative Health	35,452	
Direct	4R90DE023058-05	93.121	Oral Diseases and Disorders Research	1,216	
Direct	4T32MH015755-38	93.242	Mental Health Research Grants	(4)	
Direct	4U01AI102463-05	93.855	Allergy and Infectious Diseases Research	4,287	10,253
Direct	4U01DK066013-10 REVISED	93.847	Diabetes, Digestive, and Kidney Diseases Extramural Research	98,507	66,108
Direct	4U01HD068890-07 Revised	93.865	Child Health and Human Development Extramural Research	11,153	10,955
Direct	4U19CA157345-05	93.077	Family Smoking Prevention and Tobacco Control Act Regulatory Research	342,275	229,798
Direct	4UH3AT009651-02	93.213	Research and Training in Complementary and Integrative Health	130,769	
Direct	5 F30 CA210345-04	93.398	Cancer Research Manpower	42,797	
Direct	5 R01 EB022558-04	93.286	Discovery and Applied Research for Technological Innovations to Improve Human Health	449,851	
Direct	5 R01GM103833-05 NCE	93.859	Biomedical Research and Research Training	44,835	
Direct	5DP5OD009162-07 Revised	93.310	Trans-NIH Research Support	120,193	
Direct	5F30 OD023369-03	93.351	Research Infrastructure Programs	46,533	
Direct	5F30AG057108-03	93.866	Aging Research	28,439	
Direct	5F30AI131483-03	93.855	Allergy and Infectious Diseases Research	38,286	
Direct	5F30AR066454-04	93.846	Arthritis, Musculoskeletal and Skin Diseases Research	61,645	
Direct	5F30AT009162-04	93.213	Research and Training in Complementary and Integrative Health	42,767	
Direct	5F30CA195973-02	93.398	Cancer Research Manpower	48,237	
Direct	5F30CA200432-04	93.398	Cancer Research Manpower	18,516	
Direct	5F30CA223591-02	93.398	Cancer Research Manpower	48,766	
Direct	5F30CA232399-02	93.398	Cancer Research Manpower	46,821	
Direct	5F30DA042510-03	93.279	Drug Abuse and Addiction Research Programs	32,248	
Direct	5F30DA043326-03	93.279	Drug Abuse and Addiction Research Programs	47,832	
Direct	5F30DE022286-07	93.121	Oral Diseases and Disorders Research	(6,844)	
Direct	5F30DK107017-03 REVISED	93.847	Diabetes, Digestive, and Kidney Diseases Extramural Research	(331)	
Direct	5F30HD093285-02	93.865	Child Health and Human Development Extramural Research	43,422	
Direct	5F30HL121873-04 Revised	93.837	Cardiovascular Diseases Research	(1,619)	
Direct	5F30MH108205-03 -03 REVISED	93.242	Mental Health Research Grants	46,130	
Direct	5F31AG052329-03	93.866	Aging Research	27,928	
Direct	5F31AG057104-03	93.866	Aging Research	31,382	
Direct	5F31AI133716-02 REVISED	93.855	Allergy and Infectious Diseases Research	20,288	
Direct	5F31AR073629-02	93.846	Arthritis, Musculoskeletal and Skin Diseases Research	32,309	
Direct	5F31CA203039-03 REVISED	93.398	Cancer Research Manpower	27,406	
Direct	5F31CA213982-02 REVISED	93.398	Cancer Research Manpower	22,654	
Direct	5F31CA220746-02	93.398	Cancer Research Manpower	30,773	
Direct	5F31DA041767-03 REVISED	93.279	Drug Abuse and Addiction Research Programs	28,296	
Direct	5F31DE026689-03	93.121	Oral Diseases and Disorders Research	39,070	
Direct	5F31DE027602-02/-02 REVISED	93.121	Oral Diseases and Disorders Research	30,103	
Direct	5F31DK113694-02	93.847	Diabetes, Digestive, and Kidney Diseases Extramural Research	29,432	
Direct	5F31DK116498-02	93.847	Diabetes, Digestive, and Kidney Diseases Extramural Research	31,367	
Direct	5F31GM128325-02	93.859	Biomedical Research and Research Training	28,980	
Direct	5F31HL139090-02	93.837	Cardiovascular Diseases Research	32,638	
Direct	5F31HL139093-02	93.837	Cardiovascular Diseases Research	32,031	
Direct	5F31HL142313-02	93.837	Cardiovascular Diseases Research	30,436	
Direct	5F31MH109238-03	93.242	Mental Health Research Grants	7,099	
Direct	5F31NR016614-03	93.361	Nursing Research	45,596	
Direct	5F31NS093751-03	93.853	Extramural Research Programs in the Neurosciences and Neurological Disorders	2,844	

(Continued)

UNIVERSITY OF MINNESOTA

SCHEDULE OF EXPENDITURES OF FEDERAL AWARDS
FOR THE YEAR ENDED JUNE 30, 2019

Cluster, Agency, Subagency, Direct/ Pass-through, Pass-through Entity	Award #	CFDA#	CFDA Program Title	Federal Expenditures	Subrecipient Expenditures
Direct	5F31NS095421-03	93.853	Extramural Research Programs in the Neurosciences and Neurological Disorders	$ 30,956	$ -
Direct	5F31NS103392-02	93.853	Extramural Research Programs in the Neurosciences and Neurological Disorders	31,345	
Direct	5F31NS108625-02	93.853	Extramural Research Programs in the Neurosciences and Neurological Disorders	30,298	
Direct	5F32AI120312-03	93.855	Allergy and Infectious Diseases Research	2,903	
Direct	5F32AI126722-03	93.855	Allergy and Infectious Diseases Research	61,082	
Direct	5F32CA210340-03	93.398	Cancer Research Manpower	62,853	
Direct	5F32DK108402-03	93.847	Diabetes, Digestive, and Kidney Diseases Extramural Research	36,081	
Direct	5F32HD085576-03 Revised	93.865	Child Health and Human Development Extramural Research	59,210	
Direct	5F32HL129554-02 Revised	93.837	Cardiovascular Diseases Research	6,983	
Direct	5F32HL141056-02	93.838	Lung Diseases Research	64,376	
Direct	5F32MH112334-03	93.242	Mental Health Research Grants	58,157	
Direct	5F32NS100438-02 REVISED	93.853	Extramural Research Programs in the Neurosciences and Neurological Disorders	9,634	
Direct	5K01AA024805-03	93.273	Alcohol Research Programs	141,077	
Direct	5K01AR070894-02	93.846	Arthritis, Musculoskeletal and Skin Diseases Research	125,653	
Direct	5K01AT008965-04	93.213	Research and Training in Complementary and Integrative Health	98,180	
Direct	5K01DA037280-05	93.279	Drug Abuse and Addiction Research Programs	104,188	
Direct	5K01HD078484-05	93.865	Child Health and Human Development Extramural Research	132,123	
Direct	5K01MH101653-06 rev	93.242	Mental Health Research Grants	68,403	
Direct	5K01OD017242-04	93.351	Research Infrastructure Programs	137,676	
Direct	5K01OD019912-04 Revised	93.351	Research Infrastructure Programs	142,722	
Direct	5K01OD021293-05	93.351	Research Infrastructure Programs	118,603	
Direct	5K01TW010268-04	93.989	International Research and Research Training	182,495	
Direct	5K08AI134262-02	93.855	Allergy and Infectious Diseases Research	186,151	
Direct	5K08DE027705-02	93.121	Oral Diseases and Disorders Research	75,790	
Direct	5K08GM113055-03	93.859	Biomedical Research and Research Training	149,570	
Direct	5K12GM119955-03	93.859	Biomedical Research and Research Training	434,049	26,335
Direct	5K12HD055887-12 Revised	93.865	Child Health and Human Development Extramural Research	447,785	
Direct	5K23AI138851-02	93.855	Allergy and Infectious Diseases Research	163,066	
Direct	5K23DC016335-03	93.173	Research Related to Deafness and Communication Disorders	177,047	
Direct	5K23DE023572-05	93.121	Oral Diseases and Disorders Research	7,033	
Direct	5K23HD090324-03	93.865	Child Health and Human Development Extramural Research	125,903	
Direct	5K23HL132011-04	93.837	Cardiovascular Diseases Research	154,970	
Direct	5K23MH112867-03	93.242	Mental Health Research Grants	179,122	
Direct	5K25AI118476-04	93.855	Allergy and Infectious Diseases Research	115,499	
Direct	5K99AT010012-02	93.213	Research and Training in Complementary and Integrative Health	93,081	
Direct	5K99DE027414-02	93.121	Oral Diseases and Disorders Research	86,569	
Direct	5K99HL141650-02	93.837	Cardiovascular Diseases Research	90,410	
Direct	5KL2TR002492-02	93.350	National Center for Advancing Translational Sciences	902,850	87,347
Direct	5P01AI035296-24 Revised	93.855	Allergy and Infectious Diseases Research	261,417	
Direct	5P01CA065493-24	93.395	Cancer Treatment Research	1,409,177	109,275
Direct	5P01CA111412-14	93.395	Cancer Treatment Research	1,943,727	540,689
Direct	5P01CA138338-08	93.393	Cancer Cause and Prevention Research	2,789,290	1,632,924
Direct	5P01CA217806-02	93.393	Cancer Cause and Prevention Research	2,000,983	1,008,155
Direct	5P2C HD041023-19	93.865	Child Health and Human Development Extramural Research	304,360	
Direct	5P30CA077598-20	93.397	Cancer Centers Support Grants	3,295,825	
Direct	5P30NS076408-07 Revised	93.853	Extramural Research Programs in the Neurosciences and Neurological Disorders	538,774	
Direct	5P40OD010440-08	93.351	Research Infrastructure Programs	775,888	
Direct	5P41EB015894-25	93.389	National Center for Research Resources	36	
Direct	5P50NS098573-03	93.853	Extramural Research Programs in the Neurosciences and Neurological Disorders	2,248,847	96,979
Direct	5R00CA187035-04	93.395	Cancer Treatment Research	8,103	
Direct	5R00DA037279-04 Revised	93.279	Drug Abuse and Addiction Research Programs	161,044	
Direct	5R00HL111410-05	93.837	Cardiovascular Diseases Research	287,370	
Direct	5R00HL12638-04	93.837	Cardiovascular Diseases Research	246,216	
Direct	5R00MH109627-03	93.242	Mental Health Research Grants	245,741	
Direct	5R01 DK091250-03	93.847	Diabetes, Digestive, and Kidney Diseases Extramural Research	122	

(Continued)

UNIVERSITY OF MINNESOTA

SCHEDULE OF EXPENDITURES OF FEDERAL AWARDS
FOR THE YEAR ENDED JUNE 30, 2019

Cluster, Agency, Subagency, Direct/ Pass-through, Pass-through Entity	Award #	CFDA#	CFDA Program Title	Federal Expenditures	Subrecipient Expenditures
Direct	5R01 HL051177-24	93.838	Lung Diseases Research	$ 203,220	$ 102,760
Direct	5R01AA015069-10 NCE	93.273	Alcohol Research Programs	379,789	
Direct	5R01AA020033-05 Revised	93.273	Alcohol Research Programs	5,955	
Direct	5R01AA024123-05/-05S1	93.273	Alcohol Research Programs	351,832	
Direct	5R01AA026598-02	93.273	Alcohol Research Programs	350,851	
Direct	5R01AA026610-02	93.273	Alcohol Research Programs	436,024	21,991
Direct	5R01AG031743-10 Revised	93.866	Aging Research	266,779	47,071
Direct	5R01AG039453-05	93.866	Aging Research	19,241	
Direct	5R01AG041831-07	93.866	Aging Research	418,547	61,005
Direct	5R01AG043392-05 REVISED	93.866	Aging Research	467,330	49,346
Direct	5R01AG044342-05	93.866	Aging Research	9,937	
Direct	5R01AG048931-03	93.866	Aging Research	587,417	85,068
Direct	5R01AG050300-04	93.866	Aging Research	540,538	268,863
Direct	5R01AG053217-04	93.866	Aging Research	663,236	
Direct	5R01AG055452-03	93.866	Aging Research	367,024	
Direct	5R01AG055469-03	93.866	Aging Research	537,285	275,552
Direct	5R01AG055591-03	93.866	Aging Research	479,140	
Direct	5R01AG058687-02	93.866	Aging Research	217,123	79,347
Direct	5R01AG059654-02	93.866	Aging Research	181,896	31,211
Direct	5R01AI027998-30	93.855	Allergy and Infectious Diseases Research	501,192	
Direct	5R01AI038903-24	93.855	Allergy and Infectious Diseases Research	320,533	
Direct	5R01AI039614-23	93.855	Allergy and Infectious Diseases Research	497,815	
Direct	5R01AI042792-19	93.855	Allergy and Infectious Diseases Research	482,034	283,937
Direct	5R01AI049424-12	93.855	Allergy and Infectious Diseases Research	567,692	195,710
Direct	5R01AI084913-10	93.855	Allergy and Infectious Diseases Research	606,195	
Direct	5R01AI089728-09	93.855	Allergy and Infectious Diseases Research	439,518	86,834
Direct	5R01AI093319-04Rev	93.855	Allergy and Infectious Diseases Research	(4,898)	
Direct	5R01AI103760-07	93.855	Allergy and Infectious Diseases Research	496,654	
Direct	5R01AI106791-05	93.855	Allergy and Infectious Diseases Research	244,010	
Direct	5R01AI111671-05	93.855	Allergy and Infectious Diseases Research	445,647	
Direct	5R01AI116678-05	93.855	Allergy and Infectious Diseases Research	621,355	
Direct	5R01AI118511-04	93.855	Allergy and Infectious Diseases Research	605,567	367,950
Direct	5R01AI122742-04	93.855	Allergy and Infectious Diseases Research	385,601	66,393
Direct	5R01AI123146-04	93.855	Allergy and Infectious Diseases Research	546,616	
Direct	5R01AI124512-04	93.855	Allergy and Infectious Diseases Research	455,832	16,473
Direct	5R01AI125127-04	93.855	Allergy and Infectious Diseases Research	698,747	111,447
Direct	5R01AI132496-02	93.855	Allergy and Infectious Diseases Research	474,595	102,585
Direct	5R01AI132563-03	93.855	Allergy and Infectious Diseases Research	567,756	359,370
Direct	5R01AI132962-03	93.855	Allergy and Infectious Diseases Research	688,322	
Direct	5R01AI134406-02	93.855	Allergy and Infectious Diseases Research	387,230	58,314
Direct	5R01AI134636-02	93.855	Allergy and Infectious Diseases Research	322,901	
Direct	5R01AI136445-02	93.855	Allergy and Infectious Diseases Research	748,546	189,447
Direct	5R01AI140631-02 Revised	93.855	Allergy and Infectious Diseases Research	475,357	
Direct	5R01AR032961-35/REVISED	93.846	Arthritis, Musculoskeletal and Skin Diseases Research	419,016	
Direct	5R01AR042423-25	93.846	Arthritis, Musculoskeletal and Skin Diseases Research	300,604	
Direct	5R01AR049899-16	93.846	Arthritis, Musculoskeletal and Skin Diseases Research	309,870	
Direct	5R01AR055299-10	93.846	Arthritis, Musculoskeletal and Skin Diseases Research	335,172	
Direct	5R01AR055685-10	93.846	Arthritis, Musculoskeletal and Skin Diseases Research	404,099	
Direct	5R01AR064195-05 REVISED	93.846	Arthritis, Musculoskeletal and Skin Diseases Research	8,022	
Direct	5R01AR070020-03	93.846	Arthritis, Musculoskeletal and Skin Diseases Research	454,771	4,859
Direct	5R01AR071349-02	93.846	Arthritis, Musculoskeletal and Skin Diseases Research	462,320	
Direct	5R01AR071439-03	93.846	Arthritis, Musculoskeletal and Skin Diseases Research	477,251	10,776
Direct	5R01AT008387-04	93.213	Research and Training in Complementary and Integrative Health	190,058	
Direct	5R01AT009263-02	93.213	Research and Training in Complementary and Integrative Health	(302)	
Direct	5R01AT009457-03	93.213	Research and Training in Complementary and Integrative Health	327,259	

(Continued)

UNIVERSITY OF MINNESOTA

SCHEDULE OF EXPENDITURES OF FEDERAL AWARDS
FOR THE YEAR ENDED JUNE 30, 2019

Cluster, Agency, Subagency, Direct/ Pass-through, Pass-through Entity	Award #	CFDA#	CFDA Program Title	Federal Expenditures	Subrecipient Expenditures
Direct	5R01CA081301-20	93.393	Cancer Cause and Prevention Research	$ 362,628	$ -
Direct	5R01CA095039-11	93.393	Cancer Cause and Prevention Research	443,290	
Direct	5R01CA100670-12	93.393	Cancer Cause and Prevention Research	353,832	34,292
Direct	5R01CA122320-11	93.393	Cancer Cause and Prevention Research	381,498	
Direct	5R01CA142714-07	93.393	Cancer Cause and Prevention Research	349,700	25,579
Direct	5R01CA160069-09	93.396	Cancer Biology Research	353,403	
Direct	5R01CA166011-05 REVISED	93.393	Cancer Cause and Prevention Research	100,625	
Direct	5R01CA166615-05	93.393	Cancer Cause and Prevention Research	9,527	
Direct	5R01CA168448-05 REVISED	93.395	Cancer Treatment Research	28,138	
Direct	5R01CA172986-05	93.396	Cancer Biology Research	128,294	125,294
Direct	5R01CA174777-05	93.396	Cancer Biology Research	(1,990)	
Direct	5R01CA174777-07	93.396	Cancer Biology Research	464,135	
Direct	5R01CA174861-05 NCE	93.395	Cancer Treatment Research	199,637	
Direct	5R01CA179246-05 REVISED	93.077	Family Smoking Prevention and Tobacco Control Act Regulatory Research	116,354	
Direct	5R01CA180880-05	93.077	Family Smoking Prevention and Tobacco Control Act Regulatory Research	251,923	
Direct	5R01CA181024-05	93.395	Cancer Treatment Research	436,651	160,069
Direct	5R01CA181385-04S1	93.396	Cancer Biology Research	252,354	
Direct	5R01CA182543-06S1 & 06S2 Revised	93.394	Cancer Detection and Diagnosis Research	517,161	39,273
Direct	5R01CA183764-05	93.396	Cancer Biology Research	369,154	
Direct	5R01CA184987-05 REVISED	93.077	Family Smoking Prevention and Tobacco Control Act Regulatory Research	511,391	
Direct	5R01CA185062-04 Rev	93.395	Cancer Treatment Research	7,814	
Direct	5R01CA187027-05	93.393	Cancer Cause and Prevention Research	341,311	
Direct	5R01CA190492-05	93.393	Cancer Cause and Prevention Research	243,474	83,000
Direct	5R01CA192178-04	93.396	Cancer Biology Research	370,421	37,408
Direct	5R01CA193739-04	93.395	Cancer Treatment Research	408,587	
Direct	5R01CA196215-04	93.395	Cancer Treatment Research	419,352	
Direct	5R01CA196639-04	93.393	Cancer Cause and Prevention Research	274,586	
Direct	5R01CA196754-04	93.393	Cancer Cause and Prevention Research	486,175	213,428
Direct	5R01CA196873-04S1	93.393	Cancer Cause and Prevention Research	939,824	1,509
Direct	5R01CA200652-03	93.396	Cancer Biology Research	431,756	
Direct	5R01CA203348-03	93.395	Cancer Treatment Research	485,685	224,614
Direct	5R01CA203851-03	93.077	Family Smoking Prevention and Tobacco Control Act Regulatory Research	626,569	
Direct	5R01CA204856-02	93.395	Cancer Treatment Research	356,340	129,620
Direct	5R01CA214550-03	93.394	Cancer Detection and Diagnosis Research	426,975	161,940
Direct	5R01CA215052-03	93.396	Cancer Biology Research	422,499	
Direct	5R01CA218657-02 Revised	93.393	Cancer Cause and Prevention Research	816,107	23,759
Direct	5R01CA220367-03	93.394	Cancer Detection and Diagnosis Research	546,753	220,530
Direct	5R01CA220376-02	93.394	Cancer Detection and Diagnosis Research	340,036	
Direct	5R01CA222005-02	93.393	Cancer Cause and Prevention Research	436,900	
Direct	5R01CA225435-02	93.393	Cancer Cause and Prevention Research	210,752	19,619
Direct	5R01CA228478-02 & -02S1	93.393	Cancer Cause and Prevention Research	545,760	77,973
Direct	5R01DA001583-39 Revised	93.279	Drug Abuse and Addiction Research Programs	138,438	
Direct	5R01DA007304-27	93.279	Drug Abuse and Addiction Research Programs	275,409	
Direct	5R01DA027232-07	93.279	Drug Abuse and Addiction Research Programs	399,755	28,674
Direct	5R01DA034696-05	93.279	Drug Abuse and Addiction Research Programs	(57)	
Direct	5R01DA034696-07	93.279	Drug Abuse and Addiction Research Programs	410,665	
Direct	5R01DA035008-05 REVISED	93.279	Drug Abuse and Addiction Research Programs	8,436	
Direct	5R01DA035931-05	93.279	Drug Abuse and Addiction Research Programs	385,051	
Direct	5R01DA036216-05 Revised	93.279	Drug Abuse and Addiction Research Programs	167,019	
Direct	5R01DA037229-06	93.279	Drug Abuse and Addiction Research Programs	452,179	32,472
Direct	5R01DA037904-05	93.279	Drug Abuse and Addiction Research Programs	547,871	124,327
Direct	5R01DA038065-03 Revised	93.279	Drug Abuse and Addiction Research Programs	110,418	
Direct	5R01DA038106-06	93.279	Drug Abuse and Addiction Research Programs	267,052	
Direct	5R01DA038615-05	93.279	Drug Abuse and Addiction Research Programs	237,836	26,353
Direct	5R01DA038984-04	93.279	Drug Abuse and Addiction Research Programs	628,483	

(Continued)

UNIVERSITY OF MINNESOTA

SCHEDULE OF EXPENDITURES OF FEDERAL AWARDS
FOR THE YEAR ENDED JUNE 30, 2019

Cluster, Agency, Subagency, Direct/ Pass-through, Pass-through Entity	Award #	CFDA#	CFDA Program Title	Federal Expenditures	Subrecipient Expenditures
Direct	5R01DA039464-04	93.279	Drug Abuse and Addiction Research Programs	$ 432,041	$ -
Direct	5R01DA039912-04 & - 04S1	93.279	Drug Abuse and Addiction Research Programs	785,640	58,307
Direct	5R01DA039950-05	93.279	Drug Abuse and Addiction Research Programs	528,684	341,570
Direct	5R01DA041808-03	93.279	Drug Abuse and Addiction Research Programs	506,215	
Direct	5R01DA046320-02	93.077	Family Smoking Prevention and Tobacco Control Act Regulatory Research	249,529	44,757
Direct	5R01DC005216-19	93.173	Research Related to Deafness and Communication Disorders	436,821	
Direct	5R01DC012262-05	93.173	Research Related to Deafness and Communication Disorders	34,694	
Direct	5R01DC013267-05	93.173	Research Related to Deafness and Communication Disorders	145,301	
Direct	5R01DC015462-03	93.173	Research Related to Deafness and Communication Disorders	296,896	
Direct	5R01DC015987-03	93.173	Research Related to Deafness and Communication Disorders	413,566	
Direct	5R01DC016315-02	93.173	Research Related to Deafness and Communication Disorders	129,613	
Direct	5R01DE025618-04	93.121	Oral Diseases and Disorders Research	393,040	25,253
Direct	5R01DE026117-03	93.121	Oral Diseases and Disorders Research	378,586	
Direct	5R01DE027669-02	93.121	Oral Diseases and Disorders Research	470,243	
Direct	5R01DK053189-18	93.847	Diabetes, Digestive, and Kidney Diseases Extramural Research	387,878	
Direct	5R01DK054733-17	93.847	Diabetes, Digestive, and Kidney Diseases Extramural Research	439,077	
Direct	5R01DK054921-19 Revised	93.847	Diabetes, Digestive, and Kidney Diseases Extramural Research	236,369	12,358
Direct	5R01DK060521-15	93.847	Diabetes, Digestive, and Kidney Diseases Extramural Research	4,886	
Direct	5R01DK060521-17	93.847	Diabetes, Digestive, and Kidney Diseases Extramural Research	335,861	
Direct	5R01DK091538-11	93.847	Diabetes, Digestive, and Kidney Diseases Extramural Research	319,086	16,765
Direct	5R01DK098203-05	93.847	Diabetes, Digestive, and Kidney Diseases Extramural Research	171,847	12,815
Direct	5R01DK099137-05	93.847	Diabetes, Digestive, and Kidney Diseases Extramural Research	449,146	
Direct	5R01DK100281-04 Revised	93.847	Diabetes, Digestive, and Kidney Diseases Extramural Research	2,592	
Direct	5R01DK101402-04	93.847	Diabetes, Digestive, and Kidney Diseases Extramural Research	489,735	183,681
Direct	5R01DK102496-05	93.847	Diabetes, Digestive, and Kidney Diseases Extramural Research	223,216	
Direct	5R01DK102601-04 NCE	93.847	Diabetes, Digestive, and Kidney Diseases Extramural Research	479,665	
Direct	5R01DK102932-06	93.847	Diabetes, Digestive, and Kidney Diseases Extramural Research	852,002	644,146
Direct	5R01DK104348-04 Revised	93.847	Diabetes, Digestive, and Kidney Diseases Extramural Research	319,354	6,343
Direct	5R01DK105953-05	93.847	Diabetes, Digestive, and Kidney Diseases Extramural Research	653,625	
Direct	5R01DK106130-04	93.847	Diabetes, Digestive, and Kidney Diseases Extramural Research	544,164	310,647
Direct	5R01DK108790-03/Revised	93.847	Diabetes, Digestive, and Kidney Diseases Extramural Research	170,139	
Direct	5R01DK108893-04	93.847	Diabetes, Digestive, and Kidney Diseases Extramural Research	327,579	
Direct	5R01DK109124-04 Revised	93.847	Diabetes, Digestive, and Kidney Diseases Extramural Research	668,364	115,493
Direct	5R01DK109914-03	93.847	Diabetes, Digestive, and Kidney Diseases Extramural Research	619,602	
Direct	5R01DK113091-03	93.847	Diabetes, Digestive, and Kidney Diseases Extramural Research	481,863	
Direct	5R01DK113631-03	93.847	Diabetes, Digestive, and Kidney Diseases Extramural Research	781,189	
Direct	5R01DK114401-03	93.847	Diabetes, Digestive, and Kidney Diseases Extramural Research	337,541	
Direct	5R01DK115720-02	93.847	Diabetes, Digestive, and Kidney Diseases Extramural Research	469,629	
Direct	5R01DK117286-02	93.847	Diabetes, Digestive, and Kidney Diseases Extramural Research	546,303	168,574
Direct	5R01DK117425-02	93.847	Diabetes, Digestive, and Kidney Diseases Extramural Research	453,136	
Direct	5R01DK118664-02	93.847	Diabetes, Digestive, and Kidney Diseases Extramural Research	621,638	182,495
Direct	5R01EB019893-03	93.286	Discovery and Applied Research for Technological Innovations to Improve Human Health	424,426	
Direct	5R01EB023880-03	93.286	Discovery and Applied Research for Technological Innovations to Improve Human Health	358,746	
Direct	5R01ES019564-08	93.113	Environmental Health	379,008	80,133
Direct	5R01ES023350-05	93.113	Environmental Health	261,359	36,259
Direct	5R01EY002934-37	93.867	Vision Research	298,596	21,563
Direct	5R01EY017835-10	93.867	Vision Research	408,666	181,472
Direct	5R01EY025209-03	93.867	Vision Research	400,038	
Direct	5R01EY026012-04	93.867	Vision Research	396,214	33,745
Direct	5R01EY026514-03 REVISED	93.867	Vision Research	290,671	
Direct	5R01EY026882-03	93.867	Vision Research	323,741	
Direct	5R01EY028143-03	93.867	Vision Research	326,855	
Direct	5R01EY028554-02	93.867	Vision Research	499,345	
Direct	5R01GM029123-35	93.859	Biomedical Research and Research Training	393,946	67,660
Direct	5R01GM038767-31 REVISED	93.859	Biomedical Research and Research Training	277,997	

(Continued)

UNIVERSITY OF MINNESOTA

SCHEDULE OF EXPENDITURES OF FEDERAL AWARDS
FOR THE YEAR ENDED JUNE 30, 2019

Cluster, Agency, Subagency, Direct/ Pass-through, Pass-through Entity	Award #	CFDA#	CFDA Program Title	Federal Expenditures	Subrecipient Expenditures
Direct	5R01GM049850-20	93.859	Biomedical Research and Research Training	$ 24,006	$ -
Direct	5R01GM055667-22	93.859	Biomedical Research and Research Training	437,243	
Direct	5R01GM057173-17	93.859	Biomedical Research and Research Training	541,191	
Direct	5R01GM059152-20	93.859	Biomedical Research and Research Training	459,241	
Direct	5R01GM059604-16	93.859	Biomedical Research and Research Training	226,863	102,383
Direct	5R01GM064589-18	93.859	Biomedical Research and Research Training	409,832	
Direct	5R01GM064742-17	93.859	Biomedical Research and Research Training	517,821	
Direct	5R01GM067203-12	93.859	Biomedical Research and Research Training	258,202	38,301
Direct	5R01GM074917-13	93.859	Biomedical Research and Research Training	237,378	13,246
Direct	5R01GM084152-07	93.859	Biomedical Research and Research Training	334,476	
Direct	5R01GM088351-08 REVISED	93.859	Biomedical Research and Research Training	139,941	
Direct	5R01GM097057-08 REVISED	93.859	Biomedical Research and Research Training	221,353	
Direct	5R01GM098550-07	93.859	Biomedical Research and Research Training	344,836	
Direct	5R01GM100310-08	93.859	Biomedical Research and Research Training	611,709	135,975
Direct	5R01GM105646-05	93.859	Biomedical Research and Research Training	120,029	
Direct	5R01GM105707-06	93.859	Biomedical Research and Research Training	21,345	
Direct	5R01GM107175-04revised	93.859	Biomedical Research and Research Training	6,045	
Direct	5R01GM108703-04 NCE	93.859	Biomedical Research and Research Training	41,945	
Direct	5R01GM110129-05	93.859	Biomedical Research and Research Training	503,837	48,372
Direct	5R01GM111358-04 Rev	93.859	Biomedical Research and Research Training	20,202	21,461
Direct	5R01GM113250-14	93.859	Biomedical Research and Research Training	37,682	
Direct	5R01GM113952-04	93.859	Biomedical Research and Research Training	391,262	
Direct	5R01GM113985-05 REVISED	93.859	Biomedical Research and Research Training	441,875	
Direct	5R01GM115099-14 REVISED	93.859	Biomedical Research and Research Training	228,303	
Direct	5R01GM115462-04	93.859	Biomedical Research and Research Training	354,231	23,451
Direct	5R01GM118000-04	93.859	Biomedical Research and Research Training	574,965	
Direct	5R01GM120079-03	93.859	Biomedical Research and Research Training	367,151	87,269
Direct	5R01GM120142-02 Revised	93.859	Biomedical Research and Research Training	(801)	
Direct	5R01GM121498-02	93.859	Biomedical Research and Research Training	358,687	
Direct	5R01GM121515-02	93.859	Biomedical Research and Research Training	316,583	
Direct	5R01GM121777-02	93.859	Biomedical Research and Research Training	330,911	
Direct	5R01GM122787-03	93.859	Biomedical Research and Research Training	233,249	
Direct	5R01GM122917-02 -02S1	93.859	Biomedical Research and Research Training	347,421	
Direct	5R01GM122979-02	93.859	Biomedical Research and Research Training	328,809	182,922
Direct	5R01GM123642-03	93.859	Biomedical Research and Research Training	240,141	74,815
Direct	5R01GM124279-02	93.859	Biomedical Research and Research Training	744,632	
Direct	5R01GM127872-02	93.859	Biomedical Research and Research Training	222,214	113,808
Direct	5R01HD034294-24	93.865	Child Health and Human Development Extramural Research	608,398	25,977
Direct	5R01HD044154-15	93.865	Child Health and Human Development Extramural Research	473,285	
Direct	5R01HD044763-12 revised	93.865	Child Health and Human Development Extramural Research	303,739	59,718
Direct	5R01HD046697-15	93.865	Child Health and Human Development Extramural Research	598,818	
Direct	5R01HD047283-13	93.865	Child Health and Human Development Extramural Research	582,447	
Direct	5R01HD057929-10 REVISED	93.865	Child Health and Human Development Extramural Research	114,000	
Direct	5R01HD067258-09	93.865	Child Health and Human Development Extramural Research	553,456	
Direct	5R01HD069471-08	93.865	Child Health and Human Development Extramural Research	533,730	
Direct	5R01HD073126-05	93.865	Child Health and Human Development Extramural Research	340,722	144,131
Direct	5R01HD075349-05	93.865	Child Health and Human Development Extramural Research	284,760	
Direct	5R01HD078322-05	93.865	Child Health and Human Development Extramural Research	321,615	
Direct	5R01HD078470-04 Revised	93.865	Child Health and Human Development Extramural Research	127,701	53,706
Direct	5R01HD079918-05	93.865	Child Health and Human Development Extramural Research	251,278	46,923
Direct	5R01HD080444-05	93.865	Child Health and Human Development Extramural Research	392,924	198,335
Direct	5R01HD082120-05	93.865	Child Health and Human Development Extramural Research	536,554	43,658
Direct	5R01HD083829-05	93.865	Child Health and Human Development Extramural Research	715,839	
Direct	5R01HD084440-04	93.865	Child Health and Human Development Extramural Research	323,765	
Direct	5R01HD084459-04	93.865	Child Health and Human Development Extramural Research	342,807	

(Continued)

UNIVERSITY OF MINNESOTA

SCHEDULE OF EXPENDITURES OF FEDERAL AWARDS
FOR THE YEAR ENDED JUNE 30, 2019

Cluster, Agency, Subagency, Direct/ Pass-through, Pass-through Entity	Award #	CFDA#	CFDA Program Title	Federal Expenditures	Subrecipient Expenditures
Direct	5R01HD088176-04	93.865	Child Health and Human Development Extramural Research	$ 349,662	$ 33,870
Direct	5R01HD089989-03	93.865	Child Health and Human Development Extramural Research	729,260	416,268
Direct	5R01HD090053-02	93.865	Child Health and Human Development Extramural Research	195,304	2,373
Direct	5R01HD090059-03	93.865	Child Health and Human Development Extramural Research	707,459	207,447
Direct	5R01HD091685-02	93.865	Child Health and Human Development Extramural Research	316,939	29,860
Direct	5R01HD092391-02	93.865	Child Health and Human Development Extramural Research	419,917	122,539
Direct	5R01HD092451-02 REVISED	93.865	Child Health and Human Development Extramural Research	74,085	
Direct	5R01HD092655-02	93.865	Child Health and Human Development Extramural Research	383,429	89,450
Direct	5R01HD094809-02	93.865	Child Health and Human Development Extramural Research	243,035	
Direct	5R01HD095858-02	93.865	Child Health and Human Development Extramural Research	252,565	
Direct	5R01HG005084-06	93.172	Human Genome Research	16,094	
Direct	5R01HG00865-03	93.172	Human Genome Research	571,651	145,568
Direct	5R01HL056067-22 REVISED	93.839	Blood Diseases and Resources Research	194,665	
Direct	5R01HL059367-18	93.837	Cardiovascular Diseases Research	434,367	136,597
Direct	5R01HL096453-08	93.837	Cardiovascular Diseases Research	315,659	
Direct	5R01HL104025-09	93.837	Cardiovascular Diseases Research	470,740	
Direct	5R01HL105397-08 REVISED	93.837	Cardiovascular Diseases Research	336,127	
Direct	5R01HL105550-08	93.837	Cardiovascular Diseases Research	380,332	238,465
Direct	5R01HL107572-05 REVISED	93.838	Lung Diseases Research	483	
Direct	5R01HL107572-07	93.838	Lung Diseases Research	564,589	
Direct	5R01HL114567-07	93.839	Blood Diseases and Resources Research	443,277	14,304
Direct	5R01HL114832-05	93.837	Cardiovascular Diseases Research	22,818	
Direct	5R01HL116476-04	93.837	Cardiovascular Diseases Research	70,032	34,317
Direct	5R01HL116720-06	93.837	Cardiovascular Diseases Research	457,396	230,569
Direct	5R01HL118979-04 REVISED	93.839	Blood Diseases and Resources Research	(1,654)	
Direct	5R01HL118979-06	93.839	Blood Diseases and Resources Research	603,022	57,261
Direct	5R01HL121093-05	93.837	Cardiovascular Diseases Research	248,172	
Direct	5R01HL122216-04	93.839	Blood Diseases and Resources Research	231,293	2,997
Direct	5R01HL122323-04 REVISED	93.837	Cardiovascular Diseases Research	309,665	
Direct	5R01HL123227-05	93.837	Cardiovascular Diseases Research	282,490	212,000
Direct	5R01HL123699-04	93.837	Cardiovascular Diseases Research	672,617	212,075
Direct	5R01HL125227-04	93.838	Lung Diseases Research	357,994	
Direct	5R01HL125236-04 REVISED	93.838	Lung Diseases Research	274,304	
Direct	5R01HL126041-05 REVISED	93.837	Cardiovascular Diseases Research	514,398	
Direct	5R01HL126637-04	93.837	Cardiovascular Diseases Research	338,908	197,747
Direct	5R01HL128580-04	93.839	Blood Diseases and Resources Research	365,367	
Direct	5R01HL129814-04	93.837	Cardiovascular Diseases Research	929,028	538,762
Direct	5R01HL130072--04	93.837	Cardiovascular Diseases Research	299,728	
Direct	5R01HL130099-04	93.837	Cardiovascular Diseases Research	503,809	144,833
Direct	5R01HL131049-05	93.837	Cardiovascular Diseases Research	491,380	394,966
Direct	5R01HL131579-03	93.839	Blood Diseases and Resources Research	410,512	141,566
Direct	5R01HL132874-03	93.837	Cardiovascular Diseases Research	354,758	
Direct	5R01HL133823-05	93.839	Blood Diseases and Resources Research	104,438	
Direct	5R01HL134791-03	93.837	Cardiovascular Diseases Research	489,664	
Direct	5R01HL135046-02	93.837	Cardiovascular Diseases Research	667,321	71,616
Direct	5R01HL135895-19	93.839	Blood Diseases and Resources Research	466,838	
Direct	5R01HL136640-03	93.837	Cardiovascular Diseases Research	813,761	
Direct	5R01HL136679-03	93.837	Cardiovascular Diseases Research	775,571	327,890
Direct	5R01HL136757-03	93.837	Cardiovascular Diseases Research	149,775	
Direct	5R01HL136919-03S1	93.838	Lung Diseases Research	385,294	
Direct	5R01HL137204-02S1	93.837	Cardiovascular Diseases Research	378,378	
Direct	5R01HL138332-02	93.837	Cardiovascular Diseases Research	372,596	23,724
Direct	5R01HL138490-03	93.837	Cardiovascular Diseases Research	456,330	
Direct	5R01HL138539-02	93.837	Cardiovascular Diseases Research	1,041,635	544,067
Direct	5R01HL138543-02	93.839	Blood Diseases and Resources Research	130,314	

(Continued)

UNIVERSITY OF MINNESOTA

SCHEDULE OF EXPENDITURES OF FEDERAL AWARDS
FOR THE YEAR ENDED JUNE 30, 2019

Cluster, Agency, Subagency, Direct/ Pass-through, Pass-through Entity	Award #	CFDA#	CFDA Program Title	Federal Expenditures	Subrecipient Expenditures
Direct	5R01HL140971-02	93.839	Blood Diseases and Resources Research	$ 315,799	$ 1,856
Direct	5R01HL141288-02	93.837	Cardiovascular Diseases Research	638,360	410,838
Direct	5R01HL144130-02	93.837	Cardiovascular Diseases Research	218,316	
Direct	5R01LM011972-04	93.879	Medical Library Assistance	380,795	146,273
Direct	5R01MD010586-04	93.307	Minority Health and Health Disparities Research	610,634	143,863
Direct	5R01MD010729-03	93.307	Minority Health and Health Disparities Research	578,825	27,139
Direct	5R01MH066703-17	93.242	Mental Health Research Grants	171,511	
Direct	5R01MH080318-08	93.242	Mental Health Research Grants	502,713	
Direct	5R01MH104324-05	93.242	Mental Health Research Grants	395,177	35,627
Direct	5R01MH105290-05	93.242	Mental Health Research Grants	582,754	341,595
Direct	5R01MH107382-04	93.242	Mental Health Research Grants	500,016	
Direct	5R01MH107394-04/-04S1	93.242	Mental Health Research Grants	606,462	
Direct	5R01MH107491-05	93.242	Mental Health Research Grants	303,000	48,751
Direct	5R01MH111413-04	93.242	Mental Health Research Grants	862,278	
Direct	5R01MH111447-04	93.242	Mental Health Research Grants	1,383,185	151,482
Direct	5R01MH112583-02	93.242	Mental Health Research Grants	373,465	54,978
Direct	5R01MH112688-03	93.242	Mental Health Research Grants	574,128	
Direct	5R01MH113748-03	93.242	Mental Health Research Grants	543,966	31,447
Direct	5R01MH116156-02	93.242	Mental Health Research Grants	278,430	58,470
Direct	5R01MH116961-02	93.242	Mental Health Research Grants	249,787	59,245
Direct	5R01NR016705-03	93.361	Nursing Research	577,627	
Direct	5R01NS022920-31	93.853	Extramural Research Programs in the Neurosciences and Neurological Disorders	417,579	
Direct	5R01NS035192-18	93.853	Extramural Research Programs in the Neurosciences and Neurological Disorders	567,224	
Direct	5R01NS037019-18	93.853	Extramural Research Programs in the Neurosciences and Neurological Disorders	239,521	
Direct	5R01NS038836-21	93.853	Extramural Research Programs in the Neurosciences and Neurological Disorders	493,459	
Direct	5R01NS045667-17	93.853	Extramural Research Programs in the Neurosciences and Neurological Disorders	409,634	
Direct	5R01NS045873-11	93.853	Extramural Research Programs in the Neurosciences and Neurological Disorders	405,131	49,875
Direct	5R01NS058945-10	93.853	Extramural Research Programs in the Neurosciences and Neurological Disorders	633,702	
Direct	5R01NS080816-05	93.853	Extramural Research Programs in the Neurosciences and Neurological Disorders	744,578	527,986
Direct	5R01NS084998-05	93.853	Extramural Research Programs in the Neurosciences and Neurological Disorders	165,597	7,271
Direct	5R01NS085188-05 NCE	93.853	Extramural Research Programs in the Neurosciences and Neurological Disorders	466,858	55,559
Direct	5R01NS086074-05 Revised	93.853	Extramural Research Programs in the Neurosciences and Neurological Disorders	200,194	
Direct	5R01NS086219-05	93.853	Extramural Research Programs in the Neurosciences and Neurological Disorders	364,698	176,162
Direct	5R01NS086312-05 REVISED	93.853	Extramural Research Programs in the Neurosciences and Neurological Disorders	276,515	178,446
Direct	5R01NS088518-05	93.853	Extramural Research Programs in the Neurosciences and Neurological Disorders	345,868	65,715
Direct	5R01NS088679-04	93.853	Extramural Research Programs in the Neurosciences and Neurological Disorders	288,447	69,920
Direct	5R01NS089647-03	93.853	Extramural Research Programs in the Neurosciences and Neurological Disorders	17,703	
Direct	5R01NS092093-04	93.853	Extramural Research Programs in the Neurosciences and Neurological Disorders	385,040	
Direct	5R01NS094151-04	93.853	Extramural Research Programs in the Neurosciences and Neurological Disorders	373,866	
Direct	5R01NS094176-03/03S1	93.853	Extramural Research Programs in the Neurosciences and Neurological Disorders	435,604	
Direct	5R01NS094206-04	93.853	Extramural Research Programs in the Neurosciences and Neurological Disorders	566,692	
Direct	5R01NS097312-03	93.853	Extramural Research Programs in the Neurosciences and Neurological Disorders	414,973	
Direct	5R01NS098781-03	93.859	Biomedical Research and Research Training	584,921	
Direct	5R01NS099178-03	93.853	Extramural Research Programs in the Neurosciences and Neurological Disorders	410,713	
Direct	5R01NS099653-03	93.853	Extramural Research Programs in the Neurosciences and Neurological Disorders	297,345	81,553
Direct	5R01NS104071-02	93.853	Extramural Research Programs in the Neurosciences and Neurological Disorders	455,317	
Direct	5R01NS105689-02	93.853	Extramural Research Programs in the Neurosciences and Neurological Disorders	373,110	
Direct	5R01NS107387-02	93.853	Extramural Research Programs in the Neurosciences and Neurological Disorders	315,570	
Direct	5R01NS108686-02	93.853	Extramural Research Programs in the Neurosciences and Neurological Disorders	649,229	
Direct	5R01TW010651-03	93.989	International Research and Research Training	378,886	183,170
Direct	5R03AG054664-02	93.866	Aging Research	129,338	
Direct	5R03CA191713-02	93.393	Cancer Cause and Prevention Research	1,895	
Direct	5R03CA218733-02	93.393	Cancer Cause and Prevention Research	162,590	59,107
Direct	5R03CA219129-02	93.396	Cancer Biology Research	92,165	
Direct	5R03CA223537-02	93.393	Cancer Cause and Prevention Research	84,785	

(Continued)

UNIVERSITY OF MINNESOTA

SCHEDULE OF EXPENDITURES OF FEDERAL AWARDS
FOR THE YEAR ENDED JUNE 30, 2019

Cluster, Agency, Subagency, Direct/ Pass-through, Pass-through Entity	Award #	CFDA#	CFDA Program Title	Federal Expenditures	Subrecipient Expenditures
Direct	5R03CA227215-02	93.395	Cancer Treatment Research	$ 93,971	$ -
Direct	5R03DA041870-02 REVISED	93.077	Family Smoking Prevention and Tobacco Control Act Regulatory Research	47,065	9,719
Direct	5R03DA045150-02	93.279	Drug Abuse and Addiction Research Programs	115,847	
Direct	5R03DE024750-02	93.121	Oral Diseases and Disorders Research	(278)	
Direct	5R03DE025882-02	93.121	Oral Diseases and Disorders Research	96,738	
Direct	5R03DK114465-02	93.847	Diabetes, Digestive, and Kidney Diseases Extramural Research	198,873	
Direct	5R03HD082679-02	93.865	Child Health and Human Development Extramural Research	351	
Direct	5R03HD084897-02 Revised	93.865	Child Health and Human Development Extramural Research	1,901	
Direct	5R03HD093961-02	93.865	Child Health and Human Development Extramural Research	52,676	
Direct	5R03MH112895-02	93.242	Mental Health Research Grants	83,163	
Direct	5R03MH115300-02	93.242	Mental Health Research Grants	71,546	
Direct	5R03NS098015-02	93.853	Extramural Research Programs in the Neurosciences and Neurological Disorders	1,186	
Direct	5R18DK110732-04	93.847	Diabetes, Digestive, and Kidney Diseases Extramural Research	613,445	74,556
Direct	5R21 CA208529-0	93.393	Cancer Cause and Prevention Research	72,299	
Direct	5R21AA024530-02 REVISED	93.273	Alcohol Research Programs	24,204	18,974
Direct	5R21AA025370-02	93.273	Alcohol Research Programs	151,352	
Direct	5R21AG045606-02	93.866	Aging Research	(7)	
Direct	5R21AG055037-02	93.866	Aging Research	153,508	
Direct	5R21AG056025-02	93.866	Aging Research	113,686	
Direct	5R21AG057038-02 Revised	93.866	Aging Research	90,676	
Direct	5R21AG059068-02	93.866	Aging Research	107,106	13,195
Direct	5R21AG059410-02	93.866	Aging Research	138,917	
Direct	5R21AI119896-02	93.855	Allergy and Infectious Diseases Research	815	
Direct	5R21AI120601-02	93.855	Allergy and Infectious Diseases Research	6,491	
Direct	5R21AI121587-02	93.855	Allergy and Infectious Diseases Research	43,166	5,400
Direct	5R21AI122352-02	93.855	Allergy and Infectious Diseases Research	(61)	
Direct	5R21AI127961-02	93.855	Allergy and Infectious Diseases Research	144,839	
Direct	5R21AI128087-02	93.855	Allergy and Infectious Diseases Research	63,756	
Direct	5R21AI128133-02	93.855	Allergy and Infectious Diseases Research	131,124	
Direct	5R21AI135475-02	93.855	Allergy and Infectious Diseases Research	252,623	
Direct	5R21AI137487-02	93.855	Allergy and Infectious Diseases Research	172,777	
Direct	5R21AI138061-02	93.855	Allergy and Infectious Diseases Research	250,803	90,938
Direct	5R21AI138793-02	93.855	Allergy and Infectious Diseases Research	184,429	
Direct	5R21AI140109-02	93.855	Allergy and Infectious Diseases Research	213,251	
Direct	5R21AR066158-02	93.846	Arthritis, Musculoskeletal and Skin Diseases Research	103	
Direct	5R21AT009110-02 REVISED	93.213	Research and Training in Complementary and Integrative Health	218,772	46,717
Direct	5R21AT009475-02	93.213	Research and Training in Complementary and Integrative Health	249,708	
Direct	5R21CA187290-02	93.395	Cancer Treatment Research	172	
Direct	5R21CA194871-02 Revised	93.393	Cancer Cause and Prevention Research	(48)	
Direct	5R21CA196954-02	93.393	Cancer Cause and Prevention Research	176	
Direct	5R21CA201735-02	93.396	Cancer Biology Research	26,766	
Direct	5R21CA201834-02 Rev	93.394	Cancer Detection and Diagnosis Research	2,446	
Direct	5R21CA205455-03 REVISED	93.396	Cancer Biology Research	2,737	16,453
Direct	5R21CA206309-02 Revised	93.393	Cancer Cause and Prevention Research	1,572	
Direct	5R21CA215883-02	93.396	Cancer Biology Research	145,542	
Direct	5R21CA217695-02	93.394	Cancer Detection and Diagnosis Research	249,216	
Direct	5R21CA229297-02	93.393	Cancer Cause and Prevention Research	83,550	
Direct	5R21DA044809-02	93.279	Drug Abuse and Addiction Research Programs	115,405	
Direct	5R21DA046084-02	93.279	Drug Abuse and Addiction Research Programs	99,145	6,453
Direct	5R21DA046188-02	93.279	Drug Abuse and Addiction Research Programs	60,925	20,385
Direct	5R21DE025711-02	93.121	Oral Diseases and Disorders Research	(92)	
Direct	5R21DE026209-02	93.121	Oral Diseases and Disorders Research	55,283	
Direct	5R21DK112144-02	93.847	Diabetes, Digestive, and Kidney Diseases Extramural Research	149,389	
Direct	5R21EB019390-02 REVISED	93.286	Discovery and Applied Research for Technological Innovations to Improve Human Health	61,534	
Direct	5R21EB022258-02	93.286	Discovery and Applied Research for Technological Innovations to Improve Human Health	96,807	

(Continued)

UNIVERSITY OF MINNESOTA

SCHEDULE OF EXPENDITURES OF FEDERAL AWARDS
FOR THE YEAR ENDED JUNE 30, 2019

Cluster, Agency, Subagency, Direct/ Pass-through, Pass-through Entity	Award #	CFDA#	CFDA Program Title	Federal Expenditures	Subrecipient Expenditures
Direct	5R21ES027062-02	93.113	Environmental Health	$ 186,011	$ -
Direct	5R21EY025731-02 Revised	93.867	Vision Research	28,368	
Direct	5R21HD083648-02 Revised	93.865	Child Health and Human Development Extramural Research	53,696	
Direct	5R21HD087496-02 REVISED	93.865	Child Health and Human Development Extramural Research	71,785	
Direct	5R21HG009208-02	93.172	Human Genome Research	143,355	16,775
Direct	5R21HL128790-02	93.837	Cardiovascular Diseases Research	71,119	
Direct	5R21HL135300-02 Revised	93.837	Cardiovascular Diseases Research	127,064	36,278
Direct	5R21LM012744-02	93.879	Medical Library Assistance	229,577	40,293
Direct	5R21MH110208-02	93.242	Mental Health Research Grants	152,783	22,505
Direct	5R21MH112918-02	93.242	Mental Health Research Grants	179,281	
Direct	5R21NS095109-02 NCE	93.853	Extramural Research Programs in the Neurosciences and Neurological Disorders	12,697	
Direct	5R21NS096437-02 Revised	93.853	Extramural Research Programs in the Neurosciences and Neurological Disorders	25,657	
Direct	5R21NS096627-03	93.853	Extramural Research Programs in the Neurosciences and Neurological Disorders	265,080	
Direct	5R21-NS099804-02	93.853	Extramural Research Programs in the Neurosciences and Neurological Disorders	109,041	
Direct	5R21NS101140-02 NCE	93.853	Extramural Research Programs in the Neurosciences and Neurological Disorders	215,299	
Direct	5R21NS103098-02	93.853	Extramural Research Programs in the Neurosciences and Neurological Disorders	245,594	80,405
Direct	5R21NS108344-02	93.853	Extramural Research Programs in the Neurosciences and Neurological Disorders	95,129	6,375
Direct	5R21NS108715-02	93.853	Extramural Research Programs in the Neurosciences and Neurological Disorders	143,853	37,140
Direct	5R21NS109505-02	93.853	Extramural Research Programs in the Neurosciences and Neurological Disorders	134,844	
Direct	5R24OD023041-03	93.351	Research Infrastructure Programs	666,493	562,563
Direct	5R25CA200508-05	93.398	Cancer Research Manpower	104,779	
Direct	5R25DA038880-04	93.279	Drug Abuse and Addiction Research Programs	64,879	
Direct	5R25DA039074-03	93.279	Drug Abuse and Addiction Research Programs	56,237	
Direct	5R25ES023595-07	93.143	NIEHS Superfund Hazardous Substances_Basic Research and Education	137,279	48,940
Direct	5R25GM053403-16	93.859	Biomedical Research and Research Training	250,919	9,354
Direct	5R25GM086669-08 & Revised	93.859	Biomedical Research and Research Training	133,942	
Direct	5R25HL088728-12	93.837	Cardiovascular Diseases Research	135,205	
Direct	5R25HL128372-05	93.837	Cardiovascular Diseases Research	112,420	
Direct	5R25HL131487-03 Revised	93.837	Cardiovascular Diseases Research	135,701	
Direct	5R25MH109110-03	93.242	Mental Health Research Grants	114,839	
Direct	5R25NS083059-07	93.853	Extramural Research Programs in the Neurosciences and Neurological Disorders	96,066	
Direct	5R33CA183671-03S1	93.394	Cancer Detection and Diagnosis Research	17,425	
Direct	5R33CA186795-03	93.394	Cancer Detection and Diagnosis Research	16,781	
Direct	5R33CA204510-03	93.393	Cancer Cause and Prevention Research	325,274	
Direct	5R33NS087274-04 Revised	93.853	Extramural Research Programs in the Neurosciences and Neurological Disorders	195,079	
Direct	5R34AA025761-03	93.273	Alcohol Research Programs	169,370	
Direct	5R34DA037888-03	93.351	Research Infrastructure Programs	123,578	
Direct	5R34MH099040-03 REVISED	93.242	Mental Health Research Grants	(10)	
Direct	5R34MH105202-03 Revised	93.242	Mental Health Research Grants	19,819	
Direct	5R35CA197292-04	93.395	Cancer Treatment Research	1,035,482	
Direct	5R35GM118029-04	93.859	Biomedical Research and Research Training	357,660	
Direct	5R35GM118030-04	93.859	Biomedical Research and Research Training	648,037	
Direct	5R35GM118047-04	93.859	Biomedical Research and Research Training	585,738	105,801
Direct	5R35GM118079-04	93.859	Biomedical Research and Research Training	401,035	74,410
Direct	5R35GM119441-04 REVISED	93.859	Biomedical Research and Research Training	345,790	
Direct	5R35GM119457-03	93.859	Biomedical Research and Research Training	374,659	
Direct	5R35GM119483-04S1	93.859	Biomedical Research and Research Training	405,708	
Direct	5R35GM126940-02	93.859	Biomedical Research and Research Training	267,288	
Direct	5R35GM126974-02	93.859	Biomedical Research and Research Training	346,211	
Direct	5R35GM127097-02	93.859	Biomedical Research and Research Training	452,013	
Direct	5R35GM128716-02	93.859	Biomedical Research and Research Training	174,860	
Direct	5R35HL139853-02	93.837	Cardiovascular Diseases Research	839,526	54,002
Direct	5R37AA009367-25	93.273	Alcohol Research Programs	601,262	
Direct	5R37AG026160-14	93.866	Aging Research	512,851	2,528
Direct	5R37AI034495-27	93.855	Allergy and Infectious Diseases Research	428,121	48,931

(Continued)

UNIVERSITY OF MINNESOTA

SCHEDULE OF EXPENDITURES OF FEDERAL AWARDS
FOR THE YEAR ENDED JUNE 30, 2019

Cluster, Agency, Subagency, Direct/ Pass-through, Pass-through Entity	Award #	CFDA#	CFDA Program Title	Federal Expenditures	Subrecipient Expenditures
Direct	5R37AI039560-23	93.855	Allergy and Infectious Diseases Research	$ 234,661	$ -
Direct	5R37AI064046-14	93.855	Allergy and Infectious Diseases Research	510,803	
Direct	5R37DA005147-30S1	93.279	Drug Abuse and Addiction Research Programs	350,607	
Direct	5R37DK042921-28	93.847	Diabetes, Digestive, and Kidney Diseases Extramural Research	381,540	
Direct	5R37GM047365-26	93.859	Biomedical Research and Research Training	27,231	
Direct	5R50CA211249-04	93.396	Cancer Biology Research	119,649	
Direct	5R50CA211256-03	93.394	Cancer Detection and Diagnosis Research	165,366	
Direct	5R90DE023058-08	93.121	Oral Diseases and Disorders Research	56,258	
Direct	5T32AG029796-10 Revised	93.866	Aging Research	(5,226)	
Direct	5T32AG029796-12	93.866	Aging Research	343,465	
Direct	5T32AI007313-31	93.855	Allergy and Infectious Diseases Research	254,373	
Direct	5T32AI055433-15	93.855	Allergy and Infectious Diseases Research	312,579	
Direct	5T32AI083196-10	93.855	Allergy and Infectious Diseases Research	196,183	
Direct	5T32AR007612-18	93.846	Arthritis, Musculoskeletal and Skin Diseases Research	474,064	
Direct	5T32AR050938-14	93.846	Arthritis, Musculoskeletal and Skin Diseases Research	190,706	
Direct	5T32CA009138-45	93.398	Cancer Research Manpower	394,891	
Direct	5T32CA099936-15	93.398	Cancer Research Manpower	265,902	
Direct	5T32CA163184-09	93.398	Cancer Research Manpower	229,657	
Direct	5T32DA007097-38	93.279	Drug Abuse and Addiction Research Programs	609,606	
Direct	5T32DA007234-32	93.279	Drug Abuse and Addiction Research Programs	390,525	
Direct	5T32DA037183-05	93.279	Drug Abuse and Addiction Research Programs	235,688	
Direct	5T32DK007203-40	93.847	Diabetes, Digestive, and Kidney Diseases Extramural Research	108,451	
Direct	5T32DK065519-15 revised	93.847	Diabetes, Digestive, and Kidney Diseases Extramural Research	224,872	
Direct	5T32DK083250-10	93.847	Diabetes, Digestive, and Kidney Diseases Extramural Research	374,247	
Direct	5T32DK108733-03 Revised	93.847	Diabetes, Digestive, and Kidney Diseases Extramural Research	163,113	
Direct	5T32EB008389-09	93.286	Discovery and Applied Research for Technological Innovations to Improve Human Health	182,232	
Direct	5T32EY025187-03	93.867	Vision Research	116,957	
Direct	5T32GM008244-31	93.859	Biomedical Research and Research Training	623,089	
Direct	5T32GM008347-27	93.859	Biomedical Research and Research Training	480,774	
Direct	5T32GM008471-25	93.859	Biomedical Research and Research Training	28,415	
Direct	5T32GM008700-20 REVISED	93.859	Biomedical Research and Research Training	272,875	
Direct	5T32GM108557-05	93.859	Biomedical Research and Research Training	173,506	
Direct	5T32GM113846-10	93.859	Biomedical Research and Research Training	189,005	
Direct	5T32HL007062-43	93.839	Blood Diseases and Resources Research	421,964	
Direct	5T32HL007741-25	93.838	Lung Diseases Research	617,269	
Direct	5T32HL007779-25	93.837	Cardiovascular Diseases Research	393,122	
Direct	5T32HL129956-04	93.837	Cardiovascular Diseases Research	250,597	
Direct	5T32MH010026-05	93.242	Mental Health Research Grants	86,529	
Direct	5T32MH015755-40	93.242	Mental Health Research Grants	212,715	
Direct	5T32MH082761-10	93.242	Mental Health Research Grants	493,367	364,747
Direct	5T32OD010993-15	93.351	Research Infrastructure Programs	385,592	
Direct	5T35AI118620-05	93.855	Allergy and Infectious Diseases Research	31,191	
Direct	5T35OD011118-08	93.351	Research Infrastructure Programs	62,631	
Direct	5T90DE022732-08	93.121	Oral Diseases and Disorders Research	477,607	
Direct	5TL1TR002493-02	93.350	National Center for Advancing Translational Sciences	286,492	14,057
Direct	5U01AA026102-03	93.273	Alcohol Research Programs	412,053	
Direct	5U01AG042145-18 Revised	93.866	Aging Research	557,206	33,373
Direct	5U01AI105872-05 REVISED	93.855	Allergy and Infectious Diseases Research	55,752	7,179
Direct	5U01AI120130-05	93.855	Allergy and Infectious Diseases Research	946,436	109,253
Direct	5U01AI125003-04S1	93.855	Allergy and Infectious Diseases Research	560,157	244,271
Direct	5U01DA041120-05	93.279	Drug Abuse and Addiction Research Programs	5,503,367	4,320,696
Direct	5U01DA045523-02 REVISED	93.279	Drug Abuse and Addiction Research Programs	433,040	
Direct	5U01DA046413-02	93.279	Drug Abuse and Addiction Research Programs	371,452	82,349
Direct	5U01DC013030-05 REVISED	93.173	Research Related to Deafness and Communication Disorders	269,780	205,244
Direct	5U01DK085476-10 revised	93.847	Diabetes, Digestive, and Kidney Diseases Extramural Research	576,817	

(Continued)

UNIVERSITY OF MINNESOTA

SCHEDULE OF EXPENDITURES OF FEDERAL AWARDS
FOR THE YEAR ENDED JUNE 30, 2019

Cluster, Agency, Subagency, Direct/ Pass-through, Pass-through Entity	Award #	CFDA#	CFDA Program Title	Federal Expenditures	Subrecipient Expenditures
Direct	5U01DK106786-05	93.847	Diabetes, Digestive, and Kidney Diseases Extramural Research	$ 1,893,793	$ 415,832
Direct	5U01DK116320-02 REVISED	93.847	Diabetes, Digestive, and Kidney Diseases Extramural Research	426,364	
Direct	5U01EB016638-05	93.286	Discovery and Applied Research for Technological Innovations to Improve Human Health	156,677	82,168
Direct	5U01EB025144-02	93.286	Discovery and Applied Research for Technological Innovations to Improve Human Health	2,135,435	512,533
Direct	5U01EB025153-02 Revised	93.286	Discovery and Applied Research for Technological Innovations to Improve Human Health	3,062,852	2,193,151
Direct	5U01EB026978-02	93.286	Discovery and Applied Research for Technological Innovations to Improve Human Health	469,204	163,637
Direct	5U01ES029603-02	93.113	Environmental Health	162,217	
Direct	5U01HL096902-08 Revised	93.837	Cardiovascular Diseases Research	611,741	33,578
Direct	5U01HL117664-05S1	93.839	Blood Diseases and Resources Research	784,641	134,383
Direct	5U01HL127479-03 REVISED	93.837	Cardiovascular Diseases Research	253,214	
Direct	5U01HL132852-03	93.837	Cardiovascular Diseases Research	248,025	
Direct	5U01HL133818-03 REVISED	93.837	Cardiovascular Diseases Research	903,769	450,685
Direct	5U01MH108150-03	93.242	Mental Health Research Grants	1,461,708	
Direct	5U01MH109038-03 NCE	93.242	Mental Health Research Grants	153,052	
Direct	5U01NS103569-03	93.853	Extramural Research Programs in the Neurosciences and Neurological Disorders	1,075,625	390,195
Direct	5U10NS086467-05 REVISED	93.853	Extramural Research Programs in the Neurosciences and Neurological Disorders	38,190	
Direct	5U19AI070119-10S1 Revised	93.855	Allergy and Infectious Diseases Research	47,266	24,250
Direct	5U24AI118635-05	93.855	Allergy and Infectious Diseases Research	432,377	39,571
Direct	5U24CA199347-04 Revised	93.396	Cancer Biology Research	548,566	119,989
Direct	5U24NS100649-03	93.853	Extramural Research Programs in the Neurosciences and Neurological Disorders	213,437	31,303
Direct	5U54CA210190-03 revised	93.397	Cancer Centers Support Grants	2,022,382	296,899
Direct	5U54HD093540-03	93.865	Child Health and Human Development Extramural Research	2,308,325	1,482,280
Direct	5U54NS065768-10	93.853	Extramural Research Programs in the Neurosciences and Neurological Disorders	1,223,077	397,612
Direct	5UG1HL069290-19	93.839	Blood Diseases and Resources Research	199,487	
Direct	5UH2EB013647-05 Revised	93.286	Discovery and Applied Research for Technological Innovations to Improve Human Health	(163)	(163)
Direct	5UL1TR002494-02	93.350	National Center for Advancing Translational Sciences	9,073,539	128,009
Direct	5UM1AI120197-03	93.855	Allergy and Infectious Diseases Research	5,215,973	3,327,616
Direct	7DP2CA186752-02 Revised	93.310	Trans-NIH Research Support	12,838	
Direct	7DP2EB020537-02	93.310	Trans-NIH Research Support	968,448	
Direct	7F31DK109556-02 REVISED	93.847	Diabetes, Digestive, and Kidney Diseases Extramural Research	36,998	
Direct	7K23MH103617-05	93.242	Mental Health Research Grants	136,290	
Direct	7R01DA037902-05	93.279	Drug Abuse and Addiction Research Programs	92,156	
Direct	7R01DA041730-04	93.279	Drug Abuse and Addiction Research Programs	119,494	
Direct	7R01NS097649-03	93.853	Extramural Research Programs in the Neurosciences and Neurological Disorders	315,707	
Direct	7R21AI131454-03	93.855	Allergy and Infectious Diseases Research	174,034	20,823
Direct	7R21EB022652-03	93.286	Discovery and Applied Research for Technological Innovations to Improve Human Health	116,414	
Direct	7R21MH113103-03	93.242	Mental Health Research Grants	183,580	
Direct	9U01AT010326-07	93.213	Research and Training in Complementary and Integrative Health	139,879	3,363
Direct	HHSN261201600412P	93.C11	Contract-Department of Health and Human Services-National Institutes of Health	5,186	
Direct	HHSN261201700409P	93.C11	Contract-Department of Health and Human Services-National Institutes of Health	26	
Direct	HHSN261201800606P	93.C11	Contract-Department of Health and Human Services-National Institutes of Health	84,797	
Direct	HHSN261201800670P	93.C11	Contract-Department of Health and Human Services-National Institutes of Health	11,804	
Direct	HHSN268201300028C MOD# 12	93.C11	Contract-Department of Health and Human Services-National Institutes of Health	26,807	
Direct	HHSN268201600014I, TO# HHSN2680002 AMD#1	93.C11	Contract-Department of Health and Human Services-National Institutes of Health	11,571	
Direct	HHSN268201600014I, TO#HHSN26800001 AMD#5	93.C11	Contract-Department of Health and Human Services-National Institutes of Health	122,038	
Direct	HHSN268201600014I/75N92018F00005/PCT0-02	93.C11	Contract-Department of Health and Human Services-National Institutes of Health	146,613	
Direct	HHSN268201600014I/75N92019F00038/PCT0005	93.C11	Contract-Department of Health and Human Services-National Institutes of Health	81,646	
Direct	HHSN268201600014I/HHSN26800003/PCT0006-1	93.C11	Contract-Department of Health and Human Services-National Institutes of Health	138,808	
Direct	HHSN268201600014I/HHSN26800004 AMD P0001	93.C11	Contract-Department of Health and Human Services-National Institutes of Health	156,449	
Direct	HHSN268201700003I/Order# HHSN26800003	93.C11	Contract-Department of Health and Human Services-National Institutes of Health	533,750	
Direct	HHSN268201700003I /T.0.HHSN26800001 Mod2	93.C11	Contract-Department of Health and Human Services-National Institutes of Health	870,840	
Direct	HHSN268201700003I, Task Order # HHSN2680	93.C11	Contract-Department of Health and Human Services-National Institutes of Health	57,517	
Direct	HHSN268201800006I	93.C11	Contract-Department of Health and Human Services-National Institutes of Health	439,142	
Direct	HHSN271201700008I/HHSN2710000I	93.C11	Contract-Department of Health and Human Services-National Institutes of Health	317,918	277,502
Direct	HHSN275201300017C Amd #4	93.C11	Contract-Department of Health and Human Services-National Institutes of Health	572,938	245,146

(Continued)

UNIVERSITY OF MINNESOTA

SCHEDULE OF EXPENDITURES OF FEDERAL AWARDS
FOR THE YEAR ENDED JUNE 30, 2019

Cluster, Agency, Subagency, Direct/ Pass-through, Pass-through Entity	Award #	CFDA#	CFDA Program Title	Federal Expenditures	Subrecipient Expenditures
Direct	HHSN275201300023I/HHSN27500011 Am0001	93.C11	Contract-Department of Health and Human Services-National Institutes of Health	$ 169,127	$ -
Direct	HHSN275201300023I/HHSN27500012 Am 3	93.C11	Contract-Department of Health and Human Services-National Institutes of Health	149,651	
Direct	HHSN275201300023I/HHSN27500013	93.C11	Contract-Department of Health and Human Services-National Institutes of Health	763,384	
Direct	HHSN275201300023I/HHSN27500014 Am 3	93.C11	Contract-Department of Health and Human Services-National Institutes of Health	77,937	
Direct	HHSN275201300023I/HHSN27500015	93.C11	Contract-Department of Health and Human Services-National Institutes of Health	60,321	
Direct	HHSN275201300023I/HHSN27500016 Am1	93.C11	Contract-Department of Health and Human Services-National Institutes of Health	413,740	
Direct	HHSN275201300023I/HHSN27500017	93.C11	Contract-Department of Health and Human Services-National Institutes of Health	39,801	
Direct	HHSN275201300023I/HHSN27500018	93.C11	Contract-Department of Health and Human Services-National Institutes of Health	203,639	
Direct	HHSN275201300023I /HHSN27500008 Am1	93.C11	Contract-Department of Health and Human Services-National Institutes of Health	42,782	
Direct	HHSN275201300023I /TO# HHSN27500003 A3	93.C11	Contract-Department of Health and Human Services-National Institutes of Health	40,807	
Direct	HHSN275201300023I T.O. HHSN27500006 Am 2	93.C11	Contract-Department of Health and Human Services-National Institutes of Health	60,652	
Direct	HHSN275201700005C/4736802 Am 2	93.C11	Contract-Department of Health and Human Services-National Institutes of Health	430,624	240,054
Direct	HHSN275201800004I/75N94019F00125 TO 4	93.C11	Contract-Department of Health and Human Services-National Institutes of Health	2,738	
Direct	HHSN275201800004I/HHSN27500002	93.C11	Contract-Department of Health and Human Services-National Institutes of Health	58,794	
Direct	HHSN275201800004I-HHSN27500001	93.C11	Contract-Department of Health and Human Services-National Institutes of Health	12,108	
Direct	HHSN275201800004I-HHSN27500003	93.C11	Contract-Department of Health and Human Services-National Institutes of Health	15,030	
Direct	HHSN278201700100P	93.C11	Contract-Department of Health and Human Services-National Institutes of Health	(5,709)	
Direct	R01 EB 023339	93.286	Discovery and Applied Research for Technological Innovations to Improve Human Health	288,031	
Direct	R01GM126002-01	93.859	Biomedical Research and Research Training	326,977	
Direct	R01HG006851	93.172	Human Genome Research	204,407	
Direct	R03DC014309-04	93.173	Research Related to Deafness and Communication Disorders	48,608	
Direct	R21AI139730-02	93.855	Allergy and Infectious Diseases Research	238,935	15,206
Direct	R21CA216652	93.395	Cancer Treatment Research	133,803	
Direct	R21EB021511	93.286	Discovery and Applied Research for Technological Innovations to Improve Human Health	95,549	
Direct	R21EB022830-02	93.286	Discovery and Applied Research for Technological Innovations to Improve Human Health	152,614	
Direct	R35GM124718-02	93.859	Biomedical Research and Research Training	472,704	
Direct	U01HL139471-01	93.837	Cardiovascular Diseases Research	163,367	
Passthrough:					
Abbe Vision Inc	R43HL144220 UMN SUB	93.838	Lung Diseases Research	469	
Albert Einstein College of Medicine	31086A (CORE A) Am1/ P0730765	93.866	Aging Research	29,627	
Albert Einstein College of Medicine	31086C (Project 2)/P0731282 Amend #2	93.866	Aging Research	562,665	
Albert Einstein College of Medicine	31086C P0731283 Project 3 Am #2	93.866	Aging Research	473,186	
Allina Health System	CCTRN-12-004 UMN	93.837	Cardiovascular Diseases Research	41,207	
Altor Bioscience Corporation	UMN-ALT-803-02-13 MM Trial	93.397	Cancer Centers Support Grants	2,887	
Andamio Games LLC	7006001001004	93.859	Biomedical Research and Research Training	9,954	
Andamio Games LLC	7006002001003	93.859	Biomedical Research and Research Training	2,352	
Ann & Robert H. Lurie Children's Hospital	901534-UMN Amendment 1	93.838	Lung Diseases Research	160,269	
Arizona State University	16-779	93.394	Cancer Detection and Diagnosis Research	228,540	
Arizona State University	18-343 Amendment 02	93.351	Research Infrastructure Programs	66,490	
Arizona State University	ASUB00000004	93.859	Biomedical Research and Research Training	53,876	
Baylor College of Medicine	7000000406 (prev 7000000199)	93.853	Extramural Research Programs in the Neurosciences and Neurological Disorders	40,954	
Beckman Res Inst of the City of Hope	PO #3000087992 (52868.2003761.669302)Am3	93.859	Biomedical Research and Research Training	264,953	
Benaroya Research Inst at Virginia Mason	BRI Subcontract #FY19ITN265 Am 2	93.855	Allergy and Infectious Diseases Research	6,769	
Benaroya Research Inst at Virginia Mason	FY18ITN105 Amendment 06	93.855	Allergy and Infectious Diseases Research	43,420	
Benaroya Research Inst at Virginia Mason	FY19ITN282 amd 1	93.855	Allergy and Infectious Diseases Research	39,187	
Beth Israel Deaconess Medical Center	010 Am 1	93.838	Lung Diseases Research	17,889	
B-Mogen Biotechnologies Inc	N/A 1R41OD026567-01	93.351	Research Infrastructure Programs	11,838	
Boston Children's Hospital	GENFD0001205636/GENFD0001376270	93.879	Medical Library Assistance	10,158	
Boston Children's Hospital	GENFD0001538558	93.839	Blood Diseases and Resources Research	16,840	
Boston Children's Hospital	Subaward No. GENFD0001680565 Amendment 1	93.837	Cardiovascular Diseases Research	310,253	
Boston College	5101965-8	93.310	Trans-NIH Research Support	102,867	
Boston University	4500002985	93.286	Discovery and Applied Research for Technological Innovations to Improve Human Health	56,746	
Bowling Green State University	10009546-UMN/R03HD091474	93.865	Child Health and Human Development Extramural Research	30,750	
Brigham and Women's Hospital	117349 amd 1	93.837	Cardiovascular Diseases Research	175,322	
Brigham and Women's Hospital	5U01HL130163-04	93.837	Cardiovascular Diseases Research	198,656	

(Continued)

UNIVERSITY OF MINNESOTA

SCHEDULE OF EXPENDITURES OF FEDERAL AWARDS
FOR THE YEAR ENDED JUNE 30, 2019

Cluster, Agency, Subagency, Direct/ Pass-through, Pass-through Entity	Award #	CFDA#	CFDA Program Title	Federal Expenditures	Subrecipient Expenditures
Brigham and Women's Hospital	5U01HL130163-04	93.837	Cardiovascular Diseases Research	$ 19,165	$ -
Brigham and Women's Hospital	No Award Number	93.C11	Contract-Department of Health and Human Services-National Institutes of Health	7,251	
Brigham and Women's Hospital	PROTOCOL EAY131 - MATCH	93.C11	Contract-Department of Health and Human Services-National Institutes of Health	20,246	
Brigham and Women's Hospital	Subaward #111014 Mod 5/ U01AG048270	93.866	Aging Research	58,539	
Brown University	00001300	93.866	Aging Research	23,779	
California Institute of Technology	S408387	93.865	Child Health and Human Development Extramural Research	10,271	
California Pacific Medical Center	28000004448 am.2	93.395	Cancer Treatment Research	72,090	
Carolinas Healthcare System	3000301064 (14-050S2)	93.121	Oral Diseases and Disorders Research	3,756	
Carolinas Healthcare System	Subaward #3000301333 (A18-0261-S004)	93.121	Oral Diseases and Disorders Research	168,414	
Case Western Reserve University	RES509455 Amendment 4	93.847	Diabetes, Digestive, and Kidney Diseases Extramural Research	40,840	
Case Western Reserve University	RES510016/ RES511757/RES511903/RES511121	93.847	Diabetes, Digestive, and Kidney Diseases Extramural Research	26	
Case Western Reserve University	RES512550	93.847	Diabetes, Digestive, and Kidney Diseases Extramural Research	3,594	
Case Western Reserve University	RES512825 Am 2	93.847	Diabetes, Digestive, and Kidney Diseases Extramural Research	3,977	
Case Western Reserve University	RES512835	93.847	Diabetes, Digestive, and Kidney Diseases Extramural Research	42,272	
Case Western Reserve University	RES512867/RES514008	93.847	Diabetes, Digestive, and Kidney Diseases Extramural Research	18,683	
Case Western Reserve University	RES512884	93.847	Diabetes, Digestive, and Kidney Diseases Extramural Research	11,354	
Case Western Reserve University	RES513069	93.837	Cardiovascular Diseases Research	45,304	
Case Western Reserve University	RES513280	93.847	Diabetes, Digestive, and Kidney Diseases Extramural Research	141,725	
Case Western Reserve University	RES514025	93.847	Diabetes, Digestive, and Kidney Diseases Extramural Research	9,779	
Cedars-Sinai Medical Center	0255-3861-4609	93.847	Diabetes, Digestive, and Kidney Diseases Extramural Research	8,116	4,336
Cell-Safe Life Sciences LLC	1-A Amendment 4	93.847	Diabetes, Digestive, and Kidney Diseases Extramural Research	238,689	
Children's Research Institute	300002904-04 AMD#3	93.361	Nursing Research	58,643	
Children's Research Institute	Agreement 3-1P50AR060836 Amd 5	93.846	Arthritis, Musculoskeletal and Skin Diseases Research	(25,778)	
Cincinnati Children's Hospital Med Ctr	Subaward 134433 Am 8	93.837	Cardiovascular Diseases Research	448,068	
Cincinnati Children's Hospital Med Ctr	Subaward 303877	93.847	Diabetes, Digestive, and Kidney Diseases Extramural Research	9,779	
Cleveland Clinic	1117-SUB	93.847	Diabetes, Digestive, and Kidney Diseases Extramural Research	12,731	
Colorado State University	G-64909-1 AMD#4	93.855	Allergy and Infectious Diseases Research	136,738	
Columbia University	1(GG012620-01)	93.853	Extramural Research Programs in the Neurosciences and Neurological Disorders	89,600	
Columbia University	1(GG012772-01) (PO # G12837) Amd 1	93.121	Oral Diseases and Disorders Research	8,295	
Columbia University	1(GG014245) PO# G13202	93.121	Oral Diseases and Disorders Research	41,248	
Columbia University	2(GG014239-01)/ 1R01AA026861-01	93.273	Alcohol Research Programs	16,454	
Columbia University	3(GG010919-05), PO# G13108	93.838	Lung Diseases Research	28,840	
Cornell University	83328-11164/R01HD091125	93.865	Child Health and Human Development Extramural Research	54,759	
Dana-Farber Cancer Institute	1153514 Amendment 3/ previously 1153513	93.395	Cancer Treatment Research	307,319	
Dartmouth College	R824 Am 4	93.859	Biomedical Research and Research Training	44,901	
Dartmouth College	R943 Amd#1	93.855	Allergy and Infectious Diseases Research	78,701	
Dartmouth College	R955 Amend. 2	93.279	Drug Abuse and Addiction Research Programs	33,890	
Des Moines University	08-16-05 sub 2 Amendment A02	93.837	Cardiovascular Diseases Research	12,946	
Duke University	2032595 Amendment 5	93.395	Cancer Treatment Research	1,620	
Duke University	2036715	93.866	Aging Research	10,774	
Duke University	2037331	93.855	Allergy and Infectious Diseases Research	99,653	
Duke University	A030405	93.847	Diabetes, Digestive, and Kidney Diseases Extramural Research	18,776	
Duke University	A030790	93.866	Aging Research	71,471	
Duke University	HHSN-275201000003I T.O. 25/Amd 2/201316	93.C11	Contract-Department of Health and Human Services-National Institutes of Health	23,934	
Duke University	HHSN-275201000003I TO 25 SPS#201316	93.C11	Contract-Department of Health and Human Services-National Institutes of Health	7,982	
Duke University	Subaward 2832077	93.846	Arthritis, Musculoskeletal and Skin Diseases Research	2,212	
Duke University	Subaward No. A030248	93.846	Arthritis, Musculoskeletal and Skin Diseases Research	17,885	
Duke University	UM1AI104681/ Sub 203-7746	93.855	Allergy and Infectious Diseases Research	66,732	
Emory University	A008662 - Amendment 1	93.855	Allergy and Infectious Diseases Research	44,510	
Emory University	A011148	93.855	Allergy and Infectious Diseases Research	55,603	
Emory University	A035490	93.839	Blood Diseases and Resources Research	115,675	
Emory University	A140674	93.879	Medical Library Assistance	12,912	
Emory University	T637078 amd 2	93.837	Cardiovascular Diseases Research	13,684	
Emory University	T886637 amd 1	93.866	Aging Research	55,624	
Emory University	T915104 Am 2	93.867	Vision Research	7,105	

(Continued)

UNIVERSITY OF MINNESOTA

SCHEDULE OF EXPENDITURES OF FEDERAL AWARDS
FOR THE YEAR ENDED JUNE 30, 2019

Cluster, Agency, Subagency, Direct/ Pass-through, Pass-through Entity	Award #	CFDA#	CFDA Program Title	Federal Expenditures	Subrecipient Expenditures
Emory University	T942022 AMD#1	93.855	Allergy and Infectious Diseases Research	$ 158,133	$ -
Emory University	T951649 AMD#1	93.855	Allergy and Infectious Diseases Research	376,173	
Emory University	T983416 (T817178/T652736)	93.855	Allergy and Infectious Diseases Research	276,246	
Fluorescence Innovations, Inc	42248	93.279	Drug Abuse and Addiction Research Programs	7,437	
Fluorescence Innovations, Inc	No Award Number	93.350	National Center for Advancing Translational Sciences	74,075	
Fred Hutchinson Cancer Research Center	0000898497-218443	93.395	Cancer Treatment Research	5,454	
Fred Hutchinson Cancer Research Center	0000917577 PROJECT 220793	93.353	21st Century Cures Act - Beau Biden Cancer Moonshot	(2,842)	
Fred Hutchinson Cancer Research Center	0000917580	93.353	21st Century Cures Act - Beau Biden Cancer Moonshot	7,696	
Fred Hutchinson Cancer Research Center	0000927969 Am 1/5R01CA119171-11	93.393	Cancer Cause and Prevention Research	1,413	
Fred Hutchinson Cancer Research Center	0000928696 amd 2	93.C11	Contract-Department of Health and Human Services-National Institutes of Health	17,425	
Fred Hutchinson Cancer Research Center	0000940849 (prev #0000901847/000086878)	93.866	Aging Research	58,472	
Fred Hutchinson Cancer Research Center	0000953462 Project 220657	93.273	Alcohol Research Programs	46,852	
Fred Hutchinson Cancer Research Center	PO #917577	93.395	Cancer Treatment Research	(2,205)	
Gaia Medical Institute, LLC	No Award Number	93.121	Oral Diseases and Disorders Research	21,441	
Harvard Medical School	229713 Amendment 1	93.853	Extramural Research Programs in the Neurosciences and Neurological Disorders	71,193	
Harvard Medical School	Subaward 152382.5087281.1108 Am 4	93.855	Allergy and Infectious Diseases Research	399,566	
Harvard University	111204-5095651 amd 2	93.837	Cardiovascular Diseases Research	57,672	
Harvard University	116071-5089700 amd 6	93.393	Cancer Cause and Prevention Research	276,609	
Harvard University	116349-5077672/1R01AG048037 Am 5	93.866	Aging Research	134,247	
Harvard University	130346-5097334	93.393	Cancer Cause and Prevention Research	17,368	
Hauptman-Woodward Medical Research Inst	NIHNRP-Sub1 AMD#4	93.859	Biomedical Research and Research Training	(4,625)	
Health Research, Inc	29-03 Am 2 Amd 1	93.395	Cancer Treatment Research	1,950	
Health Research, Inc	29-05	93.395	Cancer Treatment Research	150,272	
HealthPartners Institute	85285270-X1700800 UMN	93.866	Aging Research	18,350	
HealthPartners Institute	X1103700	93.121	Oral Diseases and Disorders Research	58,344	
HealthPartners Institute	X1301200UMN amd 3 85285270	93.394	Cancer Detection and Diagnosis Research	44,647	
HealthPartners Institute	X1661700-UMN/85285270	93.865	Child Health and Human Development Extramural Research	(2,816)	
Hennepin Healthcare Research Institute	07292-1 amd 5	93.866	Aging Research	141,029	
Hennepin Healthcare Research Institute	07362-02/5R21AI115416-02	93.855	Allergy and Infectious Diseases Research	224	
Hennepin Healthcare Research Institute	07373-1 AMD5	93.279	Drug Abuse and Addiction Research Programs	21,375	
Hennepin Healthcare Research Institute	07373-2 amd 5	93.279	Drug Abuse and Addiction Research Programs	6,404	
Hennepin Healthcare Research Institute	07416-1 (Prev: 07327-1)	93.839	Blood Diseases and Resources Research	126,937	
Hennepin Healthcare Research Institute	15008-1	93.077	Family Smoking Prevention and Tobacco Control Act Regulatory Research	(2,085)	
Hennepin Healthcare Research Institute	15019-3	93.837	Cardiovascular Diseases Research	39,911	
Hennepin Healthcare Research Institute	15040-1	93.279	Drug Abuse and Addiction Research Programs	87,143	
Hennepin Healthcare Research Institute	15040-Pravetoni Amendment 1	93.279	Drug Abuse and Addiction Research Programs	89,649	
Hennepin Healthcare Research Institute	15067-1-BakerR21	93.837	Cardiovascular Diseases Research	10,960	
Hennepin Healthcare Research Institute	15073 Am 3	93.279	Drug Abuse and Addiction Research Programs	75,474	
Hennepin Healthcare Research Institute	15105-03 AMD1	93.866	Aging Research	79,389	
Hennepin Healthcare Research Institute	15113-01	93.279	Drug Abuse and Addiction Research Programs	33,688	
Hennepin Healthcare Research Institute	15139-1-Jacobson	93.855	Allergy and Infectious Diseases Research	9,249	
Hennepin Healthcare Research Institute	15139-3-Wu Amd 1	93.855	Allergy and Infectious Diseases Research	5,218	
Hennepin Healthcare Research Institute	15141-1 (15073-Hodges)	93.279	Drug Abuse and Addiction Research Programs	2,335	
Hennepin Healthcare Research Institute	Contract for Services - Aparicio	93.855	Allergy and Infectious Diseases Research	540	
Hennepin Healthcare Research Institute	XT-1711/AS-1913-FFS,U01AG029824 Am10	93.866	Aging Research	4,980	
Hillhurst Biopharmaceuticals, Inc	No Award Number	93.837	Cardiovascular Diseases Research	150,138	
Houston Methodist	AGMT00000656 Am1	93.853	Extramural Research Programs in the Neurosciences and Neurological Disorders	124,560	
Houston Methodist	AGMT00000792	93.853	Extramural Research Programs in the Neurosciences and Neurological Disorders	5,236	
Houston Methodist	AGMT00000821	93.853	Extramural Research Programs in the Neurosciences and Neurological Disorders	45,515	
ID Genomics Inc	IDG_UMN_03	93.837	Cardiovascular Diseases Research	37,013	
Imbio, LLC	Subaward # 21-03	93.393	Cancer Cause and Prevention Research	65,378	
Immusoft Corporation	No Award Number	93.859	Biomedical Research and Research Training	138,013	
Indiana University	IN4185556UM Am 1	93.847	Diabetes, Digestive, and Kidney Diseases Extramural Research	10,657	
Indiana University	IN4689100UMN Amendment 3	93.865	Child Health and Human Development Extramural Research	37,853	
Indiana University	Subaward IN-4689103-UM/PO #2316493	93.853	Extramural Research Programs in the Neurosciences and Neurological Disorders	4,533	

(Continued)

UNIVERSITY OF MINNESOTA

SCHEDULE OF EXPENDITURES OF FEDERAL AWARDS
FOR THE YEAR ENDED JUNE 30, 2019

Cluster, Agency, Subagency, Direct/ Pass-through, Pass-through Entity	Award #	CFDA#	CFDA Program Title	Federal Expenditures	Subrecipient Expenditures
Indiana University	Subaward IN4689687UMN AM4 PO# 1706586	93.853	Extramural Research Programs in the Neurosciences and Neurological Disorders	$ 6,059	$ -
Innovative Design Labs Inc	IDL17-ArMannequin-10	93.866	Aging Research	13,727	
Innovative Design Labs Inc	IDL17-FOGCueing-12	93.866	Aging Research	13,740	
Innovative Design Labs Inc	IDL18-SleepRadar-06	93.866	Aging Research	42,638	
Innovative Design Labs Inc	IDL19-MrStemPh1-02 Revision 01	93.859	Biomedical Research and Research Training	17,399	
Institute for Clinical Effectiveness and Health Policy	P20201BC	93.397	Cancer Centers Support Grants	16,035	
Jaeb Center for Health Research	ATS20	93.867	Vision Research	352	
Jaeb Center for Health Research	EY11751 Addendum Change of PI	93.867	Vision Research	(21,585)	
Jaeb Center for Health Research	IXT5	93.867	Vision Research	1,116	
Jaeb Center for Health Research	No Award Number	93.C11	Contract-Department of Health and Human Services-National Institutes of Health	3,786	
Jaeb Center for Health Research	PEDIG/PCSOR-CO2	93.867	Vision Research	752	
Jaeb Center for Health Research	PON1 Protocol v2.0 4-11-16	93.867	Vision Research	294	
Jaeb Center for Health Research	U10EY14231 Protocol V	93.867	Vision Research	(53)	
Jaeb Center for Health Research	U10EY14231 Protocol W	93.867	Vision Research	(613)	
Joan & Sanford I. Weill Med College	183723-11	93.855	Allergy and Infectious Diseases Research	312,937	
Johns Hopkins University	2002825182 Mod 4	93.847	Diabetes, Digestive, and Kidney Diseases Extramural Research	60,303	
Johns Hopkins University	2002869214 amendment 4	93.847	Diabetes, Digestive, and Kidney Diseases Extramural Research	21,975	
Johns Hopkins University	2003043569 Amend 5	93.847	Diabetes, Digestive, and Kidney Diseases Extramural Research	166,968	
Johns Hopkins University	2003081760	93.866	Aging Research	204,009	
Johns Hopkins University	2003097681 amendment 2	93.847	Diabetes, Digestive, and Kidney Diseases Extramural Research	2,700	
Johns Hopkins University	2003150437 Am 3	93.847	Diabetes, Digestive, and Kidney Diseases Extramural Research	27,361	
Johns Hopkins University	2003379587 amd 2	93.866	Aging Research	121,919	
Johns Hopkins University	2003455787	93.866	Aging Research	697,812	
Johns Hopkins University	2003488832 amd 2	93.837	Cardiovascular Diseases Research	156,832	
Johns Hopkins University	2003574654 Amend 1	93.121	Oral Diseases and Disorders Research	43,766	
Johns Hopkins University	2004032323	93.837	Cardiovascular Diseases Research	30,551	
Johns Hopkins University	2004089232 Amd 01	93.866	Aging Research	94,661	
Johns Hopkins University	2004167814 Am1/5R01DK108803-04	93.847	Diabetes, Digestive, and Kidney Diseases Extramural Research	45,367	
Joslin Diabetes Center, Inc	100059 Am 2	93.847	Diabetes, Digestive, and Kidney Diseases Extramural Research	215,841	14,189
Joslin Diabetes Center, Inc	100072 Amendment 1	93.847	Diabetes, Digestive, and Kidney Diseases Extramural Research	153,751	
Joslin Diabetes Center, Inc	100073 Am 1/ 2UC4DK101108-02	93.847	Diabetes, Digestive, and Kidney Diseases Extramural Research	293,362	
Joslin Diabetes Center, Inc	19-880-10 Am 2	93.847	Diabetes, Digestive, and Kidney Diseases Extramural Research	4,552	
Kaiser Fdn Res Inst	RNG200279 amd 3	93.847	Diabetes, Digestive, and Kidney Diseases Extramural Research	15,498	
Kaiser Fdn Res Inst	RNG200279-04 Amendment 3	93.847	Diabetes, Digestive, and Kidney Diseases Extramural Research	7,792	
Kaiser Permanente	RNG200103-AL-Lewis Amd 4	93.837	Cardiovascular Diseases Research	45,859	
Koronis Biomedical Technologies Corp	KBT16TMR-08/STTRGrant#2R42DC0127256-02A1	93.173	Research Related to Deafness and Communication Disorders	50,278	
Koronis Biomedical Technologies Corp	No Award Number	93.865	Child Health and Human Development Extramural Research	68,459	
KU Center for Research, Inc	FY2015-060-M5	93.859	Biomedical Research and Research Training	81,298	
La Jolla Inst for Allergy & Immunology	Subaward No 27005-98-391/ 27006-98-391	93.837	Cardiovascular Diseases Research	30,068	
Lehigh University	1R15GM117560-01	93.859	Biomedical Research and Research Training	4,265	
Leidos Biomedical Research, Inc	13XS134Q10	93.C11	Contract-Department of Health and Human Services-National Institutes of Health	1,958,562	1,694,992
Leidos Biomedical Research, Inc	13XS134Q8 Mod 14	93.C11	Contract-Department of Health and Human Services-National Institutes of Health	1,135,660	892,458
Leidos Biomedical Research, Inc	13XS134T11	93.C11	Contract-Department of Health and Human Services-National Institutes of Health	1,344,466	1,177,093
Leidos Biomedical Research, Inc	16X054Q1	93.C11	Contract-Department of Health and Human Services-National Institutes of Health	153,513	
Leidos Biomedical Research, Inc	16X054Q10	93.C11	Contract-Department of Health and Human Services-National Institutes of Health	5,427	
Leidos Biomedical Research, Inc	16X054Q2	93.C11	Contract-Department of Health and Human Services-National Institutes of Health	845,714	
Leidos Biomedical Research, Inc	16X054Q3	93.C11	Contract-Department of Health and Human Services-National Institutes of Health	434,823	
Leidos Biomedical Research, Inc	16X054Q5	93.C11	Contract-Department of Health and Human Services-National Institutes of Health	246,113	
Leidos Biomedical Research, Inc	16X054Q6 Mod 6	93.C11	Contract-Department of Health and Human Services-National Institutes of Health	107,307	
Leidos Biomedical Research, Inc	16X054Q7	93.C11	Contract-Department of Health and Human Services-National Institutes of Health	246,217	
Leidos Biomedical Research, Inc	16X054Q8	93.C11	Contract-Department of Health and Human Services-National Institutes of Health	331,153	
Leidos Biomedical Research, Inc	16X054Q9	93.C11	Contract-Department of Health and Human Services-National Institutes of Health	346,169	23,677
Leidos Biomedical Research, Inc	18X107CQ1	93.C11	Contract-Department of Health and Human Services-National Institutes of Health	181,450	
Life Services, LLC	Subaward No. 1	93.242	Mental Health Research Grants	(196)	
Lifespan	7127522	93.242	Mental Health Research Grants	36,047	

(Continued)

UNIVERSITY OF MINNESOTA

SCHEDULE OF EXPENDITURES OF FEDERAL AWARDS
FOR THE YEAR ENDED JUNE 30, 2019

Cluster, Agency, Subagency, Direct/ Pass-through, Pass-through Entity	Award #	CFDA#	CFDA Program Title	Federal Expenditures	Subrecipient Expenditures
Los Angeles Biomedical Research Inst	Subaward 20954-UMN Am 6/PO 18001602	93.853	Extramural Research Programs in the Neurosciences and Neurological Disorders	$ 11,079	$ -
Loyola University of Chicago	206423	93.847	Diabetes, Digestive, and Kidney Diseases Extramural Research	5,484	
Loyola University of Chicago	210415-Minnesota	93.837	Cardiovascular Diseases Research	23,545	
Luna Innovations Incorporated	3485-NIH-1S/UMN	93.C11	Contract-Department of Health and Human Services-National Institutes of Health	12,058	
Magee-Womens Research Institute	6591 Am1	93.866	Aging Research	19,235	
Massachusetts General Hospital	232888	93.395	Cancer Treatment Research	2,652	
Massachusetts General Hospital	232951	93.395	Cancer Treatment Research	7,957	
Massachusetts General Hospital	300310 Amend 1	93.173	Research Related to Deafness and Communication Disorders	20,540	
Massachusetts Institute of Technology	S4442 - PO 254071	93.397	Cancer Centers Support Grants	87,463	
Massachusetts Institute of Technology	S4527/PO 150195 Am 2	93.242	Mental Health Research Grants	132,623	
Massachusetts Institute of Technology	S4546/PO# 140744 Am 1	93.279	Drug Abuse and Addiction Research Programs	241,873	
Massachusetts Institute of Technology	S4730 - PO 288653	93.242	Mental Health Research Grants	48,403	
Mayo Clinic - Jacksonville	CREST-2 RUM-224063 Amd 1	93.853	Extramural Research Programs in the Neurosciences and Neurological Disorders	2,655	
Mayo Clinic - Jacksonville	MIN-232483 Amendment 1	93.853	Extramural Research Programs in the Neurosciences and Neurological Disorders	1,537	
Mayo Clinic - Jacksonville	REG-251795/PO #66558100	93.859	Biomedical Research and Research Training	5,250	
Mayo Clinic - Jacksonville	UMN-232390/PO #66438727 AMD#3	93.853	Extramural Research Programs in the Neurosciences and Neurological Disorders	189,203	
Mayo Clinic - Scottsdale	REG-233918/PO 65618428 Amendment #1	93.353	21st Century Cures Act - Beau Biden Cancer Moonshot	204,070	
Mayo Clinic Rochester	64881331 AMD 7	93.393	Cancer Cause and Prevention Research	30,730	
Mayo Clinic Rochester	PO 65379967/REG-216076-01 AM 2 REVISED	93.286	Discovery and Applied Research for Technological Innovations to Improve Human Health	13,279	
Mayo Clinic Rochester	REG-184662-01	93.853	Extramural Research Programs in the Neurosciences and Neurological Disorders	206,590	
Mayo Clinic Rochester	REG-201232-06 amd 9 (PO#66645875)	93.865	Child Health and Human Development Extramural Research	180,738	
Mayo Clinic Rochester	REG-212376-01 Am 2 /PO 66461867	93.361	Nursing Research	7,345	
Mayo Clinic Rochester	REG-213137-04/ PO#66612885	93.866	Aging Research	50,834	
Mayo Clinic Rochester	REG-214591-03/PO 66046333	93.351	Research Infrastructure Programs	70,518	
Mayo Clinic Rochester	REG-214838-02 Am 5/ PO 65985675	93.853	Extramural Research Programs in the Neurosciences and Neurological Disorders	84,275	
Mayo Clinic Rochester	REG-216768 PO#65398170 Amend #1	93.398	Cancer Research Manpower	6,524	
Mayo Clinic Rochester	REG-217886/PO #66228771	93.847	Diabetes, Digestive, and Kidney Diseases Extramural Research	48,093	
Mayo Clinic Rochester	REG-221862-02 PO# 66350857, amd 2	93.855	Allergy and Infectious Diseases Research	297,084	
Mayo Clinic Rochester	REG-233617-01/ PO# 66642399	93.866	Aging Research	59,018	
Mayo Clinic Rochester	REG-242396-01/PO#66701572	93.866	Aging Research	73,303	
Mayo Clinic Rochester	REG-242552-01/PO 66759377 Am1	93.837	Cardiovascular Diseases Research	52,306	
Mayo Clinic Rochester	REG-244457/PO #66780943	93.867	Vision Research	32,933	
Mayo Clinic Rochester	REG-253968/PO #6670838	93.847	Diabetes, Digestive, and Kidney Diseases Extramural Research	1,916	
Mayo Clinic Rochester	REG-254500/PO #66694844	93.350	National Center for Advancing Translational Sciences	9,788	
Mayo Clinic Rochester	UMN-202340-03 Am 4/PO 65872943	93.853	Extramural Research Programs in the Neurosciences and Neurological Disorders	114,911	
Mayo Clinic Rochester	UMN-213364/PO #65846613	93.837	Cardiovascular Diseases Research	298,916	
Mayo Clinic Rochester	UMN-231278-01/PO#66224489	93.350	National Center for Advancing Translational Sciences	282,694	
Mayo Clinic Rochester	UMN-231778-03/PO #66761714 Am 3	93.242	Mental Health Research Grants	61,055	
Mayo Clinic Rochester	UMN-242021;PO#66739421	93.395	Cancer Treatment Research	168,090	
Medical College of Wisconsin	5R01CA214805-02, PO#6069920	93.393	Cancer Cause and Prevention Research	34,714	
Medical College of Wisconsin	5R01EY024969-04 Am 1	93.867	Vision Research	17,697	
Medical College of Wisconsin	7R21AI125821-03, PO 6023510	93.855	Allergy and Infectious Diseases Research	61,200	
Medical University of South Carolina	MUSC14-055 amd 5	93.867	Vision Research	2,836	
Medical University of South Carolina	MUSC18-063-8B465	93.865	Child Health and Human Development Extramural Research	32,543	
Medical University of South Carolina	MUSC18-082-8D377	93.847	Diabetes, Digestive, and Kidney Diseases Extramural Research	6,027	
Memorial Sloan-Kettering Cancer Center	BD518885C	93.393	Cancer Cause and Prevention Research	90,378	
Memorial Sloan-Kettering Cancer Center	BD523809A amendment 1	93.393	Cancer Cause and Prevention Research	63,896	
Moai Technologies, LLC	5R44AG053923-03	93.866	Aging Research	35,652	
Moai Technologies, LLC	No Award Number	93.866	Aging Research	80	
Mount Sinai School of Medicine	0255-1502-4605	93.837	Cardiovascular Diseases Research	1,330	
Mount Sinai School of Medicine	0255-3312-4605	93.867	Vision Research	3,676	
Mount Sinai School of Medicine	0255-8271-4609 amd 5	93.113	Environmental Health	77,924	
Mount Sinai School of Medicine	0255-8276-4609 amd 1	93.113	Environmental Health	38,151	
Mount Sinai School of Medicine	0255-A911-4509	93.847	Diabetes, Digestive, and Kidney Diseases Extramural Research	56,523	
Nanocomposix, Inc	7077-01 nce	93.351	Research Infrastructure Programs	46,929	

(Continued)

UNIVERSITY OF MINNESOTA

SCHEDULE OF EXPENDITURES OF FEDERAL AWARDS
FOR THE YEAR ENDED JUNE 30, 2019

Cluster, Agency, Subagency, Direct/ Pass-through, Pass-through Entity	Award #	CFDA#	CFDA Program Title	Federal Expenditures	Subrecipient Expenditures
National Jewish Health	20072212/2U01HL089897	93.838	Lung Diseases Research	$ 211	$ -
Nationwide Children's Hospital	700043-0519-00 Amendment #5	93.847	Diabetes, Digestive, and Kidney Diseases Extramural Research	18,985	
Neuro Devices, Inc	5R42NS071979-05	93.853	Extramural Research Programs in the Neurosciences and Neurological Disorders	(196)	
Neuro Devices, Inc	No Award Number	93.350	National Center for Advancing Translational Sciences	36,006	
Neuro Devices, Inc	No Award Number	93.853	Extramural Research Programs in the Neurosciences and Neurological Disorders	18,661	
New England Research Institutes	Prime: U24HL135691 Am 2	93.837	Cardiovascular Diseases Research	2,681	
New England Research Institutes	RLS protocol	93.837	Cardiovascular Diseases Research	2,745	
New York Blood Center, Inc	VIM-NIH554 - PO#NYB1001719	93.855	Allergy and Infectious Diseases Research	161,436	
New York University	106867/PO# M170016035 AMD#1	93.310	Trans-NIH Research Support	40,675	
New York University	16-A0-00-006256-01 project # 112544	93.310	Trans-NIH Research Support	186,585	
New York University	F0019-11 Am 1	93.310	Trans-NIH Research Support	63,563	
New York University	PO# M160023165/10-01924/ 5R01AI098302-04	93.855	Allergy and Infectious Diseases Research	97,397	
Northwest Indian College	NWIC-SA24226-UMN Amend 1	93.859	Biomedical Research and Research Training	36,388	
Northwestern University	60037126 UMN, Amend A04	93.838	Lung Diseases Research	43,345	
Northwestern University	60039432 UM A01	93.837	Cardiovascular Diseases Research	38,515	
Northwestern University	60045250 UMN am 2	93.310	Trans-NIH Research Support	25,366	
Northwestern University	60047828 UMIN	93.865	Child Health and Human Development Extramural Research	42,018	
Northwestern University	Subaward 60036745 UMN Amendment A04	93.853	Extramural Research Programs in the Neurosciences and Neurological Disorders	18,427	
Oregon Health & Science University	1011881_UMINN	93.855	Allergy and Infectious Diseases Research	22,523	
Oregon Health & Science University	1012949_UMN_Hardeman	93.837	Cardiovascular Diseases Research	151,050	
Oregon Health & Science University	1012949_UMN_Yeazel Am 1	93.837	Cardiovascular Diseases Research	29,824	
Oregon State University	P0465A-A	93.866	Aging Research	16,766	
Pacific Health Research Institute	21603-03 AM 2	93.866	Aging Research	59,628	
Penn State Milton S. Hershey Medical Ctr	UMNDK082183 Amend 7	93.847	Diabetes, Digestive, and Kidney Diseases Extramural Research	43,928	
Pennsylvania State University	5675-UM-DHHS-2573	93.242	Mental Health Research Grants	45,106	
Pennsylvania State University	UMNCA172169 Amd 4	93.393	Cancer Cause and Prevention Research	79,820	
Pennsylvania State University	UMNCA21877 Amd 1/2R21CA218774-02	93.395	Cancer Treatment Research	54,719	
Pennsylvania State University	UMNDA040177	93.279	Drug Abuse and Addiction Research Programs	35,393	
Pennsylvania State University	UMNHG008983	93.172	Human Genome Research	42,809	
Pennsylvania State University	UMNHL127699 Amendment 3	93.837	Cardiovascular Diseases Research	39,538	
Platinum Group Coatings, LLC	1R44NS103714-1	93.853	Extramural Research Programs in the Neurosciences and Neurological Disorders	218,656	
Public Health Institute	00878/1R01AI135118-01	93.855	Allergy and Infectious Diseases Research	101,427	
Purdue University	11000451-013	93.351	Research Infrastructure Programs	3,644	
Purdue University	4102-55747 Amend 05	93.859	Biomedical Research and Research Training	9,323	
Recombinetics, Inc	1R43AG055178-01 Amend 2	93.866	Aging Research	13,678	
Recombinetics, Inc	Prime: 1R43AG055178-01	93.866	Aging Research	(1,694)	
Recombinetics, Inc	Subaward No. 1U24OD026641-01	93.310	Trans-NIH Research Support	37,434	
Research Foundation for Mental Hygiene	26182 AMD#3 PO#124458	93.242	Mental Health Research Grants	33,286	
Rhode Island Hospital	701-7137274	93.837	Cardiovascular Diseases Research	376	
Rhode Island Hospital	701-7137393 Amend 1	93.837	Cardiovascular Diseases Research	9,950	
Rush University Medical Center	15120306-Sub01 Amend 2	93.847	Diabetes, Digestive, and Kidney Diseases Extramural Research	19,310	
Rutgers University	0506	93.839	Blood Diseases and Resources Research	15,000	
Rutgers University	0523 PO#867340	93.855	Allergy and Infectious Diseases Research	41,859	
Rutgers University	SUB0147	93.839	Blood Diseases and Resources Research	3,018	
Safetraces, Inc	2R44ES025070-02-01	93.113	Environmental Health	51,845	
San Diego State University Foundation	SA0000591	93.273	Alcohol Research Programs	36,557	
San Diego State University Foundation	SA0000630 (58715C P3491 7803 211) Am 2	93.077	Family Smoking Prevention and Tobacco Control Act Regulatory Research	20,434	
Sanford-Burnham Medical Research Inst	60366-13001-UMN	93.393	Cancer Cause and Prevention Research	919	
SCIRE Veterans Biomedical Research Fdn	SV1378-UOM-01	93.847	Diabetes, Digestive, and Kidney Diseases Extramural Research	(300)	
Scripps Research Institute Dba Calibr	5-53480/5-53859	93.859	Biomedical Research and Research Training	158,031	
Scripps Research Institute Dba Calibr	CAR-T SUB under R01CA208398-04	93.395	Cancer Treatment Research	70,962	
Seattle Children's Hospital	11547SUB Mod 3	93.839	Blood Diseases and Resources Research	1,024	
Seattle Children's Hospital	Subaward No. 11271SUB Mod 5	93.837	Cardiovascular Diseases Research	11,597	
Social & Scientific Systems, Inc	PHR-SSS-S-18-005423/ HHSN273201800005I	93.C11	Contract-Department of Health and Human Services-National Institutes of Health	158,887	
Sonovol, Inc	1R44HL138185-01	93.838	Lung Diseases Research	9,986	

(Continued)

UNIVERSITY OF MINNESOTA

SCHEDULE OF EXPENDITURES OF FEDERAL AWARDS
FOR THE YEAR ENDED JUNE 30, 2019

Cluster, Agency, Subagency, Direct/ Pass-through, Pass-through Entity	Award #	CFDA#	CFDA Program Title	Federal Expenditures	Subrecipient Expenditures
St. Jude Children's Research Hospital	111287250-7859268	93.395	Cancer Treatment Research	$ 19,772	$ -
St. Jude Children's Research Hospital	111978061-7877778 pr(111978051-7813588)	93.C11	Contract-Department of Health and Human Services-National Institutes of Health	154,219	
Stanford University	61595906-126418	93.866	Aging Research	35,628	
Stanford University	61626839-127916	93.866	Aging Research	58,078	
Stanford University	61867425-125439	93.853	Extramural Research Programs in the Neurosciences and Neurological Disorders	131,161	
Stanford University	61909337-133224/R01AG059791 Amd 1	93.866	Aging Research	16,622	
Tda Research, Inc	6103.002.RB.UMN.18.01	93.121	Oral Diseases and Disorders Research	133,426	
Temple University	259909-UMN Am 4	93.361	Nursing Research	251,564	
Temple University	263158 UMinn	93.242	Mental Health Research Grants	61,183	
Texas A & M University	M1901897	93.113	Environmental Health	25,619	
Texas Tech University	18052NS	93.853	Extramural Research Programs in the Neurosciences and Neurological Disorders	7,593	
The Children's Hospital of Philadelphia	3209850817/3209850815, Amend 4	93.867	Vision Research	(1,869)	
The Children's Hospital of Philadelphia	ALTE1621/FP00021561_SUB44_01 - Mod 1	93.395	Cancer Treatment Research	4,279	
The Children's Hospital of Philadelphia	FP00013560_SUB04_08 /PO 962405-RSUB	93.395	Cancer Treatment Research	21,365	
The Children's Hospital of Philadelphia	FP00013560-SUB17-01	93.395	Cancer Treatment Research	27,083	
The Children's Hospital of Philadelphia	FP00015221_SUB233_01	93.395	Cancer Treatment Research	64,954	
The Children's Hospital of Philadelphia	FP00015221_SUB51_01	93.395	Cancer Treatment Research	48,704	
The Children's Hospital of Philadelphia	FP00017458_SUB34_01	93.395	Cancer Treatment Research	25,144	
The Children's Hospital of Philadelphia	FP00021164_SUB94_01	93.395	Cancer Treatment Research	568	
The Children's Hospital of Philadelphia	FP00023693_Sub142_01/Activity 9400710617	93.U01	Unid CFDA-Department of Health and Human Services-NIH	1,882	
The Children's Hospital of Philadelphia	NCTN Grant/U10CA180886	93.395	Cancer Treatment Research	15,000	
The Children's Hospital of Philadelphia	NCTN Grant/U10CA180886	93.395	Cancer Treatment Research	67,500	
The Children's Hospital of Philadelphia	NCTN/U10CA180886	93.395	Cancer Treatment Research	7,500	
The Children's Hospital of Philadelphia	Phase 1 PCR WO: FP00013560_SUB27_01	93.395	Cancer Treatment Research	37,938	
The Children's Hospital of Philadelphia	PO #: 962153 - RSUB	93.395	Cancer Treatment Research	30,000	
The Children's Hospital of Philadelphia	PO 961991-RSUB FP00018993_AI_SUB01_03	93.855	Allergy and Infectious Diseases Research	162,097	
The Children's Hospital of Philadelphia	PO 962928-RSUB/FP00015221_SUB333_01 A5	93.395	Cancer Treatment Research	21,543	
The Children's Hospital of Philadelphia	Subaward 27007-3200880522 - Amendment 1	93.865	Child Health and Human Development Extramural Research	8,018	
The Emmes Corporation	1UC4DK114839-01	93.847	Diabetes, Digestive, and Kidney Diseases Extramural Research	21,633	
The Emmes Corporation	1UC4DK114839-01	93.847	Diabetes, Digestive, and Kidney Diseases Extramural Research	4,247	
The Emmes Corporation	Application ID 1UC4DK114839-01	93.847	Diabetes, Digestive, and Kidney Diseases Extramural Research	75,462	
The Emmes Corporation	Collaborative Islet Transplant Registry	93.847	Diabetes, Digestive, and Kidney Diseases Extramural Research	13,966	
The George Washington University	16-B03	93.847	Diabetes, Digestive, and Kidney Diseases Extramural Research	(302)	
The George Washington University	16-M90/1 UM1 AI126617-01	93.855	Allergy and Infectious Diseases Research	2	
The George Washington University	17-B03	93.847	Diabetes, Digestive, and Kidney Diseases Extramural Research	(19,294)	
The George Washington University	17-M42	93.855	Allergy and Infectious Diseases Research	20,909	
The George Washington University	18-B03/5U01DK094176-07 Am1	93.847	Diabetes, Digestive, and Kidney Diseases Extramural Research	275,554	
The George Washington University	Clinical Center #28/R01DK104845	93.847	Diabetes, Digestive, and Kidney Diseases Extramural Research	3,301	
The George Washington University	S-EDS1516-AT49 Amend #4/R01DK104845	93.847	Diabetes, Digestive, and Kidney Diseases Extramural Research	26,623	
The George Washington University	S-GRD1617-AT42/4U01DK098246-05	93.847	Diabetes, Digestive, and Kidney Diseases Extramural Research	(7)	
The George Washington University	S-GRD1718-SC28/S-GRD1819-SC28	93.847	Diabetes, Digestive, and Kidney Diseases Extramural Research	665,956	
The George Washington University	S-GRD1718-SC42	93.847	Diabetes, Digestive, and Kidney Diseases Extramural Research	219,884	
The George Washington University	S-GRD1819-SC42	93.847	Diabetes, Digestive, and Kidney Diseases Extramural Research	1,123,009	
The Nathan S. Kline Inst for Psychiatric Research	26526	93.242	Mental Health Research Grants	53,391	
The Ohio State University	60045865 Am3/PO RF01417791	93.393	Cancer Cause and Prevention Research	1,000	
The Ohio State University	60067165	93.847	Diabetes, Digestive, and Kidney Diseases Extramural Research	1,011	
The Ohio State University	Sub 60064928 Amend 1 - PO RF01532505	93.393	Cancer Cause and Prevention Research	101,739	
The Ohio State University	Subaward 60068681	93.847	Diabetes, Digestive, and Kidney Diseases Extramural Research	10,204	
The Research Foundation of SUNY	100-1142202-79260	93.279	Drug Abuse and Addiction Research Programs	25,713	
The Restful Jaw Company, LLC	Swift - SBIR (Prev: STTR Phase I)	93.121	Oral Diseases and Disorders Research	68,012	
The State University of New York Buffalo	R1154222	93.859	Biomedical Research and Research Training	66,999	
The State University of New York Buffalo	R1155631	93.350	National Center for Advancing Translational Sciences	2,550	
The Univ of N Carolina at Chapel Hill	5101372 Am 5	93.855	Allergy and Infectious Diseases Research	340,440	
The Univ of N Carolina at Chapel Hill	5103484/5104528 Amend 2	93.C11	Contract-Department of Health and Human Services-National Institutes of Health	(26,741)	
The Univ of N Carolina at Chapel Hill	5104694 Am 3	93.242	Mental Health Research Grants	15,980	

(Continued)

UNIVERSITY OF MINNESOTA

SCHEDULE OF EXPENDITURES OF FEDERAL AWARDS
FOR THE YEAR ENDED JUNE 30, 2019

Cluster, Agency, Subagency, Direct/ Pass-through, Pass-through Entity	Award #	CFDA#	CFDA Program Title	Federal Expenditures	Subrecipient Expenditures
The Univ of N Carolina at Chapel Hill	5106147 amd 3	93.866	Aging Research	$ 78,734	$ -
The Univ of N Carolina at Chapel Hill	5106340 amd 2	93.C11	Contract-Department of Health and Human Services-National Institutes of Health	19,054	
The Univ of N Carolina at Chapel Hill	5107612/5R01AG044034-07	93.866	Aging Research	43,912	
The Univ of N Carolina at Chapel Hill	5108310/4R37AR049003-16	93.846	Arthritis, Musculoskeletal and Skin Diseases Research	19,250	
The Univ of N Carolina at Chapel Hill	5109014	93.865	Child Health and Human Development Extramural Research	(3,678)	
The Univ of N Carolina at Chapel Hill	5109091 Am 1	93.865	Child Health and Human Development Extramural Research	25,919	
The Univ of N Carolina at Chapel Hill	5109523	93.866	Aging Research	16,361	
The Univ of N Carolina at Chapel Hill	5109945 Am 1	93.C11	Contract-Department of Health and Human Services-National Institutes of Health	275,127	
The Univ of N Carolina at Chapel Hill	5110508	93.855	Allergy and Infectious Diseases Research	587,329	
The Univ of N Carolina at Chapel Hill	5112154	93.865	Child Health and Human Development Extramural Research	185,413	
The Univ of N Carolina at Chapel Hill	5112635 (previously 5109240)	93.C11	Contract-Department of Health and Human Services-National Institutes of Health	118,585	
The Univ of N Carolina at Chapel Hill	5112637 (previously 5109542)	93.C11	Contract-Department of Health and Human Services-National Institutes of Health	25,594	
The Univ of N Carolina at Chapel Hill	5112638 (prevously 511149)	93.C11	Contract-Department of Health and Human Services-National Institutes of Health	30,757	
The Univ of N Carolina at Chapel Hill	5112997/75N92019D00010	93.C11	Contract-Department of Health and Human Services-National Institutes of Health	125,232	
The Univ of N Carolina at Chapel Hill	5113144	93.865	Child Health and Human Development Extramural Research	8,552	
The Univ of N Carolina at Chapel Hill	5113276	93.837	Cardiovascular Diseases Research	2,354	
The Univ of N Carolina at Chapel Hill	5113871 (previously 5110653)	93.865	Child Health and Human Development Extramural Research	166,743	
The University of Alabama	000412838-107	93.121	Oral Diseases and Disorders Research	306,398	
The University of Alabama at Birmingham	000412838-114	93.121	Oral Diseases and Disorders Research	204,460	
The University of Alabama at Birmingham	000504515-SP001-SC001	93.307	Minority Health and Health Disparities Research	750,743	1,959
The University of Alabama at Birmingham	000507361-012 A01	93.838	Lung Diseases Research	10,667	
The University of Alabama at Birmingham	000511740-001 Am 1	93.837	Cardiovascular Diseases Research	120,486	
The University of Alabama at Birmingham	000521125-003	93.393	Cancer Cause and Prevention Research	417	
The University of Alabama at Birmingham	HHSN272201100036C/000406279-004 Amend 5	93.C11	Contract-Department of Health and Human Services-National Institutes of Health	76,368	
The University of Alabama at Birmingham	No Award Number	93.121	Oral Diseases and Disorders Research	3,600	
The University of Arizona	342868 Amd 2	93.855	Allergy and Infectious Diseases Research	203,900	
The University of Arizona	HHSN261201200031I/HHSN26100008/N0332191	93.C11	Contract-Department of Health and Human Services-National Institutes of Health	28,083	
The University of Iowa	Req ID W000678164/PO 1001422088 Amend 8	93.847	Diabetes, Digestive, and Kidney Diseases Extramural Research	(2,287)	
The University of Iowa	S00119-01	93.879	Medical Library Assistance	15,343	
The University of Iowa	S00159-01	93.879	Medical Library Assistance	46,585	
The University of Iowa	S00176-01	93.879	Medical Library Assistance	39,673	
The University of Iowa	S00449-01	93.879	Medical Library Assistance	48,544	
The University of Iowa	S00747-01	93.350	National Center for Advancing Translational Sciences	3,593	
The University of Iowa	Subaward #S00538-01 Amendment 03	93.847	Diabetes, Digestive, and Kidney Diseases Extramural Research	(10,073)	
The University of Iowa	W000783975/PO#1001571251 Amend 03	93.859	Biomedical Research and Research Training	26,279	
The University of Kansas	FY2016-063 AMD#7	93.C11	Contract-Department of Health and Human Services-National Institutes of Health	1,702,299	240,673
The University of New Mexico	3RX023E	93.350	National Center for Advancing Translational Sciences	64,119	
The University of New Mexico	3RY83 Am 2	93.286	Discovery and Applied Research for Technological Innovations to Improve Human Health	9,260	
The University of Toledo	F-2019-15	93.859	Biomedical Research and Research Training	6,634	
The University of Utah	10041913-028/PO #U000147097 Am 3	93.173	Research Related to Deafness and Communication Disorders	9,030	
The University of Utah	10045839-03/PO U000089277	93.310	Trans-NIH Research Support	102,273	
The University of Utah	10045839-05/PO# U000098122	93.310	Trans-NIH Research Support	7,438	
The University of Utah	Sub #10045812-01 Am 4, PO# U000130285	93.837	Cardiovascular Diseases Research	278,766	
The University of Vermont	29072SUB51721 Am 6	93.837	Cardiovascular Diseases Research	12,791	
The University of Vermont	31678SUB51767	93.077	Family Smoking Prevention and Tobacco Control Act Regulatory Research	5,656	
Thrivors LLC	19-BoneHealth-01	93.393	Cancer Cause and Prevention Research	5,000	
Tufts University	NIH003 AMD#1	93.853	Extramural Research Programs in the Neurosciences and Neurological Disorders	9,790	
U of TX Health Science Ctr at Houston	0012348B AMD#2	93.837	Cardiovascular Diseases Research	28,901	
U of TX Health Science Ctr at Houston	0012700A amendment 2	93.847	Diabetes, Digestive, and Kidney Diseases Extramural Research	32,432	
University of Illinois Chicago	16031-02 E0019212 Am 3	93.113	Environmental Health	71,283	
University of Illinois Chicago	16601-02	93.395	Cancer Treatment Research	48,102	
University of Oklahoma Health Sciences Center	RS20152564-05	93.393	Cancer Cause and Prevention Research	103,084	
University of TX M.D. Anderson Cancer Center	00004636 Am 3/PO: 3001186743	93.077	Family Smoking Prevention and Tobacco Control Act Regulatory Research	50,611	
University of Alaska Fairbanks	UAF 16-0053 P0499044 Mod 4	93.273	Alcohol Research Programs	68,460	
University of Alaska Fairbanks	UAF 18-0031/PO 0519175 mod 1 revised	93.242	Mental Health Research Grants	63,081	

(Continued)

UNIVERSITY OF MINNESOTA

SCHEDULE OF EXPENDITURES OF FEDERAL AWARDS
FOR THE YEAR ENDED JUNE 30, 2019

Cluster, Agency, Subagency, Direct/ Pass-through, Pass-through Entity	Award #	CFDA#	CFDA Program Title	Federal Expenditures	Subrecipient Expenditures
University of California, San Diego	105651703	93.847	Diabetes, Digestive, and Kidney Diseases Extramural Research	$ 86,693	$ -
University of California, San Diego	76275816 (S9001409) Amd# 003	93.113	Environmental Health	29,111	
University of California, Berkeley	00010111/7R01AI135118-02	93.855	Allergy and Infectious Diseases Research	30,668	
University of California, Berkeley	1R56AI127809-01A1 00009921	93.855	Allergy and Infectious Diseases Research	135,860	
University of California, Davis	201224310-02	93.855	Allergy and Infectious Diseases Research	19,760	
University of California, Davis	201224693-06 Am 3	93.865	Child Health and Human Development Extramural Research	29,601	
University of California, Davis	A19-1542-S001	93.837	Cardiovascular Diseases Research	23,310	
University of California, Irvine	2018-3681	93.847	Diabetes, Digestive, and Kidney Diseases Extramural Research	134,622	
University of California, San Francisco	10472sc Amd1	93.855	Allergy and Infectious Diseases Research	9,320	
University of California, San Francisco	10725SC	93.394	Cancer Detection and Diagnosis Research	42,601	
University of California, San Francisco	11298sc	93.855	Allergy and Infectious Diseases Research	19,797	
University of California, San Francisco	7597sc AMD#6	93.393	Cancer Cause and Prevention Research	15	
University of California, San Francisco	8561sc Am7	93.847	Diabetes, Digestive, and Kidney Diseases Extramural Research	45,536	
University of California, San Francisco	9300SC Am 2	93.855	Allergy and Infectious Diseases Research	3,825	
University of California, San Francisco	9441sc Amendment 2	93.853	Extramural Research Programs in the Neurosciences and Neurological Disorders	4,211	
University of California, San Francisco	9616sc Am 3	93.242	Mental Health Research Grants	8,152	
University of California, San Francisco	Subaward 8462sc Amend 4	93.855	Allergy and Infectious Diseases Research	14,877	
University of California, Santa Barbara	KK1746	93.838	Lung Diseases Research	152,157	
University of Chicago	FP056317-C AMD#8	93.837	Cardiovascular Diseases Research	50,682	
University of Chicago	FP063361 Amendment 2	93.859	Biomedical Research and Research Training	66,692	
University of Cincinnati	009844-010	93.142	NIEHS Hazardous Waste Worker Health and Safety Training	55,275	
University of Cincinnati	009844-012 Am 6	93.142	NIEHS Hazardous Waste Worker Health and Safety Training	323,980	
University of Cincinnati	010785-136086/010785-133370	93.853	Extramural Research Programs in the Neurosciences and Neurological Disorders	11,541	
University of Cincinnati	011266-136086	93.853	Extramural Research Programs in the Neurosciences and Neurological Disorders	1,287	
University of Cincinnati	011337-136086/PO L-19-4500110486	93.853	Extramural Research Programs in the Neurosciences and Neurological Disorders	3,163	
University of Cincinnati	011685-002	93.142	NIEHS Hazardous Waste Worker Health and Safety Training	8,500	
University of Colorado	FY18.209.004 Am. FY20.209.002_AMD2	93.279	Drug Abuse and Addiction Research Programs	508,830	
University of Colorado Denver	FY19.001.018	93.307	Minority Health and Health Disparities Research	22,831	
University of Colorado Denver	FY19.001.023_AMD3	93.847	Diabetes, Digestive, and Kidney Diseases Extramural Research	22,398	
University of Colorado Denver	Subaward FY19.741.001/Project 2-5-A7510	93.847	Diabetes, Digestive, and Kidney Diseases Extramural Research	4,982	
University of Connecticut	UCHC6-51155513-A4	93.865	Child Health and Human Development Extramural Research	54,594	
University of Florida	SUB00001661/R01AI141810	93.855	Allergy and Infectious Diseases Research	41,135	
University of Florida	UFDSP00010856 Amendment 3	93.853	Extramural Research Programs in the Neurosciences and Neurological Disorders	174,547	
University of Florida	UFDSP00011573, Amd No.2	93.393	Cancer Cause and Prevention Research	37,504	
University of Florida	UFDSP00011945 Amendment #1	93.853	Extramural Research Programs in the Neurosciences and Neurological Disorders	54,305	
University of Florida	UFDSP00012040 Amd 1	93.859	Biomedical Research and Research Training	157,852	
University of Illinois at Chicago	16376-01	93.394	Cancer Detection and Diagnosis Research	70,388	
University of Illinois at Chicago	16391 am 1	93.113	Environmental Health	53,074	
University of Kansas Medical Center	QB864383 AMD#4	93.865	Child Health and Human Development Extramural Research	66,558	
University of Kansas Medical Center	QT864910 AMD#4	93.865	Child Health and Human Development Extramural Research	72,204	
University of Kansas Medical Center	ZAB00020 Am 2, 5R01CA207445-03	93.396	Cancer Biology Research	10,180	
University of Kansas Medical Center	ZAC00090	93.837	Cardiovascular Diseases Research	10,614	
University of Kansas Medical Center	ZAC000B0	93.865	Child Health and Human Development Extramural Research	55,645	
University of Kentucky	3200002124-19-048 PO #7800004457	93.853	Extramural Research Programs in the Neurosciences and Neurological Disorders	8,444	
University of Maryland	45721-Z0765001	93.173	Research Related to Deafness and Communication Disorders	(64)	
University of Maryland	55359-Z0084201 Mod B	93.865	Child Health and Human Development Extramural Research	438,502	
University of Maryland	60838-Z0120201 Amendment A	93.173	Research Related to Deafness and Communication Disorders	203,199	
University of Maryland	64883-Z0158202	93.855	Allergy and Infectious Diseases Research	71,554	
University of Maryland	65183-Z0148201 Amend. B	93.279	Drug Abuse and Addiction Research Programs	20,103	
University of Maryland	68740-Z0198201/3R01HD053654-12S1 REV	93.865	Child Health and Human Development Extramural Research	55,547	
University of Miami	669357/SPC-000500 Am 2	93.396	Cancer Biology Research	7,813	
University of Miami	669586/New number: SPC-000520	93.279	Drug Abuse and Addiction Research Programs	81,628	
University of Miami	66971E Amendment 3	93.393	Cancer Cause and Prevention Research	(4,992)	
University of Miami	SPC-000258 (669331) Amd 3	93.279	Drug Abuse and Addiction Research Programs	61,764	
University of Miami	SPC-000259/Formerly 669093	93.847	Diabetes, Digestive, and Kidney Diseases Extramural Research	6,929	

(Continued)

UNIVERSITY OF MINNESOTA

SCHEDULE OF EXPENDITURES OF FEDERAL AWARDS
FOR THE YEAR ENDED JUNE 30, 2019

Cluster, Agency, Subagency, Direct/ Pass-through, Pass-through Entity	Award #	CFDA#	CFDA Program Title	Federal Expenditures	Subrecipient Expenditures
University of Michigan	3002948034 Amend 4	93.853	Extramural Research Programs in the Neurosciences and Neurological Disorders	$ 223	$ -
University of Michigan	3003647173 Am 5	93.286	Discovery and Applied Research for Technological Innovations to Improve Human Health	26,145	
University of Michigan	3003917272	93.310	Trans-NIH Research Support	110,398	
University of Michigan	3004645882	93.865	Child Health and Human Development Extramural Research	(437)	
University of Michigan	3004674858-PNT Am 69	93.853	Extramural Research Programs in the Neurosciences and Neurological Disorders	41,538	16,820
University of Michigan	3005072506	93.394	Cancer Detection and Diagnosis Research	38,531	
University of Michigan	3005302606 Am2/5U01AG009740-30	93.866	Aging Research	2,939,473	
University of Michigan	NIMASTER-5000002947 Amendment 70	93.853	Extramural Research Programs in the Neurosciences and Neurological Disorders	45,758	2,849
University of Michigan	SUBK00004108-ESETT	93.853	Extramural Research Programs in the Neurosciences and Neurological Disorders	21,444	
University of Michigan	SUBK00007162/PO 3005250935	93.866	Aging Research	20,734	
University of Michigan	SUBK00007941	93.077	Family Smoking Prevention and Tobacco Control Act Regulatory Research	19,412	
University of Michigan	SUBK00008190	93.394	Cancer Detection and Diagnosis Research	182,533	17,699
University of Michigan	SUBK00009470	93.853	Extramural Research Programs in the Neurosciences and Neurological Disorders	32,328	
University of Michigan	SUBK00009775	93.279	Drug Abuse and Addiction Research Programs	99,272	
University of Michigan	SUBK00009776 PO# 3005049085 Am 1	93.279	Drug Abuse and Addiction Research Programs	18,106	
University of Michigan	SUBK00009845 - PO3005076034 Am 2	93.393	Cancer Cause and Prevention Research	10,799	
University of Michigan	SUBK00009920 amd 1	93.865	Child Health and Human Development Extramural Research	27,480	
University of Michigan	SUBK9210CSPR-001 Am 2	93.853	Extramural Research Programs in the Neurosciences and Neurological Disorders	79,506	73,045
University of Missouri	C00054503-1 am3	93.121	Oral Diseases and Disorders Research	71,068	
University of Missouri	C00054822-1/R01GM119932	93.859	Biomedical Research and Research Training	79,034	
University of Missouri	C00062555-1	93.879	Medical Library Assistance	24,306	
University of Nebraska Medical Center	34-2001-2002-001 Am 3	93.855	Allergy and Infectious Diseases Research	44,124	
University of Nebraska-Lincoln	24-0524-0055-002 Amend 5	93.279	Drug Abuse and Addiction Research Programs	13,772	
University of Nebraska-Lincoln	34-5321-2003-010 Am 4	93.865	Child Health and Human Development Extramural Research	2,737	
University of North Texas	RF00115-2018-0384/PO#HS763-0000146819	93.307	Minority Health and Health Disparities Research	7,125	
University of Notre Dame	203215UMN Am 2	93.866	Aging Research	38,616	
University of Pennsylvania	569701 PO: 3714109	93.866	Aging Research	341,480	
University of Pennsylvania	572516 PO# 4031302 Amd 1	93.837	Cardiovascular Diseases Research	15,898	
University of Pennsylvania	574485/3U01DK103225-05S1 Am1	93.847	Diabetes, Digestive, and Kidney Diseases Extramural Research	30,603	
University of Pennsylvania	574590 Amd 3/PO 4107414	93.847	Diabetes, Digestive, and Kidney Diseases Extramural Research	40,080	
University of Pennsylvania	576151 (previously 573518) PO4221660	93.307	Minority Health and Health Disparities Research	13,884	
University of Pittsburgh	00052180 (128591-2)	93.846	Arthritis, Musculoskeletal and Skin Diseases Research	8,648	
University of Pittsburgh	0041597(130470-6)	93.837	Cardiovascular Diseases Research	22,299	
University of Pittsburgh	0047227 (130849-2)	93.847	Diabetes, Digestive, and Kidney Diseases Extramural Research	17,257	
University of Pittsburgh	0050925 (127001-1) Amend 3	93.846	Arthritis, Musculoskeletal and Skin Diseases Research	7,499	
University of Pittsburgh	0052280 (128823-1) Am 1	93.242	Mental Health Research Grants	15,159	
University of Pittsburgh	0061690 (713658-21)	93.838	Lung Diseases Research	7,050	
University of Pittsburgh	9012549 (130129-7)	93.838	Lung Diseases Research	5,528	
University of Pittsburgh	9012549 (131692-22)	93.838	Lung Diseases Research	22,380	
University of Pittsburgh	AWD00000243 (132627-32)	93.350	National Center for Advancing Translational Sciences	38,356	
University of Rhode Island	0007491/11012018	93.855	Allergy and Infectious Diseases Research	57,063	
University of Rochester	416460 am 5	93.865	Child Health and Human Development Extramural Research	236,515	
University of Rochester	417397G/UR FAO GR510825	93.C11	Contract-Department of Health and Human Services-National Institutes of Health	25,302	
University of Rochester	417398G/UR FAOGR510826	93.C11	Contract-Department of Health and Human Services-National Institutes of Health	52,996	
University of Rochester	417466/URFAO: GR510868	93.847	Diabetes, Digestive, and Kidney Diseases Extramural Research	22,553	
University of Rochester	417516G/URFAO: GR510783	93.865	Child Health and Human Development Extramural Research	2,540	
University of Rochester	5-28754/415897 Am 5	93.279	Drug Abuse and Addiction Research Programs	5,278	
University of South Florida	1210-1078-00-A Amd 2/7R01HL125353-05	93.839	Blood Diseases and Resources Research	165,147	
University of South Florida	1210-1078-00-B Amd 2/7R01HL125353-05	93.839	Blood Diseases and Resources Research	211,986	
University of South Florida	6118-1082-00-B/1U01AG062368-01 Revised	93.866	Aging Research	21,110	
University of South Florida	6163-1017-00-AI	93.847	Diabetes, Digestive, and Kidney Diseases Extramural Research	7,260	
University of South Florida	6163-1050-00-AI	93.847	Diabetes, Digestive, and Kidney Diseases Extramural Research	5,891	
University of South Florida	PO #0000232760,0000241987 Amendment #11	93.C11	Contract-Department of Health and Human Services-National Institutes of Health	105,982	
University of Southern California	107811817	93.866	Aging Research	87,168	
University of Southern California	109626572	93.837	Cardiovascular Diseases Research	4,890	

(Continued)

UNIVERSITY OF MINNESOTA

SCHEDULE OF EXPENDITURES OF FEDERAL AWARDS
FOR THE YEAR ENDED JUNE 30, 2019

Cluster, Agency, Subagency, Direct/ Pass-through, Pass-through Entity	Award #	CFDA#	CFDA Program Title	Federal Expenditures	Subrecipient Expenditures
University of Southern California	111319089 Amendment 1	93.866	Aging Research	$ 11,194	$ -
University of Southern California	114046901 (103433103,85711621) AMD#3	93.853	Extramural Research Programs in the Neurosciences and Neurological Disorders	62,510	
University of Southern California	80643903	93.866	Aging Research	23,330	4,663
University of Southern California	Subaward 53712500 am 4 /USC PO 50251353	93.866	Aging Research	43,445	
University of Southern California	Subaward No. 78431037 am3/PO# 10474607	93.847	Diabetes, Digestive, and Kidney Diseases Extramural Research	186,546	
University of Toronto	Subgrant1 - 504069 Am 2	93.172	Human Genome Research	180,265	
University of Virginia	GB10094. 157958	93.853	Extramural Research Programs in the Neurosciences and Neurological Disorders	155,814	
University of Washington	BP025358	93.989	International Research and Research Training	16,325	16,027
University of Washington	BPO: 18306/Subaward: UWSC 9393	93.837	Cardiovascular Diseases Research	16,970	
University of Washington	BPO24439 UWSC7773 Amendment #10	93.853	Extramural Research Programs in the Neurosciences and Neurological Disorders	27,647	
University of Washington	BPO32084 UWSC8534 Am 3 & 4	93.837	Cardiovascular Diseases Research	171,115	
University of Washington	UWSC 9294 BPO#21264	93.242	Mental Health Research Grants	7,297	
University of Washington	UWSC10388/BPO30254 Amendment 1	93.847	Diabetes, Digestive, and Kidney Diseases Extramural Research	3,808	
University of Washington	UWSC10599/BPO No. 33091	93.273	Alcohol Research Programs	48,021	
University of Washington	UWSC10600/BPO No. 33095	93.273	Alcohol Research Programs	12,448	
University of Washington	UWSC10601/BPO No. 33096	93.273	Alcohol Research Programs	11,871	
University of Washington	UWSC10691	93.310	Trans-NIH Research Support	157,632	
University of Washington	UWSC10941 BPO36086	93.837	Cardiovascular Diseases Research	23,661	
University of Washington	UWSC8606 amd 7/PO# 33394 (prev #20522)	93.C11	Contract-Department of Health and Human Services-National Institutes of Health	626,380	
University of Washington	UWSC9405 BPO 18366 amd 1	93.310	Trans-NIH Research Support	6,653	
University of Washington	UWSC9907/BPO# 25356	93.989	International Research and Research Training	10,341	4,385
University of Washington	UWSC9910/BPO# 25359/33204/33209	93.389	National Center for Research Resources	136,255	84,906
University of Washington	UWSC9986/BPO#: 26006 Am 3	93.865	Child Health and Human Development Extramural Research	68,888	
University of Wisconsin-Madison	523K062, Amend 5	93.866	Aging Research	10,057	
University of Wisconsin-Madison	568K971, Amend 4	93.866	Aging Research	15,472	
University of Wisconsin-Madison	573K425 amd 5	93.866	Aging Research	315,764	
University of Wisconsin-Madison	699K451 Am 2	93.242	Mental Health Research Grants	594	
University of Wisconsin-Madison	706K694 am 4/UW sub #5101963-2	93.310	Trans-NIH Research Support	21,361	
University of Wisconsin-Madison	740K530 Am 2	93.837	Cardiovascular Diseases Research	18,830	
University of Wisconsin-Madison	754K445 Mod 1	93.C11	Contract-Department of Health and Human Services-National Institutes of Health	55,316	
University of Wisconsin-Madison	754K482 Mod 1	93.C11	Contract-Department of Health and Human Services-National Institutes of Health	318	
University of Wisconsin-Madison	754K913 Amendment 2	93.853	Extramural Research Programs in the Neurosciences and Neurological Disorders	115,980	
University of Wisconsin-Madison	756K571 AMD#1	93.866	Aging Research	(741)	
University of Wisconsin-Madison	769K016 Mod#1	93.C11	Contract-Department of Health and Human Services-National Institutes of Health	950	
University of Wisconsin-Madison	769K705 Mod#1	93.C11	Contract-Department of Health and Human Services-National Institutes of Health	4,618	
University of Wisconsin-Madison	774K745/T.O. HHSN26100011 Mod #1	93.C11	Contract-Department of Health and Human Services-National Institutes of Health	69,580	
University of Wisconsin-Madison	774K756/T.O. HHSN26100011 Mod #2	93.C11	Contract-Department of Health and Human Services-National Institutes of Health	2,295	
University of Wisconsin-Madison	815K242	93.867	Vision Research	6,955	
University of Wisconsin-Madison	832K860	93.866	Aging Research	59,931	
University of Wisconsin-Madison	844K664/1P01AI132132-01A1	93.855	Allergy and Infectious Diseases Research	9,114	
University of Wisconsin-Madison	Agreement 534K236 Amendment 3	93.C11	Contract-Department of Health and Human Services-National Institutes of Health	(2,368)	
UT Southwestern Medical Center at Dallas	GMO 170303	93.859	Biomedical Research and Research Training	102,634	
UT Southwestern Medical Center at Dallas	GMO 190910 PO 000001599A Am2	93.837	Cardiovascular Diseases Research	22,473	
Vanderbilt University	2230-015244 (UNIV59125)	93.350	National Center for Advancing Translational Sciences	15,079	
Vanderbilt University	UNIV60508	93.393	Cancer Cause and Prevention Research	108,622	
Vanderbilt University	VUMC 55150 Amend 2	93.242	Mental Health Research Grants	(2,138)	
Vanderbilt University Medical Center	VUMC67586/PO4019022001 Amendment 1	93.393	Cancer Cause and Prevention Research	42,914	
Venture Well, LLC	17RWSK002	93.C11	Contract-Department of Health and Human Services-National Institutes of Health	3,484	
Vigilant Diagnostics, LLC	00059978 am 1	93.361	Nursing Research	66,558	
Wake Forest University	101720-551083	93.866	Aging Research	99,903	
Wake Forest University	5U54DA031659-08	93.077	Family Smoking Prevention and Tobacco Control Act Regulatory Research	2,313,166	954,371
Wake Forest University	WFUHS 114050 AMD 4	93.847	Diabetes, Digestive, and Kidney Diseases Extramural Research	9,588	
Wake Forest University	WFUHS 114489 (prev114488 ,14486,114487)	93.837	Cardiovascular Diseases Research	23,773	
Wake Forest University	WFUHS 115478 Am 1	93.866	Aging Research	23,390	
Wake Forest University	WFUHS 116829 AMD#3	93.837	Cardiovascular Diseases Research	17,520	

(Continued)

UNIVERSITY OF MINNESOTA

SCHEDULE OF EXPENDITURES OF FEDERAL AWARDS
FOR THE YEAR ENDED JUNE 30, 2019

Cluster, Agency, Subagency, Direct/ Pass-through, Pass-through Entity	Award #	CFDA#	CFDA Program Title	Federal Expenditures	Subrecipient Expenditures
Wake Forest University	WFUHS 330159	93.C11	Contract-Department of Health and Human Services-National Institutes of Health	$ 168,272	$ -
Wake Forest University	WFUHS 552702 Amd 1	93.866	Aging Research	67,243	
Washington State University	127687 G003651 Amendment E	93.307	Minority Health and Health Disparities Research	61,298	
Washington State University	130996 G003858 Amd A	93.273	Alcohol Research Programs	38,047	
Washington State University	132471 G003958	93.866	Aging Research	17,524	
Washington University in St. Louis	Subaward No. WU-18-209-MOD-1/PO 2935104E	93.866	Aging Research	5,102	
Washington University in St. Louis	WU-16-157 MOD-3/ PO# 2928578A	93.242	Mental Health Research Grants	135,636	
Washington University in St. Louis	WU-17-264-MOD-3	93.839	Blood Diseases and Resources Research	2,900	
Washington University in St. Louis	WU-17-375-MOD-4	93.859	Biomedical Research and Research Training	(2,355)	
Washington University in St. Louis	WU-18-233/3U01AG052564-02S1 PO2935126E	93.866	Aging Research	(323)	
Washington University in St. Louis	WU-18-388-MOD-1 PO#2935385E	93.273	Alcohol Research Programs	46,543	
Washington University in St. Louis	WU-18-436	93.866	Aging Research	14,321	
Washington University in St. Louis	WU-18-455 PO 2935522E	93.242	Mental Health Research Grants	705,946	
Washington University in St. Louis	WU-19-21 PO 2933747G	93.866	Aging Research	745,050	
Washington University in St. Louis	WU-19-378 PO 2934940G	93.866	Aging Research	73,975	
Westat, Inc	6426-S06	93.C11	Contract-Department of Health and Human Services-National Institutes of Health	48,201	
Westat, Inc	Subcontract No. 6410	93.C11	Contract-Department of Health and Human Services-National Institutes of Health	3,507	
Westat, Inc	Subcontract No. 8954	93.C11	Contract-Department of Health and Human Services-National Institutes of Health	4,314	
Xeris Pharmaceuticals, Inc	820966 AMD#2	93.853	Extramural Research Programs in the Neurosciences and Neurological Disorders	98,060	
Yale University	GK000190 (CON-80000491)	93.242	Mental Health Research Grants	28,684	
Yale University	GR104981 (CON - 80001583)	93.837	Cardiovascular Diseases Research	7,835	
Yale University	GR105476 (CON-80001682)	93.866	Aging Research	6,250	
Department of Health and Human Services, Substance Abuse and Mental Health Services Administration					
Direct	1H79TI08900-01	93.788	Opioid STR	28,405	
Passthrough:					
MN Department of Human Services	PTK% 151061	93.958	Block Grants for Community Mental Health Services	4,716	
Department of Homeland Security					
Direct	HSHQDC-17-A-B0007/HSHQDC-17-J-00436	97.CXX	Contract-Department of Homeland Security	165,178	
Direct	HSHQDC-17-A-B0007/HSIGAQ-17-J-00043	97.CXX	Contract-Department of Homeland Security	70,567	
Department of Homeland Security, Science and Technology					
Direct	2010-ST-061-FD0001-06 AMD #4	97.061	Centers for Homeland Security	39,707	
Department of Justice, Office of Justice Programs					
Direct	2014-IJ-CX-0010	16.560	National Institute of Justice Research, Evaluation, and Development Project Grants	68,028	24,576
Passthrough:					
The University of Iowa	g/p # 15701800 /PO# 1001910930 Am 01	16.560	National Institute of Justice Research, Evaluation, and Development Project Grants	51,501	
Department of the Interior					
Direct	CON000000071526 (USDI LOU-Steinman,B)	15.CXX	Contract-Department of the Interior	2,005	
Direct	CON000000072414 (USDI BIA Nat'l Adv Silviculture Prog)	15.UXX	Unid CFDA-Department of the Interior	12,762	
Direct	CON000000072413 (USDI BIA Nat'l Adv Silviculture Prog)	15.UXX	Unid CFDA-Department of the Interior	2,651	
Department of the Interior, Bureau of Land Management					
Passthrough:					
Stanford University	#61690184-131948	15.231	Fish, Wildlife and Plant Conservation Resource Management	2,884	
Department of the Interior, National Park Service					
Direct	P15AC00003 Mod 05	15.945	Cooperative Research and Training Programs Resources of the National Park System	44,110	
Direct	P16AC00858	15.945	Cooperative Research and Training Programs Resources of the National Park System	29,713	
Direct	P16AC01710	15.945	Cooperative Research and Training Programs Resources of the National Park System	18,208	6,847
Direct	P16AC01721 Mod No. 01	15.945	Cooperative Research and Training Programs Resources of the National Park System	35,861	
Direct	P17AC000250	15.945	Cooperative Research and Training Programs Resources of the National Park System	41,654	
Direct	P17AC00246 mod 0004	15.945	Cooperative Research and Training Programs Resources of the National Park System	62,852	
Direct	P17AC00470	15.945	Cooperative Research and Training Programs Resources of the National Park System	60,523	
Direct	P17AC01116	15.945	Cooperative Research and Training Programs Resources of the National Park System	76,870	
Direct	P17AC01153	15.945	Cooperative Research and Training Programs Resources of the National Park System	58,209	
Direct	P18AC00073	15.945	Cooperative Research and Training Programs Resources of the National Park System	64,103	
Direct	P18AC00222	15.945	Cooperative Research and Training Programs Resources of the National Park System	11,723	

(Continued)

UNIVERSITY OF MINNESOTA

SCHEDULE OF EXPENDITURES OF FEDERAL AWARDS
FOR THE YEAR ENDED JUNE 30, 2019

Cluster, Agency, Subagency, Direct/ Pass-through, Pass-through Entity	Award #	CFDA#	CFDA Program Title	Federal Expenditures	Subrecipient Expenditures
Department of the Interior, U.S. Fish and Wildlife Service					
Direct	F15AC00497	15.649	Service Training and Technical Assistance (Generic Training)	$ 152,780	$ -
Direct	F15AP01056	15.657	Endangered Species Conservation Recovery Implementation Funds	430	
Direct	F16AC00053	15.655	Migratory Bird Monitoring, Assessment and Conservation	15,120	
Direct	F16AC00214	15.647	Migratory Bird Conservation	13,602	
Direct	F16AC00284	15.657	Endangered Species Conservation Recovery Implementation Funds	55,004	
Direct	F16AC01042	15.678	Cooperative Ecosystem Studies Units	15,401	
Direct	F16AP01000	15.608	Fish and Wildlife Management Assistance	(222)	
Direct	F17AC00105 Mod 1	15.647	Migratory Bird Conservation	44,175	
Direct	F17AC00778	15.662	Great Lakes Restoration	43,295	
Direct	F18AC00038 Amd 1	15.678	Cooperative Ecosystem Studies Units	41,635	
Direct	F18AC00650	15.678	Cooperative Ecosystem Studies Units	120,000	
Direct	F18AC00817	15.678	Cooperative Ecosystem Studies Units	11,348	
Direct	F18AC00875	15.662	Great Lakes Restoration	1,287	
Direct	F18AC00960	15.678	Cooperative Ecosystem Studies Units	4,039	
Direct	F19AC00289	15.662	Great Lakes Restoration	11,355	
Passthrough:					
Ball State University	F19AC00023	15.678	Cooperative Ecosystem Studies Units	41,034	
Ball State University	No Award Number	15.662	Great Lakes Restoration	43,202	
Grand Portage Band of Chippewa Indians	No Award Number	15.639	Tribal Wildlife Grants	12,269	
MN Department of Natural Resources	105660/3000089448	15.608	Fish and Wildlife Management Assistance	118,238	
MN Department of Natural Resources	131122/3000121842	15.662	Great Lakes Restoration	92,712	
MN Department of Natural Resources	141275/3000131563	15.655	Migratory Bird Monitoring, Assessment and Conservation	16,135	
MN Department of Natural Resources	3000118998; SWIFT# _128716	15.634	State Wildlife Grants	46	
MN Department of Natural Resources	3000137091/Contract _144944	15.634	State Wildlife Grants	36,342	
Department of the Interior, U.S. Geological Survey					
Direct	CON000000074382 USGS Till Study Phase I & II	15.808	U.S. Geological Survey Research and Data Collection	2,498	
Direct	140G0218P0277/0040392768	15.808	U.S. Geological Survey Research and Data Collection	23,846	
Direct	G14AC00083	15.812	Cooperative Research Units	38,547	
Direct	G15AC00341	15.808	U.S. Geological Survey Research and Data Collection	14,552	
Direct	G15AC00421	15.808	U.S. Geological Survey Research and Data Collection	21,564	
Direct	G16AC00236	15.812	Cooperative Research Units	20,074	
Direct	G16AC00390 0001	15.808	U.S. Geological Survey Research and Data Collection	10,785	
Direct	G16AP00064	15.805	Assistance to State Water Resources Research Institutes	84,609	
Direct	G17AC00027	15.812	Cooperative Research Units	101	
Direct	G17AC00349	15.808	U.S. Geological Survey Research and Data Collection	7,802	
Direct	G18AC00017	15.808	U.S. Geological Survey Research and Data Collection	45,895	
Direct	G18AC00177	15.810	National Cooperative Geologic Mapping	99,445	
Direct	G18AC00213	15.808	U.S. Geological Survey Research and Data Collection	72,127	
Direct	G18AC00345	15.808	U.S. Geological Survey Research and Data Collection	8,404	
Direct	G18AC00352	15.805	Assistance to State Water Resources Research Institutes	42,518	
Direct	G19AC00043	15.808	U.S. Geological Survey Research and Data Collection	49,504	
Passthrough:					
America View Incorporated	AV18-MN-01	15.815	National Land Remote Sensing Education Outreach and Research	23,149	
Central Michigan University	F63741	15.808	U.S. Geological Survey Research and Data Collection	67,606	
University of California, Santa Barbara	KK1650 Amd 03	15.808	U.S. Geological Survey Research and Data Collection	31,389	
University of Massachusetts	12-007036 B	15.820	National and Regional Climate Adaptation Science Centers	137,361	
Department of the Treasury					
Direct	CON000000075778 (Fed Reserve-Kleiner,M)	21.CXX	Contract-Department of the Treasury	15,165	
Department of Transportation					
Direct	DTFH6117P00009	20.CXX	Contract-Department of Transportation	28,804	
Passthrough:					
MN Department of Transportation	MnDOT Contract No 1003325 W.O. 38	20.CXX	Contract-Department of Transportation	80,062	
MN Metropolitan Council	18I030	20.CXX	Contract-Department of Transportation	41,633	
Transportation Research Board	TRANSIT-84/SUB0000823 mod 4	20.CXX	Contract-Department of Transportation	5,403	

(Continued)

UNIVERSITY OF MINNESOTA

SCHEDULE OF EXPENDITURES OF FEDERAL AWARDS
FOR THE YEAR ENDED JUNE 30, 2019

Cluster, Agency, Subagency, Direct/ Pass-through, Pass-through Entity	Award #	CFDA#	CFDA Program Title	Federal Expenditures	Subrecipient Expenditures
University of Wisconsin-Superior	GS Lake Study-UMD-001 - PO#0000008497	20.CXX	Contract-Department of Transportation	$ 8,000	$ -
University of Wisconsin-Superior	GSY1-UMD-001	20.CXX	Contract-Department of Transportation	5,826	
Department of Transportation, Federal Aviation Administration					
Direct	17-G-009	20.108	Aviation Research Grants	62,953	
Department of Transportation, Federal Highway Administration					
Passthrough:					
MN Department of Transportation	1003325 Work Order 99	20.200	Highway Research and Development Program	73,297	
Transportation Research Board	HR 20-119/PO SUB0001001 Unit 905 MOD#2	20.200	Highway Research and Development Program	169,256	43,666
Department of Transportation, Office of the Secretary					
Direct	DTRT13-G-UTC35 Modification 2	20.701	University Transportation Centers Program	749,503	138,347
Passthrough:					
Florida Atlantic University	RR-K78/FAU SP#16-532 am2	20.701	University Transportation Centers Program	123,524	
Michigan State University	RC103194UMN am 5	20.701	University Transportation Centers Program	9,860	
Department of Veterans Affairs					
Direct	NS Prog VA Res IPA's	64.UXX	Unid CFDA-Department of Veterans Affairs	115,961	129
Direct	36C24E18C0023/PO 501D96017	64.CXX	Contract-Department of Veterans Affairs	151,487	
Direct	36C24E18P0088/PO #618D82024	64.CXX	Contract-Department of Veterans Affairs	5,700	
Direct	36C24E19R0004/ PO 618D92006	64.CXX	Contract-Department of Veterans Affairs	3,908	
Direct	618-D82027 VA263-16-P-2798 P00004	64.CXX	Contract-Department of Veterans Affairs	36,925	
Direct	VA240-14-D-0022/618-D72028 P00004	64.CXX	Contract-Department of Veterans Affairs	13,360	
Direct	VA240-14-D-0029/VA240-17-J-0267 P00003	64.CXX	Contract-Department of Veterans Affairs	(13,519)	
Direct	VA263-14-C-6005 P00008/656D80000	64.CXX	Contract-Department of Veterans Affairs	31,168	
Direct	VA263-14-C-6006 AMD#2	64.CXX	Contract-Department of Veterans Affairs	1,153	
Direct	VA263-15-C-0051 P00005/618-D82015	64.CXX	Contract-Department of Veterans Affairs	6,625	
Direct	VA263-17-P-2037/618D72010	64.CXX	Contract-Department of Veterans Affairs	7,125	
Environmental Protection Agency					
Direct	FP-91778501-1	66.514	Science To Achieve Results (STAR) Fellowship Program	38,776	
Direct	FP-91781701-1	66.514	Science To Achieve Results (STAR) Fellowship Program	9,053	
Direct	GL-00E0198-0	66.469	Great Lakes Program	596,916	3,070
Direct	RD-83542201	66.509	Science To Achieve Results (STAR) Research Program	125,247	125,247
Direct	X9 - OOE02448 - 1	66.717	Source Reduction Assistance	5,510	
Direct	X9-00E02051-1	66.717	Source Reduction Assistance	32,081	
Passthrough:					
Carnegie Mellon University	1080358-364687	66.509	Science To Achieve Results (STAR) Research Program	38,469	
Carnegie Mellon University	1080358-364688	66.509	Science To Achieve Results (STAR) Research Program	13,126	
Carnegie Mellon University	1080358-364690	66.509	Science To Achieve Results (STAR) Research Program	87,456	
Central Michigan University	F63354	66.469	Great Lakes Program	20,720	
Central Michigan University	Sub. # F62951	66.469	Great Lakes Program	392,073	22,947
Iowa State University	429-40-10C	66.509	Science To Achieve Results (STAR) Research Program	31,180	
Loyola University of Chicago	516995-UM	66.469	Great Lakes Program	48,143	
MN Department of Health	122274	66.472	Beach Monitoring and Notification Program Implementation Grants	8,043	
MN Pollution Control Agency	Contract No. 114243 (PO 3000017160)	66.605	Performance Partnership Grants	28,277	
MN Pollution Control Agency	Contract No. 150063/PO 3000023046	66.605	Performance Partnership Grants	13,310	
University of Washington	UWSC10112 amd 2	66.509	Science To Achieve Results (STAR) Research Program	59,183	
General Services Administration					
Direct	GS14H16AAP0064/GP1007319	39.CXX	Contract-General Services Administration	12,852	
National Aeronautics and Space Administration					
Direct	1616553	43.CXX	Contract-National Aeronautics and Space Administration	5,000	
Direct	1623098	43.001	Science	5,183	
Direct	80GSFC18C0004	43.CXX	Contract-National Aeronautics and Space Administration	129,912	
Direct	80NSSC17K0295 P00003	43.001	Science	463,438	268,653
Direct	80NSSC17K0430	43.001	Science	47,936	
Direct	80NSSC18K0211 P00002	43.001	Science	76,053	
Direct	80NSSC18K0261 P00003	43.012	Space Technology	217,749	134,660
Direct	80NSSC18K0742 P00002	43.001	Science	27,260	

(Continued)

UNIVERSITY OF MINNESOTA

SCHEDULE OF EXPENDITURES OF FEDERAL AWARDS
FOR THE YEAR ENDED JUNE 30, 2019

Cluster, Agency, Subagency, Direct/ Pass-through, Pass-through Entity	Award #	CFDA#	CFDA Program Title	Federal Expenditures	Subrecipient Expenditures
Direct	80NSSC18K1118	43.001	Science	$ 37,579	$ -
Direct	80NSSC18K1277	43.001	Science	130,125	
Direct	80NSSC18K1367	43.001	Science	37,734	
Direct	80NSSC18K1370 Sup P00001	43.001	Science	81,635	
Direct	80NSSC18K1393	43.001	Science	40,776	
Direct	80NSSC18K1528	43.001	Science	36,296	
Direct	80NSSC18K1744	43.001	Science	47,892	
Direct	80NSSC19K0305	43.001	Science	14,113	
Direct	80NSSC19K0306	43.001	Science	21,982	
Direct	80NSSC19K0318	43.001	Science	5,270	
Direct	80NSSC19K0959	43.001	Science	25,633	
Direct	HST-AR-14209.005-A	43.001	Science	11,274	
Direct	HST-AR-14311.001-A	43.001	Science	6,651	
Direct	HST-AR-15015.001-A, Amd 4	43.UXX	Unid CFDA-National Aeronautics and Space Administration	51,488	
Direct	HST-GO-13655.002-A	43.CXX	Contract-National Aeronautics and Space Administration	1	
Direct	HST-GO-13739.001-A	43.001	Science	56,476	
Direct	HST-GO-13828.003-A	43.001	Science	7,016	
Direct	HST-GO-14079.002-A	43.001	Science	51,591	
Direct	HST-GO-14178-009-A	43.C02	Contract-National Aeronautics and Space Administration-Space Telescope Science Institute	50,524	
Direct	HST-GO-14601.002-A	43.C02	Contract-National Aeronautics and Space Administration-Space Telescope Science Institute	5,560	
Direct	HST-GO-14610.005-A	43.C02	Contract-National Aeronautics and Space Administration-Space Telescope Science Institute	3,968	
Direct	HST-GO-14628.002-A	43.C02	Contract-National Aeronautics and Space Administration-Space Telescope Science Institute	17,361	
Direct	HST-GO-14681.004-A	43.C02	Contract-National Aeronautics and Space Administration-Space Telescope Science Institute	3,472	
Direct	HST-GO-14806.008-A	43.C02	Contract-National Aeronautics and Space Administration-Space Telescope Science Institute	21,559	
Direct	HST-GO-15067.002-A	43.UXX	Unid CFDA-National Aeronautics and Space Administration	807	
Direct	HST-GO-15076.001-A	43.UXX	Unid CFDA-National Aeronautics and Space Administration	7,432	
Direct	NNX14AK20G	43.001	Science	59,316	
Direct	NNX14AK73G	43.001	Science	120,277	
Direct	NNX14AL36A Supplement 13	43.002	Aeronautics	756,756	474,300
Direct	NNX14AP89G	43.001	Science	96,909	
Direct	NNX14AQ05G	43.001	Science	84,887	
Direct	NNX15AB38G Supplement 000011	43.007	Space Operations	164,023	
Direct	NNX15AD17A Sup 3	43.001	Science	69,637	
Direct	NNX15AF58G	43.007	Space Operations	76,350	15,929
Direct	NNX15AH71G Supp 3	43.001	Science	232,012	
Direct	NNX15AI18H Supp 8	43.008	Education	643,305	127,517
Direct	NNX15AL53G	43.001	Science	28,693	
Direct	NNX16AC37G	43.007	Space Operations	177,081	
Direct	NNX16AE03G, 000005	43.012	Space Technology	173,222	82,658
Direct	NNX16AF80G	43.001	Science	175,163	
Direct	NNX16AG67G	43.001	Science	129,476	
Direct	NNX16AH75G 000003	43.001	Science	3,711	
Direct	NNX16AI93A S000002	43.008	Education	85,195	4,989
Direct	NNX16AK90G Supplement 3	43.001	Science	340,186	
Direct	NNX16AL60G	43.001	Science	424,903	256,256
Direct	NNX16AP99G SUPP 000002	43.001	Science	115,783	
Direct	NNX17AF08A S000005	43.007	Space Operations	24,693	
Direct	NNX17AF61G	43.001	Science	122,421	
Direct	NNX17AG89G S000003	43.001	Science	338,675	201,983
Direct	NNX17AK14G	43.001	Science	370,466	101,809
Direct	NNX17AK18G	43.001	Science	347,435	68,600
Direct	NNX17AK52G	43.001	Science	60,543	
Direct	RSA 1596005	43.CXX	Contract-National Aeronautics and Space Administration	52,925	
Direct	RSA 1623699	43.001	Science	38,582	

(Continued)

UNIVERSITY OF MINNESOTA

SCHEDULE OF EXPENDITURES OF FEDERAL AWARDS
FOR THE YEAR ENDED JUNE 30, 2019

Cluster, Agency, Subagency, Direct/ Pass-through, Pass-through Entity	Award #	CFDA#	CFDA Program Title	Federal Expenditures	Subrecipient Expenditures
Passthrough:					
Aster Labs, Inc	AL17-NASASWARMPHII-01	43.CXX	Contract-National Aeronautics and Space Administration	$ 85,918	$ -
Ctr for Advancement of Science In Space	GA-2019-008	43.007	Space Operations	27,937	
G & A Technical Software, Inc	PO 30324/GATS Prime 80NSSC17K0050	43.CXX	Contract-National Aeronautics and Space Administration	9,072	
GATS, Inc	GATS-SC-180001	43.001	Science	16,028	
Georgia Institute of Technology	RH163-G1 Am 2	43.001	Science	64,061	
Georgia Institute of Technology	RK558-G3 Am 1	43.001	Science	56,754	
Johns Hopkins University	JHU/APL #137188	43.CXX	Contract-National Aeronautics and Space Administration	2,622,094	1,640,260
Michigan Technological University	1607060Z9 Am 5	43.012	Space Technology	93,509	
Montana State University	G200-19-W7671	43.012	Space Technology	4,443	
New Jersey Institute of Technology	(NP)996644	43.001	Science	25,114	
Rockwell Collins, Inc	PO 4506657316	43.CXX	Contract-National Aeronautics and Space Administration	32,371	
Smithsonian Astrophysical Observatory	G04-15119A	43.001	Science	1,577	
Space Science Institute	SUBAWD 000937	43.001	Science	2,282	
Systems Technology, Inc	NNX17CL31C	43.CXX	Contract-National Aeronautics and Space Administration	198,087	
Universities Space Research Association	SOF 04-0007 Gehrz	43.UXX	Unid CFDA-National Aeronautics and Space Administration	(29,285)	
Universities Space Research Association	SOF 05-0002 Woodward	43.CXX	Contract-National Aeronautics and Space Administration	1,189	
Universities Space Research Association	SOF 05-0005 Gehrz	43.CXX	Contract-National Aeronautics and Space Administration	55,835	
Universities Space Research Association	SOF 05-0042 Jones	43.CXX	Contract-National Aeronautics and Space Administration	1,844	
Universities Space Research Association	SOF 06-0031	43.UXX	Unid CFDA-National Aeronautics and Space Administration	1,599	
Universities Space Research Association	SOF 06-0089	43.UXX	Unid CFDA-National Aeronautics and Space Administration	2,351	
Universities Space Research Association	SOF 06-0094	43.CXX	Contract-National Aeronautics and Space Administration	26,301	
Universities Space Research Association	SOF 06-0111	43.CXX	Contract-National Aeronautics and Space Administration	1,592	
Universities Space Research Association	SOF-0015 Gehrz-1	43.UXX	Unid CFDA-National Aeronautics and Space Administration	1,127	
Universities Space Research Association	SOF-06-0004 Woodward	43.UXX	Unid CFDA-National Aeronautics and Space Administration	2,539	
Universities Space Research Association	SOFIA 05-0025 Humphreys	43.CXX	Contract-National Aeronautics and Space Administration	7,000	
University of California, San Diego	72315243/S9001299	43.001	Science	23,581	
University of California, Berkeley	00007447/975268/BB00071821	43.CXX	Contract-National Aeronautics and Space Administration	778,523	
University of California, Irvine	2016-3350 am 2	43.001	Science	78,574	
University of Rhode Island	0005979/ 032018/ NNX16AR01A	43.008	Education	132,789	
University of Wisconsin-Madison	775K972 Am 1	43.001	Science	150,199	
National Endowment for the Arts					
Direct	1849810-33-19	45.024	Promotion of the Arts Grants to Organizations and Individuals	40,000	
National Endowment for the Humanities					
Direct	FEL-258209-18	45.160	Promotion of the Humanities Fellowships and Stipends	8,554	
Direct	FEL-262037-19	45.160	Promotion of the Humanities Fellowships and Stipends	20,256	
Direct	HAA-263807-19	45.169	Promotion of the Humanities Office of Digital Humanities	1,263	
Direct	PW-264041-19	45.149	Promotion of the Humanities Division of Preservation and Access	4,994	
National Science Foundation					
Direct	BCS 1758285	47.075	Social, Behavioral, and Economic Sciences	66,165	
Direct	1762884	47.041	Engineering Grants	90,194	
Direct	1339246 Amendment 001	47.074	Biological Sciences	309,202	102,062
Direct	1440471	47.049	Mathematical and Physical Sciences	566,307	
Direct	1445850	47.050	Geosciences	33,799	
Direct	1446640 Amend 001	47.070	Computer and Information Science and Engineering	68,313	
Direct	1446998	47.050	Geosciences	29,069	
Direct	1447048 002	47.050	Geosciences	58,908	
Direct	1451957	47.050	Geosciences	33,622	
Direct	1452068 Am 003	47.049	Mathematical and Physical Sciences	64,897	
Direct	1452488	47.041	Engineering Grants	130,044	
Direct	1453538	47.041	Engineering Grants	92,724	
Direct	1454259 Am 2	47.041	Engineering Grants	93,409	
Direct	1454904 Grantee-Approved NCE	47.074	Biological Sciences	31,007	26,472
Direct	1456548	47.074	Biological Sciences	11,274	
Direct	1458060	47.076	Education and Human Resources	70,710	

(Continued)

UNIVERSITY OF MINNESOTA

SCHEDULE OF EXPENDITURES OF FEDERAL AWARDS
FOR THE YEAR ENDED JUNE 30, 2019

Cluster, Agency, Subagency, Direct/ Pass-through, Pass-through Entity	Award #	CFDA#	CFDA Program Title	Federal Expenditures	Subrecipient Expenditures
Direct	1459008	47.075	Social, Behavioral, and Economic Sciences	$ 23,448	$ -
Direct	1459717	47.050	Geosciences	30,346	
Direct	1460620 Mod 1	47.070	Computer and Information Science and Engineering	15,835	
Direct	1461006 am 002	47.050	Geosciences	29,435	28,501
Direct	1462080 003	47.041	Engineering Grants	39,678	
Direct	1462297	47.050	Geosciences	272,618	
Direct	1462408	47.041	Engineering Grants	38,871	
Direct	1462676	47.041	Engineering Grants	85,274	
Direct	1462807	47.041	Engineering Grants	63,566	
Direct	1462826	47.041	Engineering Grants	12,050	
Direct	1464376 Am 003	47.070	Computer and Information Science and Engineering	27,895	
Direct	1464711	47.049	Mathematical and Physical Sciences	74,140	
Direct	1500135	47.049	Mathematical and Physical Sciences	70,701	
Direct	1500264	47.049	Mathematical and Physical Sciences	16,319	
Direct	1503084	47.050	Geosciences	36,069	
Direct	1505111 Amendment 002	47.049	Mathematical and Physical Sciences	45,775	
Direct	1505960	47.049	Mathematical and Physical Sciences	7,683	
Direct	1505970	47.070	Computer and Information Science and Engineering	129,506	
Direct	1507048	47.049	Mathematical and Physical Sciences	22,413	
Direct	1507496 Amendment No. 001	47.049	Mathematical and Physical Sciences	113,530	
Direct	1508147	47.049	Mathematical and Physical Sciences	58,638	
Direct	1509121	47.041	Engineering Grants	154,066	
Direct	1510131 am 1	47.041	Engineering Grants	36,649	
Direct	1510154 Am 3	47.041	Engineering Grants	64,362	
Direct	1510332	47.041	Engineering Grants	39,716	
Direct	1510661	47.041	Engineering Grants	100,837	
Direct	1512267	47.049	Mathematical and Physical Sciences	1,670	
Direct	1512877	47.070	Computer and Information Science and Engineering	129,780	
Direct	1514444	47.070	Computer and Information Science and Engineering	241,686	
Direct	1515377	47.050	Geosciences	104,961	
Direct	1516565	47.049	Mathematical and Physical Sciences	98,416	
Direct	1516978	47.049	Mathematical and Physical Sciences	56,320	
Direct	1520695	47.050	Geosciences	10,221	
Direct	1521573	47.049	Mathematical and Physical Sciences	101,408	
Direct	1522657 Am 2	47.049	Mathematical and Physical Sciences	77,547	
Direct	1524814	47.076	Education and Human Resources	93,586	
Direct	1525235	47.070	Computer and Information Science and Engineering	47,310	
Direct	1525617	47.070	Computer and Information Science and Engineering	283,436	
Direct	1525953	47.070	Computer and Information Science and Engineering	92,771	
Direct	1526085	47.070	Computer and Information Science and Engineering	46,538	
Direct	1526319	47.070	Computer and Information Science and Engineering	76,123	
Direct	1526693	47.070	Computer and Information Science and Engineering	101,903	
Direct	1531330 A3	47.070	Computer and Information Science and Engineering	171,054	
Direct	1533151	47.075	Social, Behavioral, and Economic Sciences	194,438	
Direct	1534930	47.041	Engineering Grants	36,619	
Direct	1536110	47.041	Engineering Grants	63,157	
Direct	1539833	47.075	Social, Behavioral, and Economic Sciences	49,832	33,010
Direct	1540195 Amd 4	47.050	Geosciences	80,034	
Direct	1540789	47.076	Education and Human Resources	239,820	2,014
Direct	1540919	47.075	Social, Behavioral, and Economic Sciences	167,632	86,494
Direct	1541800	47.050	Geosciences	(3,830)	
Direct	1542923	47.049	Mathematical and Physical Sciences	12,042	
Direct	1543311 Am 2	47.050	Geosciences	51,785	21,000
Direct	1544887 am 004	47.070	Computer and Information Science and Engineering	280,823	588
Direct	1546727	47.074	Biological Sciences	495,787	112,860

(Continued)

UNIVERSITY OF MINNESOTA

SCHEDULE OF EXPENDITURES OF FEDERAL AWARDS
FOR THE YEAR ENDED JUNE 30, 2019

Cluster, Agency, Subagency, Direct/ Pass-through, Pass-through Entity	Award #	CFDA#	CFDA Program Title	Federal Expenditures	Subrecipient Expenditures
Direct	1551205	47.049	Mathematical and Physical Sciences	$ 164,301	$ -
Direct	1552764	47.041	Engineering Grants	123,212	
Direct	1553234	47.041	Engineering Grants	69,847	
Direct	1553255	47.041	Engineering Grants	114,896	
Direct	1554936 am 003	47.050	Geosciences	97,098	
Direct	1558308	47.075	Social, Behavioral, and Economic Sciences	117,331	
Direct	1559833	47.049	Mathematical and Physical Sciences	137,849	
Direct	1560239 am 001	47.041	Engineering Grants	138,377	
Direct	1560247	47.041	Engineering Grants	71,512	
Direct	1562006	47.041	Engineering Grants	93,433	
Direct	1563115	47.041	Engineering Grants	187,911	
Direct	1563920	47.070	Computer and Information Science and Engineering	237,980	
Direct	1563950 Mod002	47.070	Computer and Information Science and Engineering	383,462	
Direct	1566149	47.070	Computer and Information Science and Engineering	61,546	
Direct	1600685	47.049	Mathematical and Physical Sciences	114,696	
Direct	1600710 NCE	47.074	Biological Sciences	1,609	
Direct	1601350	47.049	Mathematical and Physical Sciences	35,529	
Direct	1601644	47.041	Engineering Grants	26,852	
Direct	1601771	47.049	Mathematical and Physical Sciences	58,381	
Direct	1601961	47.049	Mathematical and Physical Sciences	17,444	
Direct	1602394	47.070	Computer and Information Science and Engineering	141,385	
Direct	1602512	47.050	Geosciences	78,669	
Direct	1602633	47.050	Geosciences	10,950	
Direct	1602940	47.050	Geosciences	170,441	
Direct	1604728	47.041	Engineering Grants	103,739	
Direct	1605080	47.041	Engineering Grants	76,952	
Direct	1605191	47.041	Engineering Grants	62,178	
Direct	1605549	47.041	Engineering Grants	44,918	
Direct	1605719 Am 002	47.041	Engineering Grants	87,902	
Direct	1606820 Am 2	47.049	Mathematical and Physical Sciences	112,443	
Direct	1607318 Am 002	47.049	Mathematical and Physical Sciences	116,139	
Direct	1607381	47.049	Mathematical and Physical Sciences	188,751	
Direct	1607670 am 001	47.049	Mathematical and Physical Sciences	35,564	
Direct	1607835	47.070	Computer and Information Science and Engineering	181,403	
Direct	1608115	47.049	Mathematical and Physical Sciences	5,735	
Direct	1609459	47.049	Mathematical and Physical Sciences	124,724	
Direct	1610408	47.049	Mathematical and Physical Sciences	76,338	
Direct	1610832	47.049	Mathematical and Physical Sciences	117,770	
Direct	1611047	47.049	Mathematical and Physical Sciences	106,715	
Direct	1611680	47.049	Mathematical and Physical Sciences	29,637	
Direct	1612961	47.049	Mathematical and Physical Sciences	65,581	
Direct	1614673	47.070	Computer and Information Science and Engineering	14,975	
Direct	1616866	47.049	Mathematical and Physical Sciences	62,285	
Direct	1617718	47.070	Computer and Information Science and Engineering	51,969	
Direct	1617729	47.070	Computer and Information Science and Engineering	60,555	
Direct	1617771	47.070	Computer and Information Science and Engineering	112,590	
Direct	1618339	47.070	Computer and Information Science and Engineering	80,879	
Direct	1619254	47.070	Computer and Information Science and Engineering	179,523	
Direct	1622483, am 1	47.049	Mathematical and Physical Sciences	48,756	
Direct	1623976	47.074	Biological Sciences	13,198	
Direct	1624329	47.050	Geosciences	74,506	
Direct	1628962	47.041	Engineering Grants	48,797	
Direct	1629260	47.049	Mathematical and Physical Sciences	154,346	
Direct	1631133 am 001	47.041	Engineering Grants	340,809	
Direct	1634070	47.075	Social, Behavioral, and Economic Sciences	9,965	

(Continued)

UNIVERSITY OF MINNESOTA

SCHEDULE OF EXPENDITURES OF FEDERAL AWARDS
FOR THE YEAR ENDED JUNE 30, 2019

Cluster, Agency, Subagency, Direct/ Pass-through, Pass-through Entity	Award #	CFDA#	CFDA Program Title	Federal Expenditures	Subrecipient Expenditures
Direct	1634263	47.041	Engineering Grants	$ 163,613	$ -
Direct	1634396	47.041	Engineering Grants	121,856	
Direct	1634445	47.041	Engineering Grants	106,503	
Direct	1634894	47.041	Engineering Grants	87,943	
Direct	1636437	47.075	Social, Behavioral, and Economic Sciences	129,153	114,042
Direct	1637548	47.041	Engineering Grants	3,658	
Direct	1637875	47.070	Computer and Information Science and Engineering	144,469	
Direct	1640337	47.050	Geosciences	129,309	
Direct	1642207	47.049	Mathematical and Physical Sciences	7,553	
Direct	1643864	47.050	Geosciences	45,794	
Direct	1644748 Mod 1	47.076	Education and Human Resources	331,598	
Direct	1651575	47.070	Computer and Information Science and Engineering	160,716	
Direct	1651577	47.070	Computer and Information Science and Engineering	56,279	
Direct	1651825 Am 001	47.070	Computer and Information Science and Engineering	73,234	
Direct	1654609	47.074	Biological Sciences	23,471	
Direct	1655144 Am 001	47.074	Biological Sciences	48,263	
Direct	1655559 Amendment 001	47.074	Biological Sciences	13,773	
Direct	1656995	47.070	Computer and Information Science and Engineering	87,995	
Direct	1657009	47.070	Computer and Information Science and Engineering	91,837	
Direct	1657088	47.076	Education and Human Resources	251,532	
Direct	1657089	47.070	Computer and Information Science and Engineering	32,628	
Direct	1657891	47.075	Social, Behavioral, and Economic Sciences	177,548	
Direct	1659963 Am 003	47.050	Geosciences	113,757	19,105
Direct	1659989	47.041	Engineering Grants	95,785	
Direct	1661323 Am1	47.075	Social, Behavioral, and Economic Sciences	81,117	
Direct	1662039	47.041	Engineering Grants	78,472	
Direct	1662250	47.041	Engineering Grants	44,550	
Direct	1664297 Am 2	47.049	Mathematical and Physical Sciences	92,668	
Direct	1665389	47.049	Mathematical and Physical Sciences	105,311	
Direct	1665392 A003	47.049	Mathematical and Physical Sciences	204,710	
Direct	1700747	47.041	Engineering Grants	99,565	
Direct	1700855	47.074	Biological Sciences	6,308	
Direct	1701071	47.074	Biological Sciences	5,907	
Direct	1701072	47.074	Biological Sciences	1,503	
Direct	1702816	47.050	Geosciences	55,458	
Direct	1703439	47.041	Engineering Grants	38,533	
Direct	1704604	47.070	Computer and Information Science and Engineering	210,470	
Direct	1707578	47.049	Mathematical and Physical Sciences	212,264	
Direct	1708275	47.041	Engineering Grants	82,851	
Direct	1708768	47.041	Engineering Grants	15,586	
Direct	1708769	47.041	Engineering Grants	124,091	
Direct	1708887	47.041	Engineering Grants	54,202	
Direct	1710008	47.041	Engineering Grants	160,019	
Direct	1710024 am 001	47.049	Mathematical and Physical Sciences	96,176	
Direct	1711226	47.049	Mathematical and Physical Sciences	59,134	
Direct	1711402	47.076	Education and Human Resources	32,030	
Direct	1711471	47.041	Engineering Grants	228,482	
Direct	1712033	47.076	Education and Human Resources	106,225	
Direct	1712470	47.049	Mathematical and Physical Sciences	149,666	
Direct	1712619	47.076	Education and Human Resources	650,781	244,004
Direct	1712656	47.049	Mathematical and Physical Sciences	53,620	
Direct	1712657	47.049	Mathematical and Physical Sciences	32,747	
Direct	1712664	47.049	Mathematical and Physical Sciences	36,271	
Direct	1712706	47.049	Mathematical and Physical Sciences	59,314	
Direct	1712828	47.050	Geosciences	77,713	

(Continued)

UNIVERSITY OF MINNESOTA

SCHEDULE OF EXPENDITURES OF FEDERAL AWARDS
FOR THE YEAR ENDED JUNE 30, 2019

Cluster, Agency, Subagency, Direct/ Pass-through, Pass-through Entity	Award #	CFDA#	CFDA Program Title	Federal Expenditures	Subrecipient Expenditures
Direct	1713691	47.049	Mathematical and Physical Sciences	$ 44,428	$ -
Direct	1714196	47.074	Biological Sciences	161,829	
Direct	1714276	47.074	Biological Sciences	118,863	
Direct	1714487	47.049	Mathematical and Physical Sciences	60,250	
Direct	1714490 Am 1	47.049	Mathematical and Physical Sciences	70,889	
Direct	1714614	47.050	Geosciences	117,341	
Direct	1714805	47.070	Computer and Information Science and Engineering	15,104	
Direct	1715200 Am 001	47.070	Computer and Information Science and Engineering	93,162	
Direct	1717834	47.070	Computer and Information Science and Engineering	101,692	
Direct	1718456	47.070	Computer and Information Science and Engineering	88,024	
Direct	1719492	47.050	Geosciences	64,404	
Direct	1719694	47.049	Mathematical and Physical Sciences	114,631	
Direct	1722507 Amendment 002	47.074	Biological Sciences	290,686	
Direct	1722738	47.070	Computer and Information Science and Engineering	125,063	
Direct	1724011	47.074	Biological Sciences	39,365	
Direct	1724434	47.070	Computer and Information Science and Engineering	167	
Direct	1724781	47.050	Geosciences	119,725	
Direct	1724993 NCE	47.074	Biological Sciences	261,706	33,727
Direct	1725129	47.076	Education and Human Resources	37,690	
Direct	1725683	47.074	Biological Sciences	34,908	
Direct	1727096	47.041	Engineering Grants	121,943	
Direct	1727203	47.050	Geosciences	51,171	
Direct	1728056	47.075	Social, Behavioral, and Economic Sciences	147,584	
Direct	1728168	47.075	Social, Behavioral, and Economic Sciences	118,987	
Direct	1729589	47.049	Mathematical and Physical Sciences	127,597	
Direct	1734815	47.076	Education and Human Resources	562,323	
Direct	1736679	47.050	Geosciences	15,552	
Direct	1737918	47.049	Mathematical and Physical Sciences	24,658	
Direct	1738369	47.075	Social, Behavioral, and Economic Sciences	333,968	
Direct	1739191	47.041	Engineering Grants	406,315	
Direct	1742823	47.041	Engineering Grants	97,595	
Direct	1743329	47.041	Engineering Grants	41,486	13,640
Direct	1745638 Am 1	47.049	Mathematical and Physical Sciences	322,006	
Direct	1748102	47.074	Biological Sciences	42,269	
Direct	1748398	47.041	Engineering Grants	19,507	
Direct	1748625 Amd 2	47.074	Biological Sciences	104,593	
Direct	1749494	47.070	Computer and Information Science and Engineering	58,498	
Direct	1749727	47.050	Geosciences	143,136	
Direct	1749981	47.070	Computer and Information Science and Engineering	101,421	
Direct	1750225	47.041	Engineering Grants	105,176	
Direct	1753154	47.049	Mathematical and Physical Sciences	82,206	
Direct	1753632	47.074	Biological Sciences	10,608	
Direct	1754044	47.074	Biological Sciences	4,027	
Direct	1755498	47.050	Geosciences	240,542	
Direct	1756558	47.050	Geosciences	44,912	
Direct	1757390	47.075	Social, Behavioral, and Economic Sciences	45,552	
Direct	1757451 Am 001	47.050	Geosciences	153,017	54,406
Direct	1757916	47.070	Computer and Information Science and Engineering	95,136	
Direct	1758154	47.041	Engineering Grants	2,662	
Direct	1758814	47.050	Geosciences	60,889	
Direct	1759071	47.050	Geosciences	159,491	
Direct	1759798	47.049	Mathematical and Physical Sciences	73,119	
Direct	1763761	47.070	Computer and Information Science and Engineering	235,046	
Direct	1764186	47.049	Mathematical and Physical Sciences	74,760	
Direct	1764430	47.049	Mathematical and Physical Sciences	15,336	

(Continued)

UNIVERSITY OF MINNESOTA

SCHEDULE OF EXPENDITURES OF FEDERAL AWARDS
FOR THE YEAR ENDED JUNE 30, 2019

Cluster, Agency, Subagency, Direct/ Pass-through, Pass-through Entity	Award #	CFDA#	CFDA Program Title	Federal Expenditures	Subrecipient Expenditures
Direct	1800110	47.049	Mathematical and Physical Sciences	$ 114,897	$ -
Direct	1800355	47.049	Mathematical and Physical Sciences	36,913	
Direct	1801527	47.049	Mathematical and Physical Sciences	50,462	
Direct	1803505	47.041	Engineering Grants	1,464	
Direct	1803944	47.050	Geosciences	11,588	
Direct	1804702	47.041	Engineering Grants	81,015	
Direct	1804840	47.041	Engineering Grants	29,230	
Direct	1807461	47.070	Computer and Information Science and Engineering	41,217	
Direct	1808160	47.041	Engineering Grants	44,315	
Direct	1809194	47.041	Engineering Grants	49,635	
Direct	1809240 am 2	47.041	Engineering Grants	220,647	51,365
Direct	1809723	47.041	Engineering Grants	240,188	
Direct	1810976	47.070	Computer and Information Science and Engineering	13,393	
Direct	1811315	47.049	Mathematical and Physical Sciences	44,960	
Direct	1812695	47.070	Computer and Information Science and Engineering	35,536	
Direct	1813090	47.070	Computer and Information Science and Engineering	51,485	
Direct	1813342	47.076	Education and Human Resources	121,596	
Direct	1813526	47.050	Geosciences	67,896	
Direct	1814322	47.070	Computer and Information Science and Engineering	26,793	
Direct	1814753	47.070	Computer and Information Science and Engineering	46,882	
Direct	1814759	47.070	Computer and Information Science and Engineering	80,610	
Direct	1815584	47.074	Biological Sciences	25,571	
Direct	1815621	47.070	Computer and Information Science and Engineering	80,466	
Direct	1815757	47.070	Computer and Information Science and Engineering	72,075	
Direct	1816348	47.070	Computer and Information Science and Engineering	38,277	
Direct	1816406	47.070	Computer and Information Science and Engineering	21,959	
Direct	1816740	47.049	Mathematical and Physical Sciences	6,759	
Direct	1816917	47.049	Mathematical and Physical Sciences	138,260	
Direct	1818293	47.074	Biological Sciences	133,264	
Direct	1821266	47.049	Mathematical and Physical Sciences	48,694	
Direct	1821788	47.076	Education and Human Resources	85,686	
Direct	1822065	47.074	Biological Sciences	45,207	
Direct	1822192 Am 1	47.050	Geosciences	26,078	
Direct	1822683	47.070	Computer and Information Science and Engineering	307,658	
Direct	1823530	47.050	Geosciences	14,782	
Direct	1827517	47.041	Engineering Grants	54,620	
Direct	1827948	47.050	Geosciences	11,051	
Direct	1829168	47.075	Social, Behavioral, and Economic Sciences	18,470	
Direct	1829255	47.075	Social, Behavioral, and Economic Sciences	85,746	
Direct	1829708	47.070	Computer and Information Science and Engineering	62,518	
Direct	1829895 Amend. 1	47.050	Geosciences	78,801	
Direct	1830418 Am 001	47.049	Mathematical and Physical Sciences	50,027	
Direct	1830640	47.075	Social, Behavioral, and Economic Sciences	37,142	13,136
Direct	1830950	47.041	Engineering Grants	232,473	65,578
Direct	1831140	47.041	Engineering Grants	247,665	
Direct	1831944	47.074	Biological Sciences	157,362	
Direct	1832235	47.049	Mathematical and Physical Sciences	15,758	
Direct	1833402	47.074	Biological Sciences	144,971	
Direct	1834251	47.049	Mathematical and Physical Sciences	226,548	
Direct	1835067	47.070	Computer and Information Science and Engineering	28,088	
Direct	1836772	47.070	Computer and Information Science and Engineering	22,103	
Direct	1838159	47.070	Computer and Information Science and Engineering	185,025	
Direct	1838315 Amd 2	47.041	Engineering Grants	58,840	6,834
Direct	1839103	47.041	Engineering Grants	91,304	23,928
Direct	1839112	47.049	Mathematical and Physical Sciences	33,124	

(Continued)

UNIVERSITY OF MINNESOTA

SCHEDULE OF EXPENDITURES OF FEDERAL AWARDS
FOR THE YEAR ENDED JUNE 30, 2019

Cluster, Agency, Subagency, Direct/ Pass-through, Pass-through Entity	Award #	CFDA#	CFDA Program Title	Federal Expenditures	Subrecipient Expenditures
Direct	1839286	47.076	Education and Human Resources	$ 3,127,461	$ -
Direct	1840249	47.041	Engineering Grants	31,092	
Direct	1840818 Amendment 001	47.075	Social, Behavioral, and Economic Sciences	23,997	
Direct	1841006	47.050	Geosciences	4,691	
Direct	1841211	47.049	Mathematical and Physical Sciences	25,528	
Direct	1841363	47.041	Engineering Grants	5,047	
Direct	1841666	47.041	Engineering Grants	41,658	
Direct	1842974	47.041	Engineering Grants	34,528	
Direct	1844331	47.074	Biological Sciences	55,935	
Direct	1845364	47.070	Computer and Information Science and Engineering	1,996	
Direct	1845709	47.041	Engineering Grants	3,783	
Direct	1850871	47.075	Social, Behavioral, and Economic Sciences	965	
Direct	1850914	47.075	Social, Behavioral, and Economic Sciences	2,613	
Direct	1851990	47.049	Mathematical and Physical Sciences	37,433	
Direct	1855194	47.041	Engineering Grants	20,850	
Direct	1901802	47.049	Mathematical and Physical Sciences	5,175	
Direct	1902168	47.049	Mathematical and Physical Sciences	27,985	
Direct	1903420	47.049	Mathematical and Physical Sciences	19,340	
Direct	1903880	47.070	Computer and Information Science and Engineering	2,618	
Direct	1903968	47.070	Computer and Information Science and Engineering	52,303	
Direct	1908799	47.049	Mathematical and Physical Sciences	14,855	
Direct	1915122	47.070	Computer and Information Science and Engineering	9,818	
Direct	1915952	47.041	Engineering Grants	3,061	
Direct	1917323	47.041	Engineering Grants	1,931	
Direct	1917424	47.070	Computer and Information Science and Engineering	13,785	
Direct	1928280	47.041	Engineering Grants	24,905	
Direct	1935233	47.041	Engineering Grants	1,667	
Direct	719921825768	47.075	Social, Behavioral, and Economic Sciences	72,182	14,742
Direct	9CBET-1444745	47.041	Engineering Grants	2,382,703	1,248,496
Direct	ACI 1713200	47.070	Computer and Information Science and Engineering	8,223	
Direct	ACI-1541332	47.070	Computer and Information Science and Engineering	13,427	
Direct	aEAR-1338322	47.050	Geosciences	725,871	
Direct	AGS 1558134	47.050	Geosciences	124,977	
Direct	AGS 1752268	47.050	Geosciences	122,416	
Direct	AGS 1840891	47.050	Geosciences	15,497	
Direct	AGS-1148951 Amend 3	47.050	Geosciences	(384)	
Direct	AGS-1428257	47.050	Geosciences	65,730	
Direct	AGS-1429512	47.050	Geosciences	302,465	
Direct	ANT-1043681 (ANT 1339905)	47.078	Polar Programs	(108)	
Direct	ANT-1242027	47.078	Polar Programs	(19,209)	
Direct	AST 1714204	47.049	Mathematical and Physical Sciences	39,351	
Direct	AST 1714205	47.049	Mathematical and Physical Sciences	210,908	
Direct	AST 1716602	47.049	Mathematical and Physical Sciences	215,516	
Direct	AST 1814181 Am 002	47.049	Mathematical and Physical Sciences	11,224	
Direct	AST-1413548	47.049	Mathematical and Physical Sciences	34,478	
Direct	AST-1413610	47.049	Mathematical and Physical Sciences	1,138	
Direct	BCS-1241807 am 3	47.075	Social, Behavioral, and Economic Sciences	33,236	
Direct	BCS-1354095	47.075	Social, Behavioral, and Economic Sciences	40,598	
Direct	BCS-1420702	47.075	Social, Behavioral, and Economic Sciences	445	
Direct	BCS-1749255	47.075	Social, Behavioral, and Economic Sciences	25,441	
Direct	CBET 1700771	47.041	Engineering Grants	90,030	
Direct	CBET 1701534	47.041	Engineering Grants	62,214	
Direct	CBET 1702352	47.041	Engineering Grants	92,880	17,860
Direct	CBET 1703334	47.041	Engineering Grants	15,842	
Direct	CBET 1704332	47.041	Engineering Grants	116,832	

(Continued)

UNIVERSITY OF MINNESOTA

SCHEDULE OF EXPENDITURES OF FEDERAL AWARDS
FOR THE YEAR ENDED JUNE 30, 2019

Cluster, Agency, Subagency, Direct/ Pass-through, Pass-through Entity	Award #	CFDA#	CFDA Program Title	Federal Expenditures	Subrecipient Expenditures
Direct	CBET 1705687	47.041	Engineering Grants	$ 76,979	$ -
Direct	CBET 1706378	47.041	Engineering Grants	203,634	
Direct	CBET-1209402 am 3	47.041	Engineering Grants	50,279	
Direct	CBET-1307089	47.041	Engineering Grants	9,643	
Direct	CBET-1336164	47.041	Engineering Grants	16,289	
Direct	CBET-1350709	47.041	Engineering Grants	66,400	
Direct	CBET-1350741	47.041	Engineering Grants	43,287	
Direct	CBET-1351303	47.041	Engineering Grants	25,542	
Direct	CBET-1434016	47.041	Engineering Grants	18,354	
Direct	CBET-1434148	47.041	Engineering Grants	34,984	
Direct	CBET-1510654	47.041	Engineering Grants	48,933	
Direct	CBET-1510674	47.041	Engineering Grants	168,635	
Direct	CBET-1606008	47.041	Engineering Grants	128,188	
Direct	CCF 1617884	47.070	Computer and Information Science and Engineering	59,798	
Direct	CCF 1628929	47.070	Computer and Information Science and Engineering	85,337	
Direct	CCF 1651881 am 002	47.070	Computer and Information Science and Engineering	68,657	
Direct	CCF 1725420	47.070	Computer and Information Science and Engineering	272,762	
Direct	CCF-1029711	47.070	Computer and Information Science and Engineering	9,381	
Direct	CCF-1318093	47.070	Computer and Information Science and Engineering	(34)	
Direct	CCF-1408123	47.070	Computer and Information Science and Engineering	18,091	
Direct	CCF-1421606	47.070	Computer and Information Science and Engineering	121,541	
Direct	CCF-1438286	47.070	Computer and Information Science and Engineering	116,009	
Direct	CCF-1442686 Am 1	47.070	Computer and Information Science and Engineering	178,930	
Direct	CCF-1451986	47.070	Computer and Information Science and Engineering	(4,647)	
Direct	CCF-1525194	47.070	Computer and Information Science and Engineering	89,871	60,085
Direct	CCF-1525925 am 1	47.070	Computer and Information Science and Engineering	22,768	
Direct	CCF-1526434	47.070	Computer and Information Science and Engineering	44,877	
Direct	CCF-1553042 am 2	47.070	Computer and Information Science and Engineering	62,624	
Direct	CHE 1563324	47.049	Mathematical and Physical Sciences	116,484	
Direct	CHE 1665010 am1	47.049	Mathematical and Physical Sciences	95,251	
Direct	CHE 1665391	47.049	Mathematical and Physical Sciences	129,160	
Direct	CHE 1708173	47.049	Mathematical and Physical Sciences	299,405	
Direct	CHE 1807330	47.049	Mathematical and Physical Sciences	95,026	
Direct	CHE-1359181	47.049	Mathematical and Physical Sciences	30,580	
Direct	CHE-1413862	47.049	Mathematical and Physical Sciences	3,890,612	1,611,949
Direct	CHE-1464416 am 2	47.049	Mathematical and Physical Sciences	55,194	
Direct	CHE-1518379	47.049	Mathematical and Physical Sciences	(270)	
Direct	CHE-1552849 Am 002	47.049	Mathematical and Physical Sciences	88,605	
Direct	CMMI 1661666	47.041	Engineering Grants	68,615	
Direct	CMMI 1727757	47.041	Engineering Grants	56,971	
Direct	CMMI 1760689	47.041	Engineering Grants	72,758	
Direct	CMMI 1853512	47.041	Engineering Grants	10,000	
Direct	CMMI-1254129	47.041	Engineering Grants	105,880	
Direct	CMMI-1361868 am 002	47.041	Engineering Grants	13,338	
Direct	cmmi-1362236	47.041	Engineering Grants	3,384	
Direct	CMMI-1428318	47.041	Engineering Grants	7,443	
Direct	CMMI-1454293	47.041	Engineering Grants	83,091	
Direct	CMMI-1462862	47.041	Engineering Grants	53,685	
Direct	CMMI-1563198	47.041	Engineering Grants	151,852	
Direct	CMR 1725272	47.049	Mathematical and Physical Sciences	269,489	
Direct	CNS 1544721	47.070	Computer and Information Science and Engineering	197,019	
Direct	CNS 1829156	47.070	Computer and Information Science and Engineering	4,900	
Direct	CNS 1834882	47.070	Computer and Information Science and Engineering	13,207	
Direct	CNS-1039741 Amendment Number 011	47.070	Computer and Information Science and Engineering	15,866	
Direct	CNS-1253581	47.070	Computer and Information Science and Engineering	106,519	

(Continued)

UNIVERSITY OF MINNESOTA

SCHEDULE OF EXPENDITURES OF FEDERAL AWARDS
FOR THE YEAR ENDED JUNE 30, 2019

Cluster, Agency, Subagency, Direct/ Pass-through, Pass-through Entity	Award #	CFDA#	CFDA Program Title	Federal Expenditures	Subrecipient Expenditures
Direct	CNS-1314637	47.070	Computer and Information Science and Engineering	$ 208,694	$ 211,833
Direct	CNS-1319333	47.070	Computer and Information Science and Engineering	29,351	
Direct	CNS-1338042	47.070	Computer and Information Science and Engineering	31,891	
Direct	CNS-1347226 Amend 004	47.070	Computer and Information Science and Engineering	65,596	
Direct	CNS-1411636	47.070	Computer and Information Science and Engineering	185,727	
Direct	CNS-1421913	47.070	Computer and Information Science and Engineering	63,816	
Direct	CNS-1441639	47.070	Computer and Information Science and Engineering	9,521	
Direct	CNS-1646543	47.070	Computer and Information Science and Engineering	109,343	
Direct	CNS-1737633	47.070	Computer and Information Science and Engineering	592,199	229,557
Direct	DBI 1561390 Amendment 002	47.074	Biological Sciences	123,388	91
Direct	DBI 1561724 Amd 002	47.074	Biological Sciences	142,803	
Direct	DBI 1601461	47.074	Biological Sciences	47,526	
Direct	DBI-1451007 AM 1	47.074	Biological Sciences	58,571	
Direct	DBI-1458524	47.074	Biological Sciences	310,838	12,496
Direct	DBI-1729935	47.074	Biological Sciences	16	
Direct	DEB 1655478	47.074	Biological Sciences	135,833	
Direct	DEB 1753621 Amendment 002	47.074	Biological Sciences	39,064	
Direct	DEB 1753859 Amendment No. 001	47.074	Biological Sciences	7,173	
Direct	DEB 1754026	47.074	Biological Sciences	6,604	
Direct	DEB 1754246	47.074	Biological Sciences	2,331	
Direct	DEB-1234162 Amendment 009	47.074	Biological Sciences	1,347,635	24,618
Direct	DEB-1242531 Amend 4	47.074	Biological Sciences	153,403	
Direct	DEB-1255141 Amendment 002	47.074	Biological Sciences	55	
Direct	DEB-1257462 NCE	47.074	Biological Sciences	61,817	
Direct	DEB-1342872 Amendment 004	47.074	Biological Sciences	147,278	
Direct	DEB-1541312 Amendment 001	47.074	Biological Sciences	17,546	
Direct	DEB-1542513 Amendment 001	47.074	Biological Sciences	111,845	
Direct	DEB-1554375	47.074	Biological Sciences	98,110	
Direct	DEB-1555997 Amendment 003	47.074	Biological Sciences	42,016	
Direct	DEB-1556529 Amendment 003	47.074	Biological Sciences	165,476	
Direct	DEB-1556649 Amendment 003	47.074	Biological Sciences	155,624	
Direct	DGE-1348264	47.076	Education and Human Resources	484,360	
Direct	DGE-1545300	47.076	Education and Human Resources	94,089	
Direct	DGE-1840377	47.076	Education and Human Resources	44,038	
Direct	DMR 1452180	47.049	Mathematical and Physical Sciences	60,260	
Direct	DMR 1609782	47.049	Mathematical and Physical Sciences	110,033	
Direct	DMR 1654318	47.049	Mathematical and Physical Sciences	141,225	
Direct	DMR 1704456	47.049	Mathematical and Physical Sciences	138,180	
Direct	DMR 1708177	47.049	Mathematical and Physical Sciences	131,550	
Direct	DMR 1708874	47.049	Mathematical and Physical Sciences	141,706	
Direct	DMR 1741801	47.049	Mathematical and Physical Sciences	143,549	
Direct	DMR 1801993	47.049	Mathematical and Physical Sciences	115,171	
Direct	DMR 1806419	47.049	Mathematical and Physical Sciences	97,682	
Direct	DMR 1807124	47.049	Mathematical and Physical Sciences	60,203	
Direct	DMR 1852044	47.049	Mathematical and Physical Sciences	6,110	
Direct	DMR 1911407	47.049	Mathematical and Physical Sciences	8,868	
Direct	DMR-1104368	47.049	Mathematical and Physical Sciences	6,109	
Direct	DMR-1151529 Amend. No. 005	47.049	Mathematical and Physical Sciences	43,579	
Direct	DMR-1263316	47.049	Mathematical and Physical Sciences	19,674	
Direct	DMR-1309578	47.049	Mathematical and Physical Sciences	40,757	
Direct	DMR-1352271	47.049	Mathematical and Physical Sciences	112,712	
Direct	DMR-1408211	47.049	Mathematical and Physical Sciences	90,541	
Direct	DMR-1420013	47.049	Mathematical and Physical Sciences	3,167,431	
Direct	DMR-1511768	47.049	Mathematical and Physical Sciences	91,540	
Direct	DMR-1523036	47.049	Mathematical and Physical Sciences	101,494	

(Continued)

UNIVERSITY OF MINNESOTA

SCHEDULE OF EXPENDITURES OF FEDERAL AWARDS
FOR THE YEAR ENDED JUNE 30, 2019

Cluster, Agency, Subagency, Direct/ Pass-through, Pass-through Entity	Award #	CFDA#	CFDA Program Title	Federal Expenditures	Subrecipient Expenditures
Direct	DMR-1554609	47.049	Mathematical and Physical Sciences	$ 126,831	$ -
Direct	DMR-1608238	47.049	Mathematical and Physical Sciences	136,300	
Direct	DMR-1608937	47.049	Mathematical and Physical Sciences	82,877	
Direct	DMR-1708287	47.049	Mathematical and Physical Sciences	180,019	
Direct	DMR-1719692	47.049	Mathematical and Physical Sciences	65,389	
Direct	DMS 1612441	47.049	Mathematical and Physical Sciences	107,302	
Direct	DMS 1712564	47.049	Mathematical and Physical Sciences	60,291	
Direct	DMS 1721216	47.049	Mathematical and Physical Sciences	44,794	
Direct	DMS 1752184 Am 001	47.070	Computer and Information Science and Engineering	51,224	
Direct	DMS 1839077	47.049	Mathematical and Physical Sciences	17,300	8,663
Direct	DMS-1148634	47.049	Mathematical and Physical Sciences	1,592	
Direct	DMS-1203201	47.049	Mathematical and Physical Sciences	(2,786)	
Direct	DMS-1344235	47.049	Mathematical and Physical Sciences	185,896	
Direct	DMS-1349724 Am 5	47.049	Mathematical and Physical Sciences	86,546	
Direct	DMS-1351590	47.049	Mathematical and Physical Sciences	73,434	
Direct	DMS-1352216	47.049	Mathematical and Physical Sciences	89,966	
Direct	DMS-1362980	47.049	Mathematical and Physical Sciences	35,288	
Direct	DMS-1406279 Am 3	47.049	Mathematical and Physical Sciences	73,489	
Direct	DMS-1560699	47.049	Mathematical and Physical Sciences	33,931	
Direct	DMS-1565388	47.049	Mathematical and Physical Sciences	62,381	
Direct	DMS-1659047	47.049	Mathematical and Physical Sciences	102,197	
Direct	DMS-1661962 Am 2	47.049	Mathematical and Physical Sciences	60,785	
Direct	DMS-1665007	47.049	Mathematical and Physical Sciences	76,364	
Direct	DRL-1335883	47.076	Education and Human Resources	12,171	12,171
Direct	DRL-1417777	47.076	Education and Human Resources	542,283	48,292
Direct	DRL-1420572	47.076	Education and Human Resources	1,522	
Direct	DRL-1422917	47.076	Education and Human Resources	14,771	
Direct	DUE 1829157	47.076	Education and Human Resources	62,896	32,432
Direct	DUE-1044221	47.076	Education and Human Resources	(1,320)	
Direct	DUE-1238140 Am. 005	47.076	Education and Human Resources	160,324	155,013
Direct	DUE-1355431	47.076	Education and Human Resources	13,438	7,000
Direct	DUE-1432383	47.076	Education and Human Resources	88,887	
Direct	DUE-1432414	47.076	Education and Human Resources	470,573	
Direct	DUE-1830121	47.076	Education and Human Resources	77,123	
Direct	EAR-1109762	47.050	Geosciences	141,079	
Direct	EAR-1246761 am 022	47.050	Geosciences	612,414	371,598
Direct	EAR-1253198	47.050	Geosciences	(15)	
Direct	EAR-1337693	47.050	Geosciences	11,574	
Direct	EAR-1339505	47.050	Geosciences	1,365	
Direct	EAR-1345060	47.050	Geosciences	32,666	
Direct	EAR-1348066	47.050	Geosciences	48,425	42,462
Direct	EAR-1405030	47.050	Geosciences	2,337	
Direct	EAR-1405048	47.050	Geosciences	36,510	
Direct	EAR-1426772	47.050	Geosciences	44,220	
Direct	EAR-1447035 amend 3	47.050	Geosciences	3,681	
Direct	EAR-1462347 Amendment 004	47.050	Geosciences	48,164	
Direct	EAR-1502740	47.050	Geosciences	99,544	
Direct	EAR-1550787	47.050	Geosciences	82,254	
Direct	EAR-1550805 Am 3	47.050	Geosciences	83,359	
Direct	EAR-1550913	47.050	Geosciences	176,403	
Direct	EAR-1602788	47.050	Geosciences	8,851	
Direct	EAR-1620582	47.050	Geosciences	72,878	
Direct	EAR-1620604	47.050	Geosciences	64,787	
Direct	EAR-1624691	47.050	Geosciences	58,625	
Direct	EAR-1625422	47.050	Geosciences	115,394	

(Continued)

UNIVERSITY OF MINNESOTA

SCHEDULE OF EXPENDITURES OF FEDERAL AWARDS
FOR THE YEAR ENDED JUNE 30, 2019

Cluster, Agency, Subagency, Direct/ Pass-through, Pass-through Entity	Award #	CFDA#	CFDA Program Title	Federal Expenditures	Subrecipient Expenditures
Direct	EAR-1629734	47.050	Geosciences	$ 10,773	$ -
Direct	EAR-1642268	47.050	Geosciences	437,853	
Direct	EAR-1656969	47.050	Geosciences	68,411	
Direct	EAR-1660873 Amendment 002	47.050	Geosciences	10,201	
Direct	EAR-1754061	47.050	Geosciences	58,227	
Direct	EAR-1755805	47.050	Geosciences	115,648	
Direct	EAR-1803725 Amend 1 & 2	47.050	Geosciences	57,030	
Direct	EAR-1807165	47.050	Geosciences	4,652	
Direct	EAR-1812752	47.050	Geosciences	12,397	
Direct	EAR-1813508	47.050	Geosciences	39,764	
Direct	EAR-1827220	47.050	Geosciences	42,255	
Direct	EAR-1827277	47.050	Geosciences	81,520	
Direct	EAR-1916614	47.050	Geosciences	15,258	
Direct	ECCS 1453921	47.041	Engineering Grants	95,895	
Direct	ECCS 1610333	47.041	Engineering Grants	26,451	
Direct	ECCS-1068013	47.041	Engineering Grants	(3,000)	
Direct	ECCS-1343248	47.041	Engineering Grants	182,581	
Direct	ECCS-1351002	47.041	Engineering Grants	22,869	
Direct	ECCS-1500713	47.041	Engineering Grants	620	
Direct	ECCS-1508993 Am 1	47.041	Engineering Grants	24,258	
Direct	ECCS-1509040	47.041	Engineering Grants	53,419	
Direct	ECCS-1509277	47.041	Engineering Grants	60,141	
Direct	ECCS-1509543 Amendment 001	47.041	Engineering Grants	32,036	
Direct	ECCS-1542202	47.041	Engineering Grants	917,677	42,514
Direct	EEC-0540834 amendment 028	47.041	Engineering Grants	(257)	
Direct	EF-1241895 NCE Amendment 001	47.074	Biological Sciences	94,682	
Direct	EF-1340413	47.074	Biological Sciences	29,729	
Direct	EF-1638519 Amendment 002	47.074	Biological Sciences	195,782	
Direct	EFMA 1741660	47.041	Engineering Grants	580,197	462,049
Direct	g1544083	47.074	Biological Sciences	11,098	
Direct	GEO-1231325	47.050	Geosciences	33,225	
Direct	HRD-1201983	47.076	Education and Human Resources	18,834	13,800
Direct	HRD-1540661	47.076	Education and Human Resources	43,449	
Direct	HST-GO-13377.001-A	47.CXX	Contract-National Science Foundation	962	
Direct	ICER-1643277	47.050	Geosciences	2,426	
Direct	ICER-1740697	47.050	Geosciences	36,680	
Direct	IIP 1743428	47.041	Engineering Grants	581	
Direct	IIP 1834818	47.041	Engineering Grants	50,000	
Direct	IIP 1855021	47.041	Engineering Grants	36,773	
Direct	IIP-1332133	47.041	Engineering Grants	(757)	
Direct	IIP-1432957	47.041	Engineering Grants	(1,048)	
Direct	IIP-1439622 Am 7	47.041	Engineering Grants	460,850	
Direct	IIP-1439728 Am 11	47.041	Engineering Grants	516,974	
Direct	IIP-1745209	47.041	Engineering Grants	1,962	
Direct	IIP-1745306	47.041	Engineering Grants	4,125	
Direct	IIS 1525045	47.070	Computer and Information Science and Engineering	91,203	
Direct	IIS 1619177	47.070	Computer and Information Science and Engineering	73,855	
Direct	IIS 1755895	47.070	Computer and Information Science and Engineering	74,397	
Direct	IIS 1829786	47.070	Computer and Information Science and Engineering	16,022	
Direct	IIS-1319382	47.070	Computer and Information Science and Engineering	3,441	
Direct	IIS-1319749	47.070	Computer and Information Science and Engineering	42,084	
Direct	IIS-1320580	47.070	Computer and Information Science and Engineering	47,583	
Direct	IIS-1328722	47.070	Computer and Information Science and Engineering	284,650	
Direct	IIS-1422557	47.070	Computer and Information Science and Engineering	50,476	
Direct	IIS-1422802	47.070	Computer and Information Science and Engineering	122,414	

(Continued)

UNIVERSITY OF MINNESOTA

SCHEDULE OF EXPENDITURES OF FEDERAL AWARDS
FOR THE YEAR ENDED JUNE 30, 2019

Cluster, Agency, Subagency, Direct/ Pass-through, Pass-through Entity	Award #	CFDA#	CFDA Program Title	Federal Expenditures	Subrecipient Expenditures
Direct	IIS-1427014	47.070	Computer and Information Science and Engineering	$ 99,496	$ -
Direct	IIS-1447566	47.070	Computer and Information Science and Engineering	29,098	
Direct	IIS-1447788	47.070	Computer and Information Science and Engineering	296,978	
Direct	IIS-1704074 Am 001	47.070	Computer and Information Science and Engineering	132,624	80,450
Direct	IIS-1748541	47.070	Computer and Information Science and Engineering	95,026	
Direct	IIS-1849107	47.070	Computer and Information Science and Engineering	1,996	
Direct	IIS-1903074	47.070	Computer and Information Science and Engineering	11,836	
Direct	IOS 1556674	47.074	Biological Sciences	111,025	
Direct	IOS 1645460	47.074	Biological Sciences	78,482	
Direct	IOS-1237931 NCE	47.074	Biological Sciences	(8)	
Direct	IOS-1237993 NCE	47.074	Biological Sciences	(190)	
Direct	IOS-1238812	47.074	Biological Sciences	312,328	
Direct	IOS-1256992 Grantee Approved NCE	47.074	Biological Sciences	9,879	
Direct	IOS-1339393	47.074	Biological Sciences	(4,527)	
Direct	IOS-1353854 NCE	47.074	Biological Sciences	97,234	
Direct	IOS-1354745	47.074	Biological Sciences	81,920	
Direct	IOS-1354809 Amendment No. 001	47.074	Biological Sciences	59,942	
Direct	IOS-1452831 Amendment 003	47.074	Biological Sciences	100,578	
Direct	IOS-1656318 Amendment 002	47.074	Biological Sciences	55,716	
Direct	IOS-1802848	47.074	Biological Sciences	57,881	37,585
Direct	IOS-1914611	47.074	Biological Sciences	38,977	
Direct	MCB 1613677	47.074	Biological Sciences	122,192	
Direct	MCB 1613809 Amendment 002	47.074	Biological Sciences	125,184	
Direct	MCB 1715293	47.074	Biological Sciences	69,353	
Direct	MCB-1344188 NSF approved NCE	47.074	Biological Sciences	14,381	
Direct	MCB-1518058 NCE	47.074	Biological Sciences	218,853	
Direct	MCB-1616854	47.074	Biological Sciences	185,256	
Direct	OAC 1835530	47.070	Computer and Information Science and Engineering	126,339	
Direct	OCE 1916123	47.050	Geosciences	6,340	
Direct	OCE-1219153, 007	47.050	Geosciences	16,577	
Direct	OCE-1304148	47.050	Geosciences	16,569	
Direct	OCE-1426695	47.050	Geosciences	163,227	
Direct	OCE-1434352 Amend 001	47.050	Geosciences	14,293	
Direct	OCE-1434798	47.050	Geosciences	78,796	
Direct	OCE-1434886	47.050	Geosciences	36,493	
Direct	OCE-1623799 001	47.050	Geosciences	68,840	
Direct	OCE-1624693	47.050	Geosciences	31,392	
Direct	OCE-1635560	47.050	Geosciences	87,907	
Direct	OCE-1723658	47.050	Geosciences	104	
Direct	OCE-1736677	47.050	Geosciences	155,713	
Direct	OCE-1737368	47.050	Geosciences	202,685	
Direct	OCE-1822556 Amendment 003 & 004	47.050	Geosciences	391,166	
Direct	OCE-1822557 amend. 1 & 2	47.050	Geosciences	95,382	
Direct	OISE-1243535	47.079	Office of International Science and Engineering	96,975	82,561
Direct	OPP-1744989	47.050	Geosciences	61,650	
Direct	PHY 1705603	47.049	Mathematical and Physical Sciences	32,217	
Direct	PHY 1757388 Am 1	47.049	Mathematical and Physical Sciences	99,878	
Direct	PHY 1806630	47.049	Mathematical and Physical Sciences	127,732	
Direct	PHY 1806798	47.049	Mathematical and Physical Sciences	62,036	
Direct	PHY-1255410 am 004	47.049	Mathematical and Physical Sciences	108,481	
Direct	PHY-1344251	47.049	Mathematical and Physical Sciences	6	
Direct	PHY-1407326	47.049	Mathematical and Physical Sciences	5,573	
Direct	PHY-1460141	47.049	Mathematical and Physical Sciences	4,987	
Direct	PLR 1638970	47.050	Geosciences	803,719	
Direct	PLR-1419935 006	47.050	Geosciences	362,969	

(Continued)

UNIVERSITY OF MINNESOTA

SCHEDULE OF EXPENDITURES OF FEDERAL AWARDS
FOR THE YEAR ENDED JUNE 30, 2019

Cluster, Agency, Subagency, Direct/ Pass-through, Pass-through Entity	Award #	CFDA#	CFDA Program Title	Federal Expenditures	Subrecipient Expenditures
Direct	PLR-1559691	47.050	Geosciences	$ 2,305,598	$ 386,990
Direct	SES 1729117	47.075	Social, Behavioral, and Economic Sciences	21,692	
Direct	SES 1917198	47.075	Social, Behavioral, and Economic Sciences	500	
Direct	SES-1324875	47.075	Social, Behavioral, and Economic Sciences	55,864	
Direct	SES-1357452 Amd 8	47.075	Social, Behavioral, and Economic Sciences	1,237,715	
Passthrough:					
Adventium Labs	7004-001-001-006	47.041	Engineering Grants	35,471	
Arkansas State University	17-106-19	47.070	Computer and Information Science and Engineering	68,036	
BSCS Science Learning	18-006	47.076	Education and Human Resources	35,630	
California Institute of Technology	S386510 (Formerly 44E-1098314)	47.050	Geosciences	127,245	
Carnegie Mellon University	1122455-370030	47.075	Social, Behavioral, and Economic Sciences	12,029	
Colorado State University	G-35866-1/DEB-1413925	47.074	Biological Sciences	69,222	
Cornell University	73690-10507 Amendment #3	47.074	Biological Sciences	267,670	
Cornell University	76961-10788 and 76961- 10341	47.074	Biological Sciences	334,846	
Cornell University	7878877-10864 Am 3	47.049	Mathematical and Physical Sciences	91,129	
CRDF Global	OISE-16-62788-0	47.079	Office of International Science and Engineering	12,594	
CRDF Global	OISE-16-62789-0	47.079	Office of International Science and Engineering	392	
Dakota County Technical College	UM_DCTC PO 56712	47.076	Education and Human Resources	(239)	
Dordt College	No Award Number	47.070	Computer and Information Science and Engineering	7,673	
Farm Vision Technologies Inc	UMN-01 Am 1	47.041	Engineering Grants	15,395	
General Probiotics, Inc	1	47.041	Engineering Grants	(31)	
Iowa State University	420-72-24/420-72-45	47.041	Engineering Grants	64,169	
J. Craig Venter Institute	JCVI-18-019	47.074	Biological Sciences	3,354	
Johns Hopkins University	2003129510 Amd 3	47.075	Social, Behavioral, and Economic Sciences	147,770	
Maricopa Community Colleges	GCC02-100065287	47.076	Education and Human Resources	314,010	
Michigan State University	RC104177UMINN	47.049	Mathematical and Physical Sciences	14,245	
Michigan State University	RC108100UMN Amendment 1	47.074	Biological Sciences	75,270	
Michigan Technological University	Sub #1603040Z4 PO # P0098194	47.041	Engineering Grants	181,505	
Middle Tennessee State University	537225-7778-01 Am 1	47.076	Education and Human Resources	14,241	
Northern Arizona University	1003432-01	47.050	Geosciences	20,997	
Pennsylvania State University	5556-UM-NSF-6863	47.074	Biological Sciences	129,115	
Pennsylvania State University	5942-UM-NSF-4313	47.049	Mathematical and Physical Sciences	2,988	
Princeton University	SUB0000265	47.070	Computer and Information Science and Engineering	17,956	
Purdue University	10001257-013	47.070	Computer and Information Science and Engineering	120,689	
Sironix Renewables	No Award Number	47.041	Engineering Grants	1,529	
St. Cloud State University	PO 73798/Req 106604097	47.076	Education and Human Resources	37,933	
Stanford University	61942785-134448	47.049	Mathematical and Physical Sciences	136,326	
State Univ of New York at Stony Brook	77903-1139096-3	47.076	Education and Human Resources	587	
The Univ of N Carolina at Chapel Hill	5108646	47.074	Biological Sciences	35,682	
The University of Arizona	125164, Amendment 5	47.050	Geosciences	52,506	
The University of Arizona	377534	47.049	Mathematical and Physical Sciences	1,339	
The University of Georgia	RR093-430/S001244 Amendment #3	47.074	Biological Sciences	15,392	
The University of Texas at Austin	UTA13-000850 am2	47.050	Geosciences	2,036	
The University of Texas at Dallas	1503120 Am 3	47.075	Social, Behavioral, and Economic Sciences	18,500	
The University of Utah	10043662-S1	47.049	Mathematical and Physical Sciences	75,924	
The University of Utah	10047899-MINN/PO U000152712	47.041	Engineering Grants	116,224	
The University of Utah	Sub. 10043668-UMD	47.050	Geosciences	25,810	
Twin Cities Public Television, Inc	21231-01-03652	47.076	Education and Human Resources	114,863	
University of California, San Diego	109256450 MP invoice # S9002104	47.049	Mathematical and Physical Sciences	53,825	
University of California, San Diego	79408827 Amd 002	47.074	Biological Sciences	243,670	
University of California, Davis	A18-0585-S002-A01	47.075	Social, Behavioral, and Economic Sciences	5,325	
University of California, Santa Cruz	A16-0434-S001-P0604315	47.049	Mathematical and Physical Sciences	14,010	
University of Chicago	FP062488-01-PR Am 1	47.049	Mathematical and Physical Sciences	73,241	
University of Florida	UFDSP00011886 Project P005335	47.075	Social, Behavioral, and Economic Sciences	2,686	
University of Hawaii at Manoa	MA1349	47.075	Social, Behavioral, and Economic Sciences	6,647	

(Continued)

UNIVERSITY OF MINNESOTA

SCHEDULE OF EXPENDITURES OF FEDERAL AWARDS
FOR THE YEAR ENDED JUNE 30, 2019

Cluster, Agency, Subagency, Direct/ Pass-through, Pass-through Entity	Award #	CFDA#	CFDA Program Title	Federal Expenditures	Subrecipient Expenditures
University of Maryland	58686-Z4808003 Amendment A	47.074	Biological Sciences	$ 129,450	$ -
University of Michigan	3004214949	47.041	Engineering Grants	24,504	
University of Michigan	3004398900	47.075	Social, Behavioral, and Economic Sciences	4,894	
University of Michigan	3004628722	47.041	Engineering Grants	114,408	
University of Michigan	SUBK00008483, PO 3005200385/1805085	47.041	Engineering Grants	47,445	
University of Nebraska-Lincoln	25-0536-0049-004	47.076	Education and Human Resources	3,837	
University of Notre Dame	PHY-1219444	47.049	Mathematical and Physical Sciences	2,423	
University of Pennsylvania	CBET-1449337 - PO#3398631	47.041	Engineering Grants	52,088	
University of South Carolina	18-3488, PO 2-36691/USC 17880-FA17, Am 1	47.041	Engineering Grants	32,231	
University of South Dakota	UP1700296-UMN1	47.079	Office of International Science and Engineering	82,564	
University of Southern California	87387869	47.083	Office of Integrative Activities	95,685	
University of St. Thomas	2018-33-01	47.070	Computer and Information Science and Engineering	6,455	
University of Texas Rio Grande Valley	1523577 (1)	47.049	Mathematical and Physical Sciences	38,440	
University of Washington	UWSC 10747/BPO #34724	47.041	Engineering Grants	45,169	
University of Wisconsin-Madison	600K110 Amendment 4	47.074	Biological Sciences	186,147	
University of Wisconsin-Madison	631K050 PTE Fed#1503408 am 5	47.049	Mathematical and Physical Sciences	846,597	
University of Wisconsin-Madison	695K785 Amendment 2	47.076	Education and Human Resources	27,390	
University of Wisconsin-River Falls	2014-200	47.076	Education and Human Resources	4,423	
Virginia Tech	479852-19114	47.041	Engineering Grants	61,275	
Washington State University	133480-G003951	47.041	Engineering Grants	11,521	
Washington University in St. Louis	WU-16-283 PO#2929257A Amend 2	47.074	Biological Sciences	10,940	
Washington University in St. Louis	WU-17-125/PO# 2928138C	47.041	Engineering Grants	37,224	
Office of the Director of National Intelligence (ODNI)					
Passthrough:					
University of Memphis	A17-0190-S001 Mod 3	04.CXX	Contract-Office of the Director of National Intelligence (ODNI)	25,140	
University of Memphis	A17-0190-S006 amd 3	04.CXX	Contract-Office of the Director of National Intelligence (ODNI)	142,852	
			Total Research and Development Cluster	521,121,581	75,160,166
Student Financial Assistance					
Department of Agriculture, National Institute of Food and Agriculture					
Direct	NS Prog USDA Hatch & MultiState Research Funds	10.203	Payments to Agricultural Experiment Stations Under the Hatch Act	131,295	
Department of Education					
Direct		84.007	Federal Supplemental Educational Opportunity Grants	4,679,064	
Direct		84.033	Federal Work-Study Program	3,591,785	
Direct		84.063	Federal Pell Grant Program	44,410,738	
Direct		84.268	Federal Direct Student Loans	368,504,077	
Direct		84.379	Teacher Education Assistance for College and Higher Education Grants (TEACH Grants)	40,816	
Department of Health and Human Services					
Direct		93.342	Health Professions Student Loans, Including Primary Care Loans/Loans for Disadvantaged Students	3,795,450	
			Total Student Financial Assistance	425,153,225	-
CCDF Cluster					
Department of Health and Human Services, Administration for Children and Families					
Passthrough:					
MN Department of Human Services	114205 Am. No. 1	93.575	Child Care and Development Block Grant	42,452	
MN Department of Human Services	GRK149870	93.575	Child Care and Development Block Grant	89,420	
			Total CCDF Cluster	131,872	-

(Continued)

UNIVERSITY OF MINNESOTA

SCHEDULE OF EXPENDITURES OF FEDERAL AWARDS
FOR THE YEAR ENDED JUNE 30, 2019

Cluster, Agency, Subagency, Direct/ Pass-through, Pass-through Entity	Award #	CFDA#	CFDA Program Title	Federal Expenditures	Subrecipient Expenditures
Federal Transit Cluster					
Department of Transportation, Federal Transit Administration					
Passthrough:					
MN Metropolitan Council	SG-2016-007	20.507	Federal Transit Formula Grants	$ 111,967	$ 76,020
MN Metropolitan Council	SG-2016-008	20.507	Federal Transit Formula Grants	140,946	
			Total Federal Transit Cluster	252,913	76,020
Fish and Wildlife Cluster					
Department of the Interior, U.S. Fish and Wildlife Service					
Passthrough:					
MN Department of Natural Resources	Master 143989, W.O. 151279	15.611	Wildlife Restoration and Basic Hunter Education	23,896	
MN Department of Natural Resources	SWIFT 144148 T-Number 1929B	15.611	Wildlife Restoration and Basic Hunter Education	15,000	
MN Department of Natural Resources	SWIFT 144151 T-number 1929B	15.611	Wildlife Restoration and Basic Hunter Education	42,526	
MN Department of Natural Resources	SWIFT 144158 T-Number 1929B Amd 1	15.611	Wildlife Restoration and Basic Hunter Education	49,759	
			Total Fish and Wildlife Cluster	131,181	-
Health Center Program Cluster					
Department of Health and Human Services, Health Resources and Services Administration					
Direct	6 H80CS00241-18-01	93.224	Health Center Program (Community Health Centers, Migrant Health Centers, Health Care for the Homeless, and Public Housing Primary Care)	2,428,415	26,168
			Total Health Center Program Cluster	2,428,415	26,168
Highway Safety Cluster					
Department of Transportation, National Highway Traffic Safety Administration					
Passthrough:					
City of Duluth	Damion 2017-11576	20.600	State and Community Highway Safety	2,727	
City of Duluth	Damion 2018-12501	20.600	State and Community Highway Safety	4,871	
MN Department of Public Safety	A-ADMIN18-2018-UMREGENTS-002	20.600	State and Community Highway Safety	23,745	
MN Department of Public Safety	A-ADMIN19-2019-UMREGENTS-002	20.600	State and Community Highway Safety	50,771	
			Total Highway Safety Cluster	82,114	-
Maternal, Infant and Early Childhood Home Visiting Cluster					
Department of Health and Human Services, Health Resources and Services Administration					
Passthrough:					
MN Department of Health	Contract 141448	93.870	Maternal, Infant and Early Childhood Home Visiting Grant Program	4,950	
MN Department of Health	SWIFT Contract 147077/PO #60011	93.870	Maternal, Infant and Early Childhood Home Visiting Grant Program	172,342	
			Total Maternal, Infant and Early Childhood Home Visiting Cluster	177,292	-
Medicaid Cluster					
Department of Health and Human Services, Centers for Medicare and Medicaid Services					
Passthrough:					
MN Department of Human Services	PTK-135261	93.778	Medical Assistance Program	11,672	
			Total Medicaid Cluster	11,672	-

(Continued)

UNIVERSITY OF MINNESOTA

SCHEDULE OF EXPENDITURES OF FEDERAL AWARDS
FOR THE YEAR ENDED JUNE 30, 2019

Cluster, Agency, Subagency, Direct/ Pass-through, Pass-through Entity	Award #	CFDA#	CFDA Program Title	Federal Expenditures	Subrecipient Expenditures
SNAP Cluster					
Department of Agriculture, Food and Nutrition Service					
Passthrough:					
MN Department of Human Services	GRK%116730/300049222	10.561	State Administrative Matching Grants for the Supplemental Nutrition Assistance Program	$ 6,579,830	$ -
			Total SNAP Cluster	6,579,830	-
Special Education Cluster (IDEA)					
Department of Education, Office of Special Education and Rehabilitative Services					
Passthrough:					
MN Department of Education	103568 Am 2	84.173	Special Education Preschool Grants	169,671	
			Total Special Education Cluster (IDEA)	169,671	-
TANF Cluster					
Department of Health and Human Services, Administration for Children and Families					
Passthrough:					
MN Department of Health	No Award Number	93.558	Temporary Assistance for Needy Families	149,588	
MN Department of Human Services	GRK 135734	93.558	Temporary Assistance for Needy Families	244,653	
MN Department of Human Services	PTK 145321	93.558	Temporary Assistance for Needy Families	3,107	
			Total TANF Cluster	397,348	-
TRIO Cluster					
Department of Education, Office of Postsecondary Education					
Direct	P042A150142 - 18	84.042	TRIO Student Support Services	198,995	
Direct	P042A160173 Mod 4	84.042	TRIO Student Support Services	332,097	
Direct	P047A141195 - 18	84.047	TRIO Upward Bound	585,199	
Direct	P047A170735	84.047	TRIO Upward Bound	577,321	
Direct	P217A170152	84.217	TRIO McNair Post-Baccalaureate Achievement	285,370	
Direct	P217A170298	84.217	TRIO McNair Post-Baccalaureate Achievement	228,892	
			Total TRIO Cluster	2,207,874	-
			Total Clustered Programs	958,844,988	75,262,354
NON CLUSTERED PROGRAMS					
Operations & Maintenance					
Department of Agriculture, National Institute of Food and Agriculture					
Direct	NS Prog USDA Hatch & MultiState Research Funds	10.203	Payments to Agricultural Experiment Stations Under the Hatch Act	2,753	
			Total Operations & Maintenance	2,753	-
Public Service					
Agency for International Development					
Direct	AID-OAA-A-15-00014 MOD#21	98.001	USAID Foreign Assistance for Programs Overseas	14,282,844	10,393,574
Passthrough:					
FHI 360 Disaster Relief Fund	PO17003103 Amendment 3	98.001	USAID Foreign Assistance for Programs Overseas	526,191	
World Learning Inc	S03-AID-167-A-14-00002	98.001	USAID Foreign Assistance for Programs Overseas	53,843	
Corporation for National and Community Service					
Direct	17SRNMN001	94.002	Retired and Senior Volunteer Program	59,699	

(Continued)

UNIVERSITY OF MINNESOTA

SCHEDULE OF EXPENDITURES OF FEDERAL AWARDS
FOR THE YEAR ENDED JUNE 30, 2019

Cluster, Agency, Subagency, Direct/ Pass-through, Pass-through Entity	Award #	CFDA#	CFDA Program Title	Federal Expenditures	Subrecipient Expenditures
Department of Agriculture					
Direct	14-DG-11132762-393	10.CXX	Contract-Department of Agriculture	$ 117,777	$ -
Direct	14-DG-11132762-443	10.UXX	Unid CFDA-Department of Agriculture	190,097	
Direct	16-9794-2530-CA	10.CXX	Contract-Department of Agriculture	11,967	
Department of Agriculture, Agricultural Marketing Service					
Direct	16FMPPMN0025	10.168	Farmers Market Promotion Program	112,830	
Passthrough:					
MN Department of Agriculture	103829/18082	10.170	Specialty Crop Block Grant Program - Farm Bill	1,982	
MN Department of Agriculture	148646/PO 3000029758	10.170	Specialty Crop Block Grant Program - Farm Bill	19,138	
MN Department of Agriculture	148656/PO 3000029760	10.170	Specialty Crop Block Grant Program - Farm Bill	17,710	
MN Department of Agriculture	SWIFT 117304/PO 21765	10.170	Specialty Crop Block Grant Program - Farm Bill	9,980	
MN Department of Agriculture	SWIFT 117413/PO 21786	10.170	Specialty Crop Block Grant Program - Farm Bill	23,163	
MN Department of Agriculture	SWIFT No. 149093/PO 3000029855	10.170	Specialty Crop Block Grant Program - Farm Bill	310	
Department of Agriculture, Agricultural Research Service					
Direct	58-5030-7-052/Prime:58-5030-7-043/3TZ640	10.001	Agricultural Research Basic and Applied Research	14,835	
Department of Agriculture, Animal and Plant Health Inspection Service					
Direct	AP17VSNVSL00C018	10.025	Plant and Animal Disease, Pest Control, and Animal Care	29,541	
Direct	AP17VSNVSL00C040	10.025	Plant and Animal Disease, Pest Control, and Animal Care	104,669	
Direct	AP17VSSPRS00C137	10.025	Plant and Animal Disease, Pest Control, and Animal Care	247,041	
Direct	AP18VSNVSL00C032	10.025	Plant and Animal Disease, Pest Control, and Animal Care	318,091	
Direct	AP18VSNVSL00C038	10.025	Plant and Animal Disease, Pest Control, and Animal Care	174,197	
Department of Agriculture, Economic Research Service					
Direct	58-3000-6-0037	10.250	Agricultural and Rural Economic Research, Cooperative Agreements and Collaborations	6,053	
Direct	59-1000-6-0073 Amd 2	10.250	Agricultural and Rural Economic Research, Cooperative Agreements and Collaborations	24,627	
Direct	59-1000-9-0023	10.250	Agricultural and Rural Economic Research, Cooperative Agreements and Collaborations	1,864	
Direct	59-3000-3-0049 Amd 7	10.250	Agricultural and Rural Economic Research, Cooperative Agreements and Collaborations	24,943	24,975
Passthrough:					
Syracuse University	30643-05091-S01	10.253	Consumer Data and Nutrition Research	13,421	
Department of Agriculture, Farm Service Agency					
Direct	2018-70026-28936	10.421	Indian Tribes and Tribal Corporation Loans	19,160	
Direct	44	10.435	State Mediation Grants	113,022	
Direct	49	10.435	State Mediation Grants	284,466	
Department of Agriculture, Food and Nutrition Service					
Direct	WIC-UNIV.MN-16/WIMN-05-MN	10.578	WIC Grants To States (WGS)	747	
Passthrough:					
MN Department of Education	149325/PO 3000019027	10.574	Team Nutrition Grants	17,814	
Department of Agriculture, Food Safety and Inspection Service					
Direct	FSIS-C-28-2017	10.479	Food Safety Cooperative Agreements	94,450	
Direct	FSIS-C-28-2018	10.479	Food Safety Cooperative Agreements	141,865	
Department of Agriculture, Foreign Agricultural Service					
Direct	FX17TA-10960R007	10.960	Technical Agricultural Assistance	222,691	148,950
Direct	FX18CO-10962R035	10.962	Cochran Fellowship Program-International Training-Foreign Participant	37,173	
Direct	SR-CR-15-001	10.961	Scientific Cooperation and Research	138	
Direct	TA-CR-15-059 Amd 0001	10.960	Technical Agricultural Assistance	59,518	
Department of Agriculture, Forest Service					
Direct	17-DG-11420004-277	10.674	Wood Utilization Assistance	190,438	182,188
Direct	19-CA-11111169-029	10.674	Wood Utilization Assistance	12,241	
Passthrough:					
MN Department of Natural Resources	121410/PO 3-109137	10.664	Cooperative Forestry Assistance	46,272	
MN Department of Natural Resources	150655 Amd 2	10.675	Urban and Community Forestry Program	80,986	
MN Department of Natural Resources	Contract 135579 PO 3-125587	10.675	Urban and Community Forestry Program	80,267	

(Continued)

UNIVERSITY OF MINNESOTA

SCHEDULE OF EXPENDITURES OF FEDERAL AWARDS
FOR THE YEAR ENDED JUNE 30, 2019

Cluster, Agency, Subagency, Direct/ Pass-through, Pass-through Entity	Award #	CFDA#	CFDA Program Title	Federal Expenditures	Subrecipient Expenditures
Department of Agriculture, National Institute of Food and Agriculture					
Direct	NS Prog USDA Smith Lever Funds	10.511	Smith-Lever Funding (Various Programs)	$ 10,133,396	$ -
Direct	NS Prog USDA Renewable Resource Program Funds	10.515	Renewable Resources Extension Act and National Focus Fund Projects	82,178	
Direct	2013-41520-20940	10.500	Cooperative Extension Service	592	
Direct	2014-38413-21825	10.220	Higher Education - Multicultural Scholars Grant Program	12,912	
Direct	2014-41520-22191 Am 8	10.500	Cooperative Extension Service	278,263	39,789
Direct	2015-38640-23781	10.215	Sustainable Agriculture Research and Education	(345)	
Direct	2015-41520-23815 am 4	10.500	Cooperative Extension Service	294,257	98,964
Direct	2015-49200-24231	10.500	Cooperative Extension Service	303,661	
Direct	2015-70017-22874 Amd #1	10.311	Beginning Farmer and Rancher Development Program	186,672	
Direct	2016-38504-25568	10.319	Farm Business Management and Benchmarking Competitive Grants Program	4,123	16,946
Direct	2016-46401-25869	10.500	Cooperative Extension Service	28,888	1,963
Direct	2017-38504-27122	10.319	Farm Business Management and Benchmarking Competitive Grants Program	168,048	14,468
Direct	2017-38640-26916	10.215	Sustainable Agriculture Research and Education	45,695	
Direct	2017-41580-26921	10.500	Cooperative Extension Service	84,446	
Direct	2017-46401-27163	10.500	Cooperative Extension Service	50,636	7,276
Direct	2017-70006-27278	10.329	Crop Protection and Pest Management Competitive Grants Program	205,213	
Direct	2018-38504-28733	10.319	Farm Business Management and Benchmarking Competitive Grants Program	239,335	3,643
Direct	2018-41520-28908	10.500	Cooperative Extension Service	619,750	193,096
Direct	2018-46100-28784	10.500	Cooperative Extension Service	98,136	1,092
Direct	2018-70017-28605	10.311	Beginning Farmer and Rancher Development Program	140,104	
Direct	2018-70020-28864	10.328	National Food Safety Training, Education, Extension, Outreach, and Technical Assistance Competitive Grants Program	35,539	
Passthrough:					
Amherst H. Wilder Foundation	2017-33800-27060	10.225	Community Food Projects	11,299	
Auburn University	15-CHS-205205-UM/20154877024368	10.200	Grants for Agricultural Research, Special Research Grants	132,543	
Iowa State University	4163031C/2018-70020-28877	10.328	National Food Safety Training, Education, Extension, Outreach, and Technical Assistance Competitive Grants Program	3,296	
Iowa State University	416-41-15Y	10.200	Grants for Agricultural Research, Special Research Grants	14,403	
Iowa State University	416-41-15Z/2014-38500-22138	10.200	Grants for Agricultural Research, Special Research Grants	49,745	
Michigan State University	RC107820F	10.303	Integrated Programs	12,855	5,543
Michigan State University	RC108266UMN/2018-68008-27887	10.310	Agriculture and Food Research Initiative (AFRI)	18,957	
North Central Risk Mgmt Education Center	2018-70027-28586/Sub 25-6324-0187-013	10.500	Cooperative Extension Service	2,568	
Texas A & M University	S18-0902-502013	10.217	Higher Education - Institution Challenge Grants Program	13,195	
University of Nebraska-Lincoln	2018-70027-28586/Sub 25-6324-0187-016	10.500	Cooperative Extension Service	7,642	484
University of Nebraska-Lincoln	25-6324-0150-105	10.500	Cooperative Extension Service	7,963	
University of Nebraska-Lincoln	25-6324-0150-311/2015-49200-24226	10.500	Cooperative Extension Service	15,933	
University of Nebraska-Lincoln	25-6324-0187-009	10.500	Cooperative Extension Service	2,995	
University of Wisconsin-Madison	835K166	10.200	Grants for Agricultural Research, Special Research Grants	992	
White Earth Tribal & Community College	404459-43007/2018-47002-28632	10.500	Cooperative Extension Service	6,465	
Department of Agriculture, Natural Resources Conservation Service					
Direct	59-5030-6-007	10.902	Soil and Water Conservation	13,533	
Direct	NR183A750008G011	10.912	Environmental Quality Incentives Program	83,942	
Direct	NR183A750025C018	10.903	Soil Survey	7,343	
Direct	NR1874820002C002	10.902	Soil and Water Conservation	12,875	
Department of Agriculture, Rural Business Cooperative Service					
Direct	138169065	10.868	Rural Energy for America Program	52,416	
Department of Agriculture, USDA Office of the Chief Economist					
Direct	58-0111-17-017	10.290	Agricultural Market and Economic Research	4,432	
Department of Commerce, Economic Development Administration					
Direct	ED16CHI3030035 Am 2	11.303	Economic Development Technical Assistance	172,103	

(Continued)

UNIVERSITY OF MINNESOTA

SCHEDULE OF EXPENDITURES OF FEDERAL AWARDS
FOR THE YEAR ENDED JUNE 30, 2019

Cluster, Agency, Subagency, Direct/ Pass-through, Pass-through Entity	Award #	CFDA#	CFDA Program Title	Federal Expenditures	Subrecipient Expenditures
Department of Commerce, National Oceanic and Atmospheric Administration					
Direct	NA14OAR4170080 Amend. 15	11.417	Sea Grant Support	$ 196,482	$ -
Direct	NA18NOS4290001	11.429	Marine Sanctuary Program	43,062	
Direct	NA18OAR4170051	11.417	Sea Grant Support	33,841	
Direct	NA18OAR4170101 Amend. 5	11.417	Sea Grant Support	927,615	
Direct	NA18OAR4170127 Amendment 1	11.417	Sea Grant Support	3,460	
Direct	NA19OAR4170017 Amend. 1	11.417	Sea Grant Support	30,626	
Passthrough:					
City of Duluth	No Award Number	11.419	Coastal Zone Management Administration Awards	594	
Minnesota's Lake Superior Coastal Prog	152578 PO 3-145636, 16-306-04D	11.419	Coastal Zone Management Administration Awards	10,000	
Minnesota's Lake Superior Coastal Prog	16-306-07P, 149848 PO#3-143115	11.419	Coastal Zone Management Administration Awards	6,144	
Minnesota's Lake Superior Coastal Prog	17-306-05B, 136272 PO#3-126227	11.419	Coastal Zone Management Administration Awards	3,377	
University of Illinois at Urbana-Champaign	089354-16822 Amend. 1	11.432	National Oceanic and Atmospheric Administration (NOAA) Cooperative Institutes	12,596	
Department of Defense					
Direct	NAFBA1-19-M-0065	12.CXX	Contract-Department of Defense	2,558	
Direct	FA8810-17-P-0001	12.CXX	Contract-Department of Defense	109,711	
Passthrough:					
CUBRC	07983.12S1	12.CXX	Contract-Department of Defense	30,000	
General Dynamics	PO #07ESM758877/Sub DVBIC-SC-14-0008 CO6	12.CXX	Contract-Department of Defense	101,060	
Department of Defense, Dept of the Army					
Direct	W911NF-08-1-0118	12.431	Basic Scientific Research	800	
Direct	W911NF1810255	12.431	Basic Scientific Research	10,000	
Direct	N00014-15-1-2391 P00004	12.300	Basic and Applied Scientific Research	141,492	
Direct	N00014-18-1-2578	12.300	Basic and Applied Scientific Research	10,000	
Direct	N00014-19-1-2018	12.300	Basic and Applied Scientific Research	12,351	
Passthrough:					
Texas Tech University	21C247-01	12.300	Basic and Applied Scientific Research	20,167	
Department of Defense, Office of the Secretary of Defense					
Passthrough:					
Michigan State University	RC109498-UMN	12.550	The Language Flagship Grants to Institutions of Higher Education	5,040	
Department of Education					
Passthrough:					
MN Department of Human Services	PTK%120385 Mod 1	84.412	Race to the Top Early Learning Challenge	76,971	
Department of Education, Institute of Education Sciences					
Direct	R324A180178-19 Action 3	84.324	Research in Special Education	234,827	
Passthrough:					
MN Office of Higher Education	#120157	84.372	Statewide Longitudinal Data Systems	186,545	
Department of Education, Office of Elementary and Secondary Education					
Passthrough:					
MN Department of Education	104284/PO 3000012247	84.368	Competitive Grants for State Assessments (formerly Grants for Enhanced Assessment Instruments)	527,231	
MN Department of Education	GMS 3512/SWIFT 104816/PO 12335 Am 2	84.366	Mathematics and Science Partnerships	187,754	128,081
MN Office of Higher Education	121522/4483	84.367	Supporting Effective Instruction State Grants (formerly Improving Teacher Quality State Grants)	109	
MN Office of Higher Education	SWIFT 121523/PO 4484	84.367	Supporting Effective Instruction State Grants (formerly Improving Teacher Quality State Grants)	1,646	
MN Office of Higher Education	SWIFT Contract No. 121525	84.367	Supporting Effective Instruction State Grants (formerly Improving Teacher Quality State Grants)	4,009	
MN Office of Higher Education	SWIFT Contract No. 121526	84.367	Supporting Effective Instruction State Grants (formerly Improving Teacher Quality State Grants)	2,339	
Department of Education, Office of Postsecondary Education					
Direct	P015A140101 - 17 Action 5	84.015	National Resource Centers Program for Foreign Language and Area Studies or Foreign Language and International Studies Program and Foreign Language and Area Studies Fellowship Program	129,358	
Direct	P015B140101 -17 Action 5	84.015	National Resource Centers Program for Foreign Language and Area Studies or Foreign Language and International Studies Program and Foreign Language and Area Studies Fellowship Program	19,642	
Direct	P015B140103-17 Action 6	84.015	National Resource Centers Program for Foreign Language and Area Studies or Foreign Language and International Studies Program and Foreign Language and Area Studies Fellowship Program	27,934	

(Continued)

UNIVERSITY OF MINNESOTA

SCHEDULE OF EXPENDITURES OF FEDERAL AWARDS
FOR THE YEAR ENDED JUNE 30, 2019

Cluster, Agency, Subagency, Direct/ Pass-through, Pass-through Entity	Award #	CFDA#	CFDA Program Title	Federal Expenditures	Subrecipient Expenditures
Direct	P015B140104-17 Action 5	84.015	National Resource Centers Program for Foreign Language and Area Studies or Foreign Language and International Studies Program and Foreign Language and Area Studies Fellowship Program	$ 12,500	$ -
Direct	P015B180116	84.015	National Resource Centers Program for Foreign Language and Area Studies or Foreign Language and International Studies Program and Foreign Language and Area Studies Fellowship Program	232,481	
Direct	P031X150001 - 18	84.031	Higher Education Institutional Aid	405,754	
Direct	P200A150036 A4	84.200	Graduate Assistance in Areas of National Need	237,765	
Direct	P229A140008-17	84.229	Language Resource Centers	64,602	
Direct	P382B160009 Rev 3	84.382	Strengthening Minority-Serving Institutions	361,532	
Passthrough:					
Central Lakes College	PO31F180002	84.031	Higher Education Institutional Aid	17,837	
Department of Education, Office of Special Education and Rehabilitative Services					
Direct	H325K120212-16 Action 8	84.235	Rehabilitation Services Demonstration and Training Programs	53,480	
Direct	H325K150304 - 18	84.325	Special Education - Personnel Development to Improve Services and Results for Children with Disabilities	242,480	
Direct	H326G160001 Action 6	84.326	Special Education Technical Assistance and Dissemination to Improve Services and Results for Children with Disabilities	1,857,267	795,628
Direct	H326M160021	84.326	Special Education Technical Assistance and Dissemination to Improve Services and Results for Children with Disabilities	(345)	
Direct	H326Y170004 action 3	84.326	Special Education Technical Assistance and Dissemination to Improve Services and Results for Children with Disabilities	1,643,769	903,831
Direct	H327S170015	84.327	Special Education Educational Technology Media, and Materials for Individuals with Disabilities	384,087	
Passthrough:					
Assoc of Univ Centers on Disabilities	01-19-8829/H418T140002-14C	84.418	Promoting Readiness of Minors in Supplemental Security Income	56,297	
Assoc of Univ Centers on Disabilities	22-16-8829	84.418	Promoting Readiness of Minors in Supplemental Security Income	21,635	
Assoc of Univ Centers on Disabilities	22-16-8829	84.418	Promoting Readiness of Minors in Supplemental Security Income	1,071	
MN Department of Education	SWIFT 101069 Am 2	84.181	Special Education-Grants for Infants and Families	108,975	
The University of Texas at Austin	UTA16-001046	84.326	Special Education Technical Assistance and Dissemination to Improve Services and Results for Children with Disabilities	42,624	
Vanderbilt University	UNIV 58780 (previously 2920-018447)	84.325	Special Education - Personnel Development to Improve Services and Results for Children with Disabilities	157,678	
Department of Energy					
Passthrough:					
MN Department of Commerce	122344/9240	81.UXX	Unid CFDA-Department of Energy	62,802	
MN Department of Commerce	153429	81.UXX	Unid CFDA-Department of Energy	11,324	
Department of Health and Human Services					
Direct	NS Prog DHHS-CDC IPA	93.UXX	Unid CFDA-Department of Health and Human Services	197,865	
Passthrough:					
Hasset Willis & Company	HSHQDC-13-C-00016-SUB 004 MOD#0008	93.CXX	Contract-Department of Health and Human Services	91,003	
Sidem, LLC	No Award Number	93.CXX	Contract-Department of Health and Human Services	15,000	
The Lewin Group	TLG14003-5176.20 Mod. No. 2	93.CXX	Contract-Department of Health and Human Services	37,155	
Department of Health and Human Services, Administration for Children and Families					
Direct	90CT7004-02-00	93.648	Child Welfare Research Training or Demonstration	162,138	53,493
Direct	90CT7004-03-00	93.648	Child Welfare Research Training or Demonstration	233,153	40,063
Passthrough:					
MN Department of Health	Contract 132749/PO 52444	93.235	Title V State Sexual Risk Avoidance Education (Title V State SRAE) Program	5,804	
MN Department of Health	Grant Agreement #108414 - Amendment 1	93.092	Affordable Care Act (ACA) Personal Responsibility Education Program	117,083	
MN Department of Health	No Award Number	93.235	Title V State Sexual Risk Avoidance Education (Title V State SRAE) Program	2,000	
MN Department of Human Services	GRK 129752	93.658	Foster Care Title IV-E	402,979	
The Research Foundation of SUNY	Subcontract Award Number 18-13-79280	93.648	Child Welfare Research Training or Demonstration	128,350	
Department of Health and Human Services, Administration for Community Living (ACL)					
Direct	90DD0001-05-00	93.632	University Centers for Excellence in Developmental Disabilities Education, Research, and Service	31,434	
Direct	90DDUC0070-02-00	93.632	University Centers for Excellence in Developmental Disabilities Education, Research, and Service	379,495	
Direct	90DN0297-06-00	93.631	Developmental Disabilities Projects of National Significance	106,390	38,500
Direct	90DNPA0001-01-00	93.631	Developmental Disabilities Projects of National Significance	272,217	36,125

(Continued)

UNIVERSITY OF MINNESOTA

SCHEDULE OF EXPENDITURES OF FEDERAL AWARDS
FOR THE YEAR ENDED JUNE 30, 2019

Cluster, Agency, Subagency, Direct/ Pass-through, Pass-through Entity	Award #	CFDA#	CFDA Program Title	Federal Expenditures	Subrecipient Expenditures
Direct	90IF0101-03-00	93.433	ACL National Institute on Disability, Independent Living, and Rehabilitation Research	$ 33,894	$ 4,000
Direct	90RT5039-03-00	93.433	ACL National Institute on Disability, Independent Living, and Rehabilitation Research	330,553	115,823
Passthrough:					
Georgetown University	412685_GR412564-UMTC	93.632	University Centers for Excellence in Developmental Disabilities Education, Research, and Service	10,860	
MN Department of Health	105474	93.761	Evidence-Based Falls Prevention Programs Financed Solely by Prevention and Public Health Funds (PPHF)	18,338	
Natl Assoc of States United for Aging	No Award Number	93.631	Developmental Disabilities Projects of National Significance	11,632	
Department of Health and Human Services, Agency for Healthcare Research and Quality					
Direct	HHSA290201500008I/ HHSA29032004T (TO #4)	93.C03	Contract-Department of Health and Human Services-Agency for Health Care Policy and Research	275,413	78,518
Direct	HHSA290201500008I/HHSA29032005T	93.C03	Contract-Department of Health and Human Services-Agency for Health Care Policy and Research	496,019	113,405
Direct	HHSA290201500008I/HHSA29032006T	93.C03	Contract-Department of Health and Human Services-Agency for Health Care Policy and Research	177,570	
Direct	HHSA290201500008I/HHSA29032007T	93.C03	Contract-Department of Health and Human Services-Agency for Health Care Policy and Research	310,046	
Direct	HHSA29032001T/HHSA290201500008I T.O #1	93.C03	Contract-Department of Health and Human Services-Agency for Health Care Policy and Research	52,708	
Direct	UPIID: 75Q80119F32008/HHSA29032008T	93.C03	Contract-Department of Health and Human Services-Agency for Health Care Policy and Research	23,559	
Passthrough:					
Impaq International, LLC	Purchase Order #1612	93.C03	Contract-Department of Health and Human Services-Agency for Health Care Policy and Research	1,600	
Department of Health and Human Services, Centers for Disease Control and Prevention					
Direct	1 NU53DD000007-01-00	93.998	Autism and Other Developmental Disabilities, Surveillance, Research, and Prevention	46,382	
Direct	200-2014-61313 Order No. 0004	93.C05	Contract-Department of Health and Human Services-Centers for Disease Control	41,457	
Direct	200-2016-92268 Order 0004	93.C05	Contract-Department of Health and Human Services-Centers for Disease Control	276,903	
Direct	200-2017-92107	93.C05	Contract-Department of Health and Human Services-Centers for Disease Control	282,651	
Direct	5 NU53DD001171-04	93.073	Birth Defects and Developmental Disabilities - Prevention and Surveillance	247,132	
Direct	5U48DP005022-05-01	93.135	Centers for Research and Demonstration for Health Promotion and Disease Prevention	699,282	
Direct	6 NU1ROT000005-01-01	93.391	Activities to Support State, Tribal, Local and Territorial (STLT) Health Department Response to Public Health or Healthcare Crises	347,666	36,784
Direct	75D30119D03754	93.C05	Contract-Department of Health and Human Services-Centers for Disease Control	33,260	
Direct	75D30119D03922	93.C05	Contract-Department of Health and Human Services-Centers for Disease Control	52,383	
Passthrough:					
Assoc of Univ Centers on Disabilities	36-18-8812	93.424	NON-ACA/PPHF Building Capacity of the Public Health System to Improve Population Health through National Nonprofit Organizations	108,111	
Assoc of Univ Centers on Disabilities	AEA 2016-2018	93.073	Birth Defects and Developmental Disabilities - Prevention and Surveillance	(1,557)	
Assoc of Maternal & Child Health Prog	U38OT000140 Am 032218-30	93.424	NON-ACA/PPHF Building Capacity of the Public Health System to Improve Population Health through National Nonprofit Organizations	7,981	
Council of St & Territorial Epidemiologists	CIFOR Guidelines - Hedberg	93.283	Centers for Disease Control and Prevention Investigations and Technical Assistance	5,134	
Fairview Health Services	CON000000037589	93.080	Blood Disorder Program: Prevention, Surveillance, and Research	9,298	
MN Department of Health	119614/45452	93.C05	Contract-Department of Health and Human Services-Centers for Disease Control	111,225	
MN Department of Health	137958/3-55221	93.C05	Contract-Department of Health and Human Services-Centers for Disease Control	2,849	
MN Department of Health	141686	93.084	Prevention of Disease, Disability, and Death by Infectious Diseases	1,125	
MN Department of Health	156167	93.C05	Contract-Department of Health and Human Services-Centers for Disease Control	4,295	
MN Department of Health	3-108747 Amend 5	93.283	Centers for Disease Control and Prevention Investigations and Technical Assistance	70,141	
MN Department of Health	5NUF2CE002425	93.136	Injury Prevention and Control Research and State and Community Based Programs	2,943	
MN Department of Health	Grant # 133014 (PO# 3000052657)	93.323	Epidemiology and Laboratory Capacity for Infectious Diseases (ELC)	157,131	
MN Department of Health	No Award Number	93.426	Improving the Health of Americans through Prevention and Management of Diabetes and Heart Disease and Stroke	15,780	
MN Department of Health	No Award Number	93.898	Cancer Prevention and Control Programs for State, Territorial and Tribal Organizations	5,000	
MN Department of Health	Original contract 107507 /Contract 44611	93.283	Centers for Disease Control and Prevention Investigations and Technical Assistance	263,276	164,600
State of Minnesota	89502 AMD#2	93.757	State and Local Public Health Actions to Prevent Obesity, Diabetes, Heart Disease and Stroke (PPHF)	21,336	
The University of Iowa	S00451-01/5 U54OH007548-18-00	93.262	Occupational Safety and Health Program	24,474	
Wisconsin Department of Health Services	42406	93.136	Injury Prevention and Control Research and State and Community Based Programs	3,923	
Department of Health and Human Services, Centers for Medicare and Medicaid Services					
Direct	HHSM-500-2015-00558G	93.C07	Contract-Department of Health and Human Services-Centers for Medicare and Medicaid Services	2,423,597	
Passthrough:					
MN Department of Health	116797	93.511	Affordable Care Act (ACA) Grants to States for Health Insurance Premium Review	19,625	

(Continued)

UNIVERSITY OF MINNESOTA

SCHEDULE OF EXPENDITURES OF FEDERAL AWARDS
FOR THE YEAR ENDED JUNE 30, 2019

Cluster, Agency, Subagency, Direct/ Pass-through, Pass-through Entity	Award #	CFDA#	CFDA Program Title	Federal Expenditures	Subrecipient Expenditures
MN Department of Human Services	Contract PTK 108989	93.624	ACA - State Innovation Models: Funding for Model Design and Model Testing Assistance	$ 7,618	$ -
MNsure	Mnsure	93.525	State Planning and Establishment Grants for the Affordable Care Act (ACA)'s Exchanges	7,300	
National Opinion Research Center	7833.SHADAC.01	93.C07	Contract-Department of Health and Human Services-Centers for Medicare and Medicaid Services	183,370	
National Opinion Research Center	8001.UMN.01	93.C07	Contract-Department of Health and Human Services-Centers for Medicare and Medicaid Services	344,130	
National Opinion Research Center	8193.02.UMN/Prev# 8193.01.UMN, 8019.01	93.C07	Contract-Department of Health and Human Services-Centers for Medicare and Medicaid Services	8,065	
National Opinion Research Center	PSA 8425.SHADAC.01	93.C07	Contract-Department of Health and Human Services-Centers for Medicare and Medicaid Services	1,121	
State of Tennessee	31865-00903	93.624	ACA - State Innovation Models: Funding for Model Design and Model Testing Assistance	25,384	
Department of Health and Human Services, Food and Drug Administration					
Direct	1U18FD006568-01	93.103	Food and Drug Administration Research	27,696	
Direct	5U18FD005561-04	93.103	Food and Drug Administration Research	883,072	
Direct	5U18FD006151-03	93.103	Food and Drug Administration Research	8,412	
Passthrough:					
Iowa State University	430-30-01G	93.103	Food and Drug Administration Research	6,396	
MN Department of Agriculture	118796/PO 22162	93.103	Food and Drug Administration Research	154,679	
Department of Health and Human Services, Health Resources and Services Administration					
Direct	1 G01RH32157-01-00	93.211	Telehealth Programs	97,784	
Direct	5 D87HP31254-02-00	93.884	Grants for Primary Care Training and Enhancement	106,148	
Direct	5U1CRH03717-15-03	93.155	Rural Health Research Centers	671,323	
Direct	5U27RH01080-15-00	93.241	State Rural Hospital Flexibility Program	142,737	104,845
Direct	5U27RH01080-17-00	93.241	State Rural Hospital Flexibility Program	1,121,199	668,331
Direct	6G22-RH30357-03-05	93.211	Telehealth Programs	387,681	
Passthrough:					
Fairview Health Services	CON000000070761	93.110	Maternal and Child Health Federal Consolidated Programs	14,074	
Hennepin Healthcare Research Institute	HHSH250201500009C/SRTR Kandaswamy	93.C09	Contract-Department of Health and Human Services-Health Resources and Services Administration	4,025	
Hennepin Healthcare Research Institute	HHSH250201500009C/SRTR Lake	93.C09	Contract-Department of Health and Human Services-Health Resources and Services Administration	9,360	
MN Department of Human Services	47964 Amd 3/ P.O. 3000010630	93.917	HIV Care Formula Grants	2,862	
National Opinion Research Center	7696.UNIV_MN.01	93.C09	Contract-Department of Health and Human Services-Health Resources and Services Administration	212,213	
National Opinion Research Center	7825.UMN.01	93.C09	Contract-Department of Health and Human Services-Health Resources and Services Administration	120,315	
National Opinion Research Center	8004.UMN.01	93.C09	Contract-Department of Health and Human Services-Health Resources and Services Administration	81,193	
State of Minnesota	GRK%125881/3000052884	93.917	HIV Care Formula Grants	293,994	
University of Illinois Chicago	7600 (previously 066682-00001)	93.516	Public Health Training Centers Program	32,529	
University of California, San Francisco	Agreement #1898sc	93.110	Maternal and Child Health Federal Consolidated Programs	216,703	
Department of Health and Human Services, Immediate Office of the Secretary of Health and Human Services					
Passthrough:					
Emory University	T767712/ T922404/A082855	93.825	National Ebola Training and Education Center (NETEC)	93,815	
Department of Health and Human Services, National Institutes of Health					
Direct	75N90019P0027	93.C11	Contract-Department of Health and Human Services-National Institutes of Health	5,825	
Direct	HHSN261201700087A	93.C11	Contract-Department of Health and Human Services-National Institutes of Health	159,624	
Direct	HHSN261201800765P	93.C11	Contract-Department of Health and Human Services-National Institutes of Health	10,000	
Direct	HHSN271201700592P	93.C11	Contract-Department of Health and Human Services-National Institutes of Health	17,862	
Passthrough:					
Brigham and Women's Hospital	Alliance for Clinical Trials In Oncology	93.C11	Contract-Department of Health and Human Services-National Institutes of Health	(24,735)	
Department of Health and Human Services, Substance Abuse and Mental Health Services Administration					
Direct	1H79SM062175-01	93.243	Substance Abuse and Mental Health Services Projects of Regional and National Significance	394,390	
Direct	1H79TI08900-01	93.788	Opioid STR	158,044	
Direct	1U79SM080009-03	93.243	Substance Abuse and Mental Health Services Projects of Regional and National Significance	602,190	186,293

(Continued)

UNIVERSITY OF MINNESOTA

SCHEDULE OF EXPENDITURES OF FEDERAL AWARDS
FOR THE YEAR ENDED JUNE 30, 2019

Cluster, Agency, Subagency, Direct/ Pass-through, Pass-through Entity	Award #	CFDA#	CFDA Program Title	Federal Expenditures	Subrecipient Expenditures
Passthrough:					
MN Department of Human Services	114525 Amendment 2	93.958	Block Grants for Community Mental Health Services	$ 70,487	$ -
MN Department of Human Services	138118	93.104	Comprehensive Community Mental Health Services for Children with Serious Emotional Disturbances (SED)	132,676	23,000
MN Department of Human Services	GRK% 110808 Am 3	93.958	Block Grants for Community Mental Health Services	439,619	
Department of Homeland Security					
Direct	HSHQDC-17-A-B0007/70RHAD18FR0000007	97.CXX	Contract-Department of Homeland Security	90,085	
Direct	HSHQDC-17-A-B0007/70RSAT19FR0000013	97.CXX	Contract-Department of Homeland Security	63,656	
Department of Homeland Security, Federal Emergency Management Agency					
Passthrough:					
MN Department of Public Safety	109524 PO# 3000040649	97.039	Hazard Mitigation Grant	3,006	
MN Department of Public Safety	125671	97.047	Pre-Disaster Mitigation	127,347	
MN Department of Public Safety	125851	97.047	Pre-Disaster Mitigation	104,829	
MN Department of Public Safety	147344	97.047	Pre-Disaster Mitigation	90,944	
MN Dept of Homeland Sec & Emer Mgmt	A-SHSP-2016-UNIVMN-018	97.067	Homeland Security Grant Program	(148)	
MN Dept of Homeland Sec & Emer Mgmt	A-SHSP-2016-UNIVMN-020	97.067	Homeland Security Grant Program	50,000	
MN Dept of Homeland Sec & Emer Mgmt	A-SHSP-2017-UNIVMN-016	97.067	Homeland Security Grant Program	100,000	
MN Dept of Homeland Sec & Emer Mgmt	ASHSP2018UNIVMN012/PO 3000056311	97.067	Homeland Security Grant Program	33,777	
Department of Justice, Office of Justice Programs					
Passthrough:					
Minnesota Judicial Branch	Contract No. 146263	16.585	Drug Court Discretionary Grant Program	37,950	
MN Department of Public Safety	A-CVS-2018-CUHCC-00026	16.575	Crime Victim Assistance	109,166	
National 4-H Council	2016-JU-FX-0022	16.726	Juvenile Mentoring Program	1,547	
National 4-H Council	2018-JU-FX-0005	16.726	Juvenile Mentoring Program	4,617	
National 4-H Council	No Award Number	16.726	Juvenile Mentoring Program	43,109	
Department of State					
Passthrough:					
Gryphon Scientific	S-ISNCT-17-CA-0031 Project 178-1	19.CXX	Contract-Department of State	15,041	
Department of State, Bureau of East Asian and Pacific Affairs					
Direct	S-LMAQM-15-GR-1143	19.124	East Asia and Pacific Grants Program	50,491	
Direct	SLMAQM17CA2067	19.124	East Asia and Pacific Grants Program	39,164	
Department of State, Bureau of Educational and Cultural Affairs					
Passthrough:					
Institute of International Education	HHH1801_UMN_7.1.18	19.010	Academic Exchange Programs - Hubert H. Humphrey Fellowship Program	326,762	
Institute of International Education	IIE0138_UMN_7.1.17	19.010	Academic Exchange Programs - Hubert H. Humphrey Fellowship Program	13,317	
International Research & Exchanges Board	FY18-YALI-PM-UMN-05	19.009	Academic Exchange Programs - Undergraduate Programs	79,130	
Department of State, Office of the Coordinator of U.S. Assistance to Europe and Eurasia					
Direct	SRS50017CA0073	19.900	AEECA/ESF PD Programs	40,067	7,412
Department of State, Office of the Under Secretary for Public Diplomacy and Public Affairs					
Direct	SCH50016GR0049	19.040	Public Diplomacy Programs	26,701	
Direct	SUP30019GR0065	19.040	Public Diplomacy Programs	620	
Department of the Interior					
Direct	140D0418P0073	15.CXX	Contract-Department of the Interior	72,777	
Direct	IND15PX00170 Amd 4	15.CXX	Contract-Department of the Interior	3,331	
Department of the Interior, Bureau of Land Management					
Direct	L15AC00212	15.231	Fish, Wildlife and Plant Conservation Resource Management	58,465	
Passthrough:					
The Ohio State University	60064794/RF01528742	15.232	Wildland Fire Research and Studies	4,000	
Department of the Interior, National Park Service					
Direct	P16AC00370 Mod 3 & admin Mod 4	15.945	Cooperative Research and Training Programs Resources of the National Park System	10,682	
Direct	P16AC01557	15.945	Cooperative Research and Training Programs Resources of the National Park System	14,091	
Direct	P18AC00138	15.945	Cooperative Research and Training Programs Resources of the National Park System	4,474	

(Continued)

UNIVERSITY OF MINNESOTA

SCHEDULE OF EXPENDITURES OF FEDERAL AWARDS
FOR THE YEAR ENDED JUNE 30, 2019

Cluster, Agency, Subagency, Direct/ Pass-through, Pass-through Entity	Award #	CFDA#	CFDA Program Title	Federal Expenditures	Subrecipient Expenditures
Department of the Interior, U.S. Fish and Wildlife Service					
Passthrough:					
National Fish and Wildlife Foundation	56687	15.664	Fish and Wildlife Coordination and Assistance	$ 189,503	$ 21,429
Department of the Interior, U.S. Geological Survey					
Direct	G17AP00089	15.814	National Geological and Geophysical Data Preservation	1,838	
Passthrough:					
University of Illinois at Urbana-Champaign	078687-15713 (formerly 2015-06806-03) 4	15.805	Assistance to State Water Resources Research Institutes	43,861	
Department of the Treasury, Internal Revenue Service					
Direct	17-LITC0236-03-01	21.008	Low Income Taxpayer Clinics	47,471	
Direct	19-LITC0411-01-01	21.008	Low Income Taxpayer Clinics	37,461	
Department of Transportation					
Passthrough:					
Mileage Based User Fee Alliance	US 121480033.01/PO 693JJ319P000004	20.CXX	Contract-Department of Transportation	37,750	
MN Department of Transportation	Contract 1003325 WO 46	20.CXX	Contract-Department of Transportation	46,922	
MN Department of Transportation	Contract 1003325 WO 86	20.CXX	Contract-Department of Transportation	116,864	
Department of Transportation, Federal Highway Administration					
Direct	693JJ31945026	20.215	Highway Training and Education	11,500	
Passthrough:					
Transportation Research Board	HR 17-64	20.200	Highway Research and Development Program	138,930	33,411
Department of Veterans Affairs					
Direct	NS Prog VA Res IPA's	64.UXX	Unid CFDA-Department of Veterans Affairs	127,199	
Environmental Protection Agency					
Direct	GL-00E01900 Mod 1	66.469	Great Lakes Program	112,041	83,229
Direct	X7-83675501-0	66.436	Surveys, Studies, Investigations, Demonstrations, and Training Grants and Cooperative Agreements - Section 104(b)(3) of the Clean Water Act	50,907	31,239
Passthrough:					
Extension Foundation	SA-2017-62	66.CXX	Contract-Environmental Protection Agency	13,096	
Extension Foundation	SA-2019-34/83698001	66.716	Research, Development, Monitoring, Public Education, Outreach, Training, Demonstrations, and Studies	5,268	
MN Pollution Control Agency	104868/PO 15678	66.460	Nonpoint Source Implementation Grants	38,192	
Whitewater River Watershed Project	No Award Number	66.460	Nonpoint Source Implementation Grants	35,999	
Institute of Museum and Library Services					
Direct	AL-00-17-0004-17	45.312	National Leadership Grants	5,000	
Direct	LG-70-16-0010-16	45.312	National Leadership Grants	237,774	
Direct	MA-30-16-0192-16	45.301	Museums for America	27,092	
Direct	MA-30-18-0295-18	45.301	Museums for America	21,704	
Direct	RE-70-17-0073-17	45.313	Laura Bush 21st Century Librarian Program	127,966	
Passthrough:					
MN Department of Education	129845/PO 3000016318	45.310	Grants to States	1,150,000	
MN Department of Education	129848/PO 3000016319	45.310	Grants to States	80,000	
MN Department of Education	149419/PO 3000019048	45.310	Grants to States	50,609	
Medicaid and CHIP Payment and Access Commission					
Direct	MACP16417T3	05.CXX	Contract-Medicaid and CHIP Payment and Access Commission (MACPAC)	99,945	
Direct	MACP17417T2	05.CXX	Contract-Medicaid and CHIP Payment and Access Commission (MACPAC)	29,980	
Direct	MACP18417T1	05.CXX	Contract-Medicaid and CHIP Payment and Access Commission (MACPAC)	163,189	
Direct	MACP18417T2	05.CXX	Contract-Medicaid and CHIP Payment and Access Commission (MACPAC)	112,280	
National Aeronautics and Space Administration					
Direct	NNX15AI18H Supp 8	43.008	Education	11,590	
Direct	NNX17AG32G Amd 3	43.001	Science	113,218	18,774
Passthrough:					
Wyle Laboratories, Inc	T800303 Change Order 4	43.CXX	Contract-National Aeronautics and Space Administration	10,200	
National Endowment for the Arts					
Direct	1830512-33-18	45.024	Promotion of the Arts Grants to Organizations and Individuals	40,000	
Passthrough:					
Arts Midwest	00020431	45.025	Promotion of the Arts Partnership Agreements	3,200	
Arts Midwest	00022261	45.025	Promotion of the Arts Partnership Agreements	1,440	

(Continued)

UNIVERSITY OF MINNESOTA

SCHEDULE OF EXPENDITURES OF FEDERAL AWARDS
FOR THE YEAR ENDED JUNE 30, 2019

Cluster, Agency, Subagency, Direct/ Pass-through, Pass-through Entity	Award #	CFDA#	CFDA Program Title	Federal Expenditures	Subrecipient Expenditures
Arts Midwest	00022287	45.025	Promotion of the Arts Partnership Agreements	$ 2,400	$ -
MN State Arts Board	Grant 58528	45.U02	Unid CFDA-National Endowment for the Arts	39,800	
National Endowment for the Humanities					
Direct	PG-258323-18	45.149	Promotion of the Humanities Division of Preservation and Access	5,020	
Peace Corps					
Direct	PC-15-8-035	45.C05	Contract-Peace Corps	25,983	
Small Business Administration					
Passthrough:					
MN Dept of Employment & Economic Dev	SC118903 Am.5; SBDC-19-0009-S-FY19	59.037	Small Business Development Centers	269,078	
MN Dept of Employment & Economic Dev	SC119046 Am 6 SBDC-19-0002-S-FY19	59.037	Small Business Development Centers	357,901	
			Total Public Service	62,629,421	14,819,765
Instruction					
Department of Agriculture, Foreign Agricultural Service					
Direct	FX19CO-10962R019	10.962	Cochran Fellowship Program-International Training-Foreign Participant	3,582	
Department of Agriculture, National Institute of Food and Agriculture					
Direct	NS Prog USDA Mcintire-Stennis	10.202	Cooperative Forestry Research	34,502	
Direct	NS Prog USDA Hatch & MultiState Research Funds	10.203	Payments to Agricultural Experiment Stations Under the Hatch Act	480,332	
Direct	2015-38640-23781	10.215	Sustainable Agriculture Research and Education	4,289	
Direct	2016-38420-25288	10.210	Higher Education Graduate Fellowships Grant Program	77,267	
Direct	2016-70024-25744	10.336	Veterinary Services Grant Program	80,853	
Direct	2017-67011-26204	10.310	Agriculture and Food Research Initiative (AFRI)	24,798	
Passthrough:					
Iowa State University	416-23-31A/2017-70003-26376	10.217	Higher Education - Institution Challenge Grants Program	4,303	
Iowa State University	416-41-21D	10.310	Agriculture and Food Research Initiative (AFRI)	32,004	
Department of Defense, National Security Agency					
Direct	H98230-18-1-0054	12.900	Language Grant Program	39,203	
Direct	H98230-18-1-0130	12.900	Language Grant Program	40,759	
Department of Defense, Office of the Secretary of Defense					
Passthrough:					
Institute of International Education	0054-UMN-14-CHN-280-P01	12.550	The Language Flagship Grants to Institutions of Higher Education	244,784	
Institute of International Education	0054-UMN-14-PI-280-PO3	12.550	The Language Flagship Grants to Institutions of Higher Education	54,509	
Institute of International Education	0054-UMN-14-SSC-280-P05	12.550	The Language Flagship Grants to Institutions of Higher Education	120,170	
Department of Education					
Passthrough:					
Minneapolis Public Schools Spec Dist #1	89575	84.CXX	Contract-Department of Education	20,017	
Department of Education, Office of Elementary and Secondary Education					
Direct	T365Z160084 - 17 Action 4	84.365	English Language Acquisition State Grants	561,695	
Direct	T365Z160115 Mod 4	84.365	English Language Acquisition State Grants	542,357	40,000
Passthrough:					
MN Office of Higher Education	SWIFT 121521/4482 Amendment 2	84.367	Supporting Effective Instruction State Grants (formerly Improving Teacher Quality State Grants)	3,882	
National Writing Project	92-MN01-SEED2017-CRWPAI	84.367	Supporting Effective Instruction State Grants (formerly Improving Teacher Quality State Grants)	694	
National Writing Project	92-MN01-SEED2018-C3WPPD	84.367	Supporting Effective Instruction State Grants (formerly Improving Teacher Quality State Grants)	17,083	
Department of Education, Office of Postsecondary Education					
Direct	P200A180089 Action 2	84.200	Graduate Assistance in Areas of National Need	16,010	
Department of Education, Office of Special Education and Rehabilitative Services					
Direct	H325D130017 action 5	84.325	Special Education - Personnel Development to Improve Services and Results for Children with Disabilities	192,182	

(Continued)

UNIVERSITY OF MINNESOTA

SCHEDULE OF EXPENDITURES OF FEDERAL AWARDS
FOR THE YEAR ENDED JUNE 30, 2019

Cluster, Agency, Subagency, Direct/ Pass-through, Pass-through Entity	Award #	CFDA#	CFDA Program Title	Federal Expenditures	Subrecipient Expenditures
Department of Health and Human Services, Administration for Children and Families					
Passthrough:					
MN Department of Human Services	GRK 129722	93.658	Foster Care Title IV-E	$ 1,435,639	$ -
MN Department of Human Services	GRK 129722	93.658	Foster Care Title IV-E	228,440	182,370
Department of Health and Human Services, Agency for Healthcare Research and Quality					
Direct	1K12HS026379-01	93.226	Research on Healthcare Costs, Quality and Outcomes	116,470	42,018
Direct	3T32HS000036-29S1	93.225	National Research Service Awards Health Services Research Training	223,272	
Direct	5R01HS022085-04	93.226	Research on Healthcare Costs, Quality and Outcomes	2,674	
Department of Health and Human Services, Centers for Disease Control and Prevention					
Direct	5 T42OH008434-14-03	93.262	Occupational Safety and Health Program	1,466,875	184,268
Direct	5 T42OH008434-15-00	93.262	Occupational Safety and Health Program	11,328	
Direct	5T42OH008434-12	93.262	Occupational Safety and Health Program	7,642	5,212
Direct	5T42OH008434-13	93.262	Occupational Safety and Health Program	332,012	97,202
Department of Health and Human Services, Food and Drug Administration					
Passthrough:					
Nat'l Inst for Pharm Technology & Educ	NIPTE-U01-MN-2019-002	93.103	Food and Drug Administration Research	16,340	
Department of Health and Human Services, Health Resources and Services Administration					
Direct	2 A22HP30946-02-00	93.124	Nurse Anesthetist Traineeship	41,352	
Direct	2 A22HP30946-02-00	93.124	Nurse Anesthetist Traineeship	2,555	
Direct	2 T73MC12835-10	93.110	Maternal and Child Health Federal Consolidated Programs	702,350	
Direct	5 D85HP28496-04-00	93.059	Training in General, Pediatric, and Public Health Dentistry	320,821	
Direct	5 K02HP30810-02-00	93.976	Primary Care Medicine and Dentistry Clinician Educator Career Development Awards Program	154,955	
Direct	5 T71 MC00006-42-00	93.110	Maternal and Child Health Federal Consolidated Programs	452,163	
Direct	5T79MC00007-29-03	93.110	Maternal and Child Health Federal Consolidated Programs	8,757	
Direct	6 T20MC07469-13-02	93.110	Maternal and Child Health Federal Consolidated Programs	16,412	
Direct	6 T32HP22239-08-02	93.186	National Research Service Award in Primary Care Medicine	482,749	
Direct	M01HP31332-01-00	93.732	Mental and Behavioral Health Education and Training Grants	137,734	
Direct	T76MC00005-63-00	93.110	Maternal and Child Health Federal Consolidated Programs	364,833	
Department of Veterans Affairs					
Direct	NS Prog VA Res IPA's	64.UXX	Unid CFDA-Department of Veterans Affairs	4,738	
Direct	36C26318P0060/PO#618-C80210	64.CXX	Contract-Department of Veterans Affairs	1,749	
National Aeronautics and Space Administration					
Direct	80NSSC17K0158	43.012	Space Technology	73,745	
Direct	80NSSC18K1150 P00002	43.012	Space Technology	57,439	
Direct	NNX15AP63H supp 000003	43.012	Space Technology	50,273	
National Endowment for the Humanities					
Direct	AQ-248179-16	45.163	Promotion of the Humanities Professional Development	112	
			Total Instruction	9,308,704	551,070
			Total Non Clustered Programs	71,940,878	15,370,835
			TOTAL FEDERAL EXPENDITURES	$1,030,785,866	$90,633,189

(Concluded)

UNIVERSITY OF MINNESOTA

NOTES TO SCHEDULE OF EXPENDITURES OF FEDERAL AWARDS FOR THE YEAR ENDED JUNE 30, 2019

1. SUMMARY OF SIGNIFICANT ACCOUNTING POLICIES

The accompanying schedule of expenditures of federal awards (the "Schedule") includes the federal grant activity of the University of Minnesota (the "University") and is prepared on the cash basis of accounting. The information presented in the Schedule is presented in accordance with the requirements of the U.S. Office of Management and Budget Circular Part 200—*Uniform Administrative Requirements, Cost Principles, and Audit Requirements for Federal Awards*. Therefore, some amounts presented in the Schedule may differ from amounts presented in, or used in, the preparation of the University's consolidated financial statements.

The University passes through certain funds to subgrantee organizations. Expenditures incurred by the subgrantees and reimbursed by the University are presented in the Schedule but not in the consolidated financial statements of the University. The University is also the subrecipient of federal funds, which have been reported as expenditures included as pass-throughs in the Schedule.

2. FACILITIES AND ADMINISTRATIVE RATES

The University utilized facilities and administrative ("F&A") rates that have been negotiated with and approved by its cognizant agency, the U.S. Department of Health and Human Services, and are effective for the period July 1, 2015 through June 30, 2019.

The rates agreement effective July 1, 2015 stipulates that the F&A rates remain unchanged from FY2016 to FY2017. In FY2017, the Hormel Institute rate increased from 52.5% to 55.0% and remained at 55% through FY2019. Also, the Organized Research rate increased from 53.0% in FY2018 to 54.0% in FY2019.

3. CATALOG OF FEDERAL DOMESTIC ASSISTANCE (CFDA) NUMBERS

Some of the programs, grants and/or other awards included in the Schedule are contracts, which do not report CFDA numbers. The expenditure amounts related to these programs, grants, and/or other awards have been reported, generally, at an agency level.

4. FEDERAL PERKINS LOAN PROGRAM

Amounts reported in the Schedule for the Federal Perkins Loan Program represent administrative and collection costs. Outstanding loans as of June 30, 2019, under the Federal Perkins Loan Program were $272,851,931. No new loans were disbursed after June 30, 2018.

5. NEGATIVE EXPENDITURES

Within the Schedule there are negative amounts which represent a credit or adjustment, net the expenditures incurred.

6. RECONCILIATION OF FEDERAL AWARDS TO THE CONSOLIDATED FINANCIAL STATEMENTS

The following schedule is a reconciliation of total expenditures as shown on the Schedule to the operating expenses reported on the consolidated statement of revenues, expenses and changes in net position for the year ended June 30, 2019, which is included as part of the University's consolidated financial statements.

Schedule of expenditures of federal awards		$1,030,785,866
Federal loan program amounts provided by Student Finance Office not directly included on the consolidated financial statements (Federal Direct Loan Advances-CFDA 84.268, Federal Work Study-CFDA 84.033, Pell Grant Program-CFDA 84.063, SEOG-CFDA 84.007, TEACH-CFDA 84.379 & Health Professions Student Loans-CFDA 93.342)	$(425,021,930)	
Expenditures of federal program dollars included in consolidated operating expenses	53,129,479	
Less expenditures not included on the consolidated statement of revenues, expenses, and changes in net assets (equipment, buildings, and structures)	(123,172,877)	
Difference of prior-year overdrafts added back and current-year overdrafts subtracted out	204,659	
Adjustments for expenditures of federal program dollars included in consolidated operating expenses and/or expenditures of non-federal program dollars included in consolidated operating expenses	400,639	
Less cash to accrual basis adjusting journal entries (year-end close)	1,455	
Less federal pass-through grants not on the consolidated statement of revenues, expenses, and change in net assets	(104,553,985)	
Subtotal Single Audit expense adjustments in sponsored federal funds in general ledger		(599,012,560)
Expenditures of non-federal dollars included in consolidated operating expenses		3,581,030,549
Internal sales included in consolidated operating expenses		(245,184,903)
Depreciation included in consolidated operating expenses		214,336,221
Non-depreciation and internal sales accrual basis adjusting journal entries (year-end close)		(635,350,251)
Total operating expenses as shown on the consolidated statement of revenues, expenses and changes in net position for the year ended June 30, 2019		$3,346,604,922

UNIVERSITY OF MINNESOTA

SCHEDULE OF FINDINGS AND QUESTIONED COSTS
FOR THE YEAR ENDED JUNE 30, 2019

SECTION I—SUMMARY OF AUDITORS' RESULTS

Financial Statements

A. Type of auditors' report issued: Unmodified

B. Internal control over financial reporting:

- Material weakness(es) identified? _____ Yes __X__ No
- Significant deficiency(ies) identified? _____ Yes __X__ None reported

C. Noncompliance material to financial statements noted? _____ Yes __X__ No

Federal Awards

D. Internal control over major programs:

- Material weakness(es) identified? _____ Yes __X__ No
- Significant deficiency(ies) identified? _____ Yes __X__ None reported

E. Type of auditors' report issued on compliance for major programs: Unmodified

F. Any audit findings disclosed that are required to be reported in accordance with 2 CFR 200.516(a)? _____ Yes __X__ No

G. Identification of major programs:

CFDA Number	Name of Federal Program or Cluster
Various	Research and Development Cluster*
Various	Student Financial Assistance Cluster*
10.511	Smith-Lever Funding
84.326	Special Education Technical Assistance and Dissemination
93.658	Foster Care Title IV-E

* This program has various and unidentified CFDA numbers.

H. Dollar threshold used to distinguish between Type A and Type B programs: $3,000,000 for Type A programs

I. Auditee qualified as low-risk auditee? __X__ Yes _____ No

SECTION II—FINANCIAL STATEMENT FINDINGS

No financial statement matters are reportable matters.

SECTION III—FEDERAL AWARD FINDINGS AND QUESTIONED COSTS

No matters are reportable matters.

UNIVERSITY OF MINNESOTA

SUMMARY SCHEDULE OF PRIOR YEAR AUDIT FINDINGS
FOR THE YEAR ENDED JUNE 30, 2019

None reported in prior years.

* * * * * *

REPORT PACKAGE COVER PAGE

The purpose of this report cover is to identify each
Minnesota Office of Higher Education
Financial Aid Program covered by this report package

UNIVERSITY OF MINNESOTA

MINNEAPOLIS, MN

COMPLIANCE ATTESTATION EXAMINATION
OF MINNESOTA OFFICE OF HIGHER EDUCATION FINANCIAL AID PROGRAMS

UNIVERSITY OF MINNESOTA – CROOKSTON

* Minnesota State Grant Program
* Student Educational Loan Fund
* Non-AFDC Child Care Grant Program
* Minnesota State Work Study Program
* Minnesota Indian Scholarship Program
* Minnesota GI Bill Program
* Minnesota-North Dakota Reciprocity Program
* Minnesota-South Dakota Reciprocity Program
* Minnesota-Wisconsin Reciprocity Program
*Minnesota Dream Act

FOR THE STATE FISCAL YEAR ENDED JUNE 30, 2019

DELOITTE & TOUCHE LLP
Certified Public Accountants

AUDITOR INFORMATION SHEET

UNIVERSITY OF MINNESOTA - CROOKSTON
107 SELVIG HALL
2900 UNIVERSITY AVE
CROOKSTON, MN 56716

TEL. NO. +1 218 281 8343

FAX. NO. +1 218 281 8040

PRESIDENT: Joan T.A. Gabel

CHANCELLOR: Mary Holz-Clause

CONTACT PERSON & TITLE:
Suzanne Paulson,
Controller

LEAD AUDITOR:	Judi Dockendorf
FIRM'S NAME:	Deloitte & Touche, LLP
ADDRESS	50 South Sixth Street, Suite 2800 Minneapolis, MN 55402
TEL. NO.	+1 612 397 4000
FAX. NO.	+1 612 397 4450

Minnesota Office of Higher Education Programs Examined:
*Minnesota State Grant Program
*Student Educational Loan Fund
*Non-AFDC Child Care Grant Program
*Minnesota State Work Study Program
*Minnesota Indian Scholarship Program
*Minnesota GI Bill Program
*Minnesota-North Dakota Reciprocity Program
*Minnesota-South Dakota Reciprocity Program
*Minnesota-Wisconsin Reciprocity Program
*Minnesota Dream Act

Other campuses/locations considered as part of this entity and covered or excluded by this examination are:

*University of Minnesota–Crookston

Institution's Primary Accrediting Organization: Higher Learning Commission

Other Accrediting Organizations: Additional accrediting organizations available upon request

Records for the accounting and administration of the Minnesota Office of Higher Education Financial Aid Programs are located at (provide location): University of Minnesota – Crookston

Deloitte & Touche LLP
Suite 2800
50 South Sixth Street
Minneapolis, MN 55402-1538
USA

Tel: +1 612 397 4000
Fax: +1 612 397 4450
www.deloitte.com

INDEPENDENT ACCOUNTANTS' REPORT

We have examined management of the University of Minnesota – Crookston's (the "Crookston Campus") assertion that the Crookston Campus complied with Minnesota statutes, rules, and procedures governing its participation in the Minnesota Office of Higher Education (OHE) Financial Aid Programs for the year ended June 30, 2019. The Crookston Campus' management is responsible for its assertion. Our responsibility is to express an opinion on management's assertion based on our examination.

Our examination was conducted in accordance with attestation standards established by the American Institute of Certified Public Accountants, *Government Auditing Standards*, issued by the Comptroller General of the United States; the Audit (Attestation) Guide, *Audits/Attestation Engagements of Federal Student Financial Assistance Programs*, issued by the U.S. Department of Education; Office of the Inspector General and the Minnesota Office of Higher Education Audit and Program Review Guide for Fiscal Year 2015-16 (most recent guide). Those standards require that we plan and perform the examination to obtain reasonable assurance about whether management's assertion is fairly stated, in all material respects. An examination involves performing procedures to obtain evidence about management's assertion. The nature, timing, and extent of the procedures selected depend on our judgment and sample sizes prescribed by OHE, including an assessment of the risks of material misstatement of management's assertion, whether due to fraud or error. We believe that the evidence we obtained is sufficient and appropriate to provide a reasonable basis for our opinion.

In our opinion, management's assertion that the Crookston Campus complied with Minnesota statutes, rules, and procedures governing its participation in the OHE Financial Aid Programs for the year ended June 30, 2019 is fairly stated, in all material respects.

Deloitte & Touche LLP

November 21, 2019

Accountants' Comments
on the Resolution of Prior Audit Findings, Recommendations and Questioned Costs

No findings, recommendations, or questioned costs were disclosed in the 2018 OHE accountants' report.

UNIVERSITY OF MINNESOTA - CROOKSTON

SCHEDULE OF FINDINGS AND QUESTIONED COSTS
YEAR ENDED JUNE 30, 2019

Program	Population	Sample	Instances of Material Noncompliance*	Questioned Costs
Minnesota State Grant Program	556**	3**	0	0
Student Educational Loan Fund	33	24	0	0
Non-AFDC Child Care Grant Program	2	2	0	0
Minnesota State Work Study Program	79	32	0	0
Minnesota Indian Scholarship Program	3	2	0	0
Minnesota GI Bill Program	4	3	0	0
Minnesota-North Dakota Reciprocity Program	132	5	0	0
Minnesota-South Dakota Reciprocity Program	19	5	0	0
Minnesota-Wisconsin Reciprocity Program	87	5	0	0
Manitoba Reciprocity Program	1	1	0	0
Minnesota Teacher Candidate	3	2	0	0
Minnesota Dream Act	2	2	0	0

* Material noncompliance is defined as any error greater than $10,000 and all instances when a state statute or other law was found to have been violated.

** The Twin Cities campus does the set-up/programming/equations, runs the batch packaging process, and posts Minnesota State Grant awards for Crookston, Duluth, Morris, and Twin Cities/Rochester students. Rochester operates under the Twin Cities campus for all financial aid purposes. We looked at Crookston, Morris, and Twin Cities/Rochester campuses in total for our examination purposes, however, the population and sample noted herein represent just the Crookston campus population and selected sample.

No examination findings or questioned costs were identified.

REPORT PACKAGE COVER PAGE

The purpose of this report cover is to identify each
Minnesota Office of Higher Education
Financial Aid Program covered by this report package

UNIVERSITY OF MINNESOTA

MINNEAPOLIS, MN

COMPLIANCE ATTESTATION EXAMINATION
OF MINNESOTA OFFICE OF HIGHER EDUCATION FINANCIAL AID PROGRAMS

UNIVERSITY OF MINNESOTA – DULUTH

* Minnesota State Grant Program
* Student Educational Loan Fund
* Non-AFDC Child Care Grant Program
* Minnesota State Work Study Program
* Minnesota Indian Scholarship Program
* Minnesota GI Bill Program
* Minnesota-North Dakota Reciprocity Program
* Minnesota-South Dakota Reciprocity Program
* Minnesota-Wisconsin Reciprocity Program
*Manitoba Reciprocity Program
*Minnesota Dream Act
*Minnesota Public Safety Officer's Survivor Grant
*Minnesota Teacher Candidate Grant
*Midwest Student Exchange Program

FOR THE STATE FISCAL YEAR ENDED JUNE 30, 2019

DELOITTE & TOUCHE LLP
Certified Public Accountants

AUDITOR INFORMATION SHEET

UNIVERSITY OF MINNESOTA - DULUTH
DARLAND ADMINISTRATION BUILDING 515
1049 UNIVERSITY DRIVE
DULUTH, MN 55812

TEL. NO. +1 218 726 7106

FAX. NO. +1 218 726 6535

PRESIDENT: Joan T.A. Gabel

CHANCELLOR: Lendley Black

CONTACT PERSON & TITLE:
Suzanne Paulson,
Controller

LEAD AUDITOR:	Judi Dockendorf
FIRM'S NAME:	Deloitte & Touche, LLP
ADDRESS	50 South Sixth Street, Suite 2800 Minneapolis, MN 55402
TEL. NO.	+1 612 397 4000
FAX. NO.	+1 612 397 4450

Minnesota Office of Higher Education Programs Examined:
*Minnesota State Grant Program
*Student Educational Loan Fund
*Non-AFDC Child Care Grant Program
*Minnesota State Work Study Program
*Minnesota Indian Scholarship Program
*Minnesota GI Bill Program
*Minnesota-North Dakota Reciprocity Program
*Minnesota-South Dakota Reciprocity Program
*Minnesota-Wisconsin Reciprocity Program
*Manitoba Reciprocity Program
*Minnesota Dream Act
*Minnesota Public Safety Officer's Survivor Grant
*Minnesota Teacher Candidate Grant
*Midwest Student Exchange Program

Other campuses/locations considered as part of this entity and covered or excluded by this examination are:

*University of Minnesota–Duluth

Institution's Primary Accrediting Organization: Higher Learning Commission

Other Accrediting Organizations: Additional accrediting organizations available upon request

Records for the accounting and administration of the Minnesota Office of Higher Education Financial Aid Programs are located at (provide location): University of Minnesota – Duluth

Deloitte & Touche LLP
Suite 2800
50 South Sixth Street
Minneapolis, MN 55402-1538
USA

Tel: +1 612 397 4000
Fax: +1 612 397 4450
www.deloitte.com

INDEPENDENT ACCOUNTANTS' REPORT

We have examined management of the University of Minnesota – Duluth's (the "Duluth Campus") assertion that the Duluth Campus complied with Minnesota statutes, rules, and procedures governing its participation in the Minnesota Office of Higher Education (OHE) Financial Aid Programs for the year ended June 30, 2019. The Duluth Campus' management is responsible for its assertion. Our responsibility is to express an opinion on management's assertion based on our examination.

Our examination was conducted in accordance with attestation standards established by the American Institute of Certified Public Accountants, *Government Auditing Standards*, issued by the Comptroller General of the United States; the Audit (Attestation) Guide, *Audits/Attestation Engagements of Federal Student Financial Assistance Programs*, issued by the U.S. Department of Education; Office of the Inspector General and the Minnesota Office of Higher Education Audit and Program Review Guide for Fiscal Year 2015-16 (most recent guide). Those standards require that we plan and perform the examination to obtain reasonable assurance about whether management's assertion is fairly stated, in all material respects. An examination involves performing procedures to obtain evidence about management's assertion. The nature, timing, and extent of the procedures selected depend on our judgment and sample sizes prescribed by OHE, including an assessment of the risks of material misstatement of management's assertion, whether due to fraud or error. We believe that the evidence we obtained is sufficient and appropriate to provide a reasonable basis for our opinion.

In our opinion, management's assertion that the Duluth Campus complied with Minnesota statutes, rules, and procedures governing its participation in the OHE Financial Aid Programs for the year ended June 30, 2019 is fairly stated, in all material respects.

Deloitte & Touche LLP

November 21, 2019

Accountants' Comments
on the Resolution of Prior Audit Findings, Recommendations and Questioned Costs

No findings, recommendations, or questioned costs were disclosed in the 2018 OHE accountants' report.

UNIVERSITY OF MINNESOTA - DULUTH

SCHEDULE OF FINDINGS AND QUESTIONED COSTS
YEAR ENDED JUNE 30, 2019

Program	Population	Sample	Instances of Material Noncompliance*	Questioned Costs
Minnesota State Grant Program	3,004**	45**	0	0
Student Educational Loan Fund	407	39	0	0
Non-AFDC Child Care Grant Program	7	5	0	0
Minnesota State Work Study Program	354	41	0	0
Public Safety Officers	1	1	0	0
Minnesota Indian Scholarship Program	22	17	0	0
Minnesota GI Bill Program	14	10	0	0
Minnesota-North Dakota Reciprocity Program	72	5	0	0
Minnesota-South Dakota Reciprocity Program	27	5	0	0
Minnesota-Wisconsin Reciprocity Program	946	5	0	0
Manitoba Reciprocity Program	3	3	0	0
Minnesota Dream Act	7	5	0	0
Minnesota Teacher Grant	4	3	0	0
Midwest Student Exchange Program	72	5	0	0

* Material noncompliance is defined as any error greater than $10,000 and all instances when a state statute or other law was found to have been violated.

** The Twin Cities campus does the set-up/programming/equations, runs the batch packaging process, and posts Minnesota State Grant awards for Crookston, Duluth, Morris, and Twin Cities/Rochester students. Rochester operates under the Twin Cities campus for all financial aid purposes. We looked at Crookston, Morris, Duluth, and Twin Cities/Rochester campuses in total for our examination purposes, however, the population and sample noted herein represent just the Duluth campus population and selected sample.

No examination findings or questioned costs were identified.

REPORT PACKAGE COVER PAGE

The purpose of this report cover is to identify each
Minnesota Office of Higher Education
Financial Aid Program covered by this report package

UNIVERSITY OF MINNESOTA

MINNEAPOLIS, MN

COMPLIANCE ATTESTATION EXAMINATION
OF MINNESOTA OFFICE OF HIGHER EDUCATION FINANCIAL AID PROGRAMS

UNIVERSITY OF MINNESOTA – MORRIS

* Minnesota State Grant Program
* Student Educational Loan Fund
* Non-AFDC Child Care Grant Program
* Minnesota State Work Study Program
* Minnesota Indian Scholarship Program
* Minnesota-North Dakota Reciprocity Program
* Minnesota-South Dakota Reciprocity Program
* Minnesota-Wisconsin Reciprocity Program
*Minnesota Dream Act

FOR THE STATE FISCAL YEAR ENDED JUNE 30, 2019

DELOITTE & TOUCHE LLP
Certified Public Accountants

AUDITOR INFORMATION SHEET

UNIVERSITY OF MINNESOTA - MORRIS
UMM CHANCELLOR'S OFFICE
ROOM 309 BEHM
600 E 4TH ST
MORRIS, MN 56267

TEL. NO. +1 320 589 6020

FAX. NO. +1 320 589 6399

PRESIDENT: Joan T.A. Gabel

CHANCELLOR: Michelle Behr

CONTACT PERSON & TITLE:
Suzanne Paulson,
Controller

LEAD AUDITOR:	Judi Dockendorf
FIRM'S NAME:	Deloitte & Touche, LLP
ADDRESS	50 South Sixth Street, Suite 2800 Minneapolis, MN 55402
TEL. NO.	+1 612 397 4000
FAX. NO.	+1 612 397 4450

Minnesota Office of Higher Education Programs Examined:
*Minnesota State Grant Program
*Student Educational Loan Fund
*Non-AFDC Child Care Grant Program
*Minnesota State Work Study Program
*Minnesota Indian Scholarship Program
*Minnesota-North Dakota Reciprocity Program
*Minnesota-South Dakota Reciprocity Program
*Minnesota-Wisconsin Reciprocity Program
*Minnesota Dream Act

Other campuses/locations considered as part of this entity and covered or excluded by this examination are:

*University of Minnesota–Morris

Institution's Primary Accrediting Organization: Higher Learning Commission

Other Accrediting Organizations: Additional accrediting organizations available upon request

Records for the accounting and administration of the Minnesota Office of Higher Education Financial Aid Programs are located at (provide location): University of Minnesota – Morris

Deloitte & Touche LLP
Suite 2800
50 South Sixth Street
Minneapolis, MN 55402-1538
USA

Tel: +1 612 397 4000
Fax: +1 612 397 4450
www.deloitte.com

INDEPENDENT ACCOUNTANTS' REPORT

We have examined management of the University of Minnesota – Morris' (the "Morris Campus") assertion that the Morris Campus complied with Minnesota statutes, rules, and procedures governing its participation in the Minnesota Office of Higher Education (OHE) Financial Aid Programs for the year ended June 30, 2019. The Morris Campus' management is responsible for its assertion. Our responsibility is to express an opinion on management's assertion based on our examination.

Our examination was conducted in accordance with attestation standards established by the American Institute of Certified Public Accountants, *Government Auditing Standards*, issued by the Comptroller General of the United States; the Audit (Attestation) Guide, *Audits/Attestation Engagements of Federal Student Financial Assistance Programs*, issued by the U.S. Department of Education; Office of the Inspector General and the Minnesota Office of Higher Education Audit and Program Review Guide for Fiscal Year 2015-16 (most recent guide). Those standards require that we plan and perform the examination to obtain reasonable assurance about whether management's assertion is fairly stated, in all material respects. An examination involves performing procedures to obtain evidence about management's assertion. The nature, timing, and extent of the procedures selected depend on our judgment and sample sizes prescribed by OHE, including an assessment of the risks of material misstatement of management's assertion, whether due to fraud or error. We believe that the evidence we obtained is sufficient and appropriate to provide a reasonable basis for our opinion.

In our opinion, management's assertion that the Morris Campus complied with Minnesota statutes, rules, and procedures governing its participation in the OHE Financial Aid Programs for the year ended June 30, 2019 is fairly stated, in all material respects.

Deloitte & Touche LLP

November 21, 2019

Accountants' Comments
on the Resolution of Prior Audit Findings, Recommendations and Questioned Costs

No findings, recommendations, or questioned costs were disclosed in the 2018 OHE accountants' report.

UNIVERSITY OF MINNESOTA - MORRIS

SCHEDULE OF FINDINGS AND QUESTIONED COSTS
YEAR ENDED JUNE 30, 2019

Program	Population	Sample	Instances of Material Noncompliance*	Questioned Costs
Minnesota State Grant Program	609**	3**	0	0
Student Educational Loan Fund	24	17	0	0
Non-AFDC Child Care Grant Program	1	1	0	0
Minnesota State Work Study Program	86	27	0	0
Minnesota-North Dakota Reciprocity Program	27	5	0	0
Minnesota-South Dakota Reciprocity Program	74	5	0	0
Minnesota-Wisconsin Reciprocity Program	40	5	0	0
Manitoba Reciprocity Program	1	1	0	0
Minnesota Dream Act	2	2	0	0

* Material noncompliance is defined as any error greater than $10,000 and all instances when a state statute or other law was found to have been violated.

** The Twin Cities campus does the set-up/programming/equations, runs the batch packaging process, and posts Minnesota State Grant awards for Crookston, Duluth, Morris, and Twin Cities/Rochester students. Rochester operates under the Twin Cities campus for all financial aid purposes. We looked at Crookston, Morris, and Twin Cities/Rochester campuses in total for our examination purposes, however, the population and sample noted herein represent just the Morris campus population and selected sample.

No examination findings or questioned costs were identified.

REPORT PACKAGE COVER PAGE

The purpose of this report cover is to identify each
Minnesota Office of Higher Education
Financial Aid Program covered by this report package

UNIVERSITY OF MINNESOTA

MINNEAPOLIS, MN

COMPLIANCE ATTESTATION EXAMINATION
OF MINNESOTA OFFICE OF HIGHER EDUCATION FINANCIAL AID PROGRAMS

UNIVERSITY OF MINNESOTA – TWIN CITIES
UNIVERSITY OF MINNESOTA – ROCHESTER

* Minnesota State Grant Program
* Student Educational Loan Fund
* Non-AFDC Child Care Grant Program
* Minnesota State Work Study Program
* Minnesota Indian Scholarship Program
* Minnesota GI Bill Program
* Minnesota-North Dakota Reciprocity Program
* Minnesota-South Dakota Reciprocity Program
* Minnesota-Wisconsin Reciprocity Program
*Manitoba Reciprocity Program
*Minnesota Dream Act
*Minnesota Teacher Candidate Grant

FOR THE STATE FISCAL YEAR ENDED JUNE 30, 2019

DELOITTE & TOUCHE LLP
Certified Public Accountants

AUDITOR INFORMATION SHEET

UNIVERSITY OF MINNESOTA – TWIN CITIES
100 CHURCH STREET SE
220 MORRILL HALL
MINNEAPOLIS, MN 55455

TEL. NO. +1 612 625 6300

FAX. NO. +1 612 624 3318

PRESIDENT: Joan T.A. Gabel

CONTACT PERSON & TITLE:
Suzanne Paulson,
Controller

LEAD AUDITOR:	Judi Dockendorf
FIRM'S NAME:	Deloitte & Touche, LLP
ADDRESS	50 South Sixth Street, Suite 2800 Minneapolis, MN 55402
TEL. NO.	+1 612 397 4000
FAX. NO.	+1 612 397 4450

Minnesota Office of Higher Education Programs Examined:
*Minnesota State Grant Program
*Student Educational Loan Fund
*Non-AFDC Child Care Grant Program
*Minnesota State Work Study Program
*Minnesota Indian Scholarship Program
*Minnesota GI Bill Program
*Minnesota-North Dakota Reciprocity Program
*Minnesota-South Dakota Reciprocity Program
*Minnesota-Wisconsin Reciprocity Program
*Manitoba Reciprocity Program
*Minnesota Dream Act
*Minnesota Teacher Grant

Other campuses/locations considered as part of this entity and covered or excluded by this examination are:

*University of Minnesota–Twin Cities
*University of Minnesota–Rochester

Institution's Primary Accrediting Organization: Higher Learning Commission

Other Accrediting Organizations: Additional accrediting organizations available upon request

Records for the accounting and administration of the Minnesota Office of Higher Education Financial Aid Programs are located at (provide location): University of Minnesota – Twin Cities

Deloitte & Touche LLP
Suite 2800
50 South Sixth Street
Minneapolis, MN 55402-1538
USA

Tel: +1 612 397 4000
Fax: +1 612 397 4450
www.deloitte.com

INDEPENDENT ACCOUNTANTS' REPORT

We have examined management of the University of Minnesota – Twin Cities' (the "Twin Cities Campus") assertion that the Twin Cities Campus complied with Minnesota statutes, rules, and procedures governing its participation in the Minnesota Office of Higher Education (OHE) Financial Aid Programs for the year ended June 30, 2019. The Twin Cities Campus' management is responsible for its assertion. Our responsibility is to express an opinion on management's assertion based on our examination.

Our examination was conducted in accordance with attestation standards established by the American Institute of Certified Public Accountants, *Government Auditing Standards*, issued by the Comptroller General of the United States; the Audit (Attestation) Guide, *Audits/Attestation Engagements of Federal Student Financial Assistance Programs*, issued by the U.S. Department of Education; Office of the Inspector General and the Minnesota Office of Higher Education Audit and Program Review Guide for Fiscal Year 2015-16 (most recent guide). Those standards require that we plan and perform the examination to obtain reasonable assurance about whether management's assertion is fairly stated, in all material respects. An examination involves performing procedures to obtain evidence about management's assertion. The nature, timing, and extent of the procedures selected depend on our judgment and sample sizes prescribed by OHE, including an assessment of the risks of material misstatement of management's assertion, whether due to fraud or error. We believe that the evidence we obtained is sufficient and appropriate to provide a reasonable basis for our opinion.

In our opinion, management's assertion that the Twin Cities Campus complied with Minnesota statutes, rules, and procedures governing its participation in the OHE Financial Aid Programs for the year ended June 30, 2019 is fairly stated, in all material respects.

Deloitte & Touche LLP

November 21, 2019

Accountants' Comments
on the Resolution of Prior Audit Findings, Recommendations and Questioned Costs

No findings, recommendations, or questioned costs were disclosed in the 2018 OHE accountants' report.

UNIVERSITY OF MINNESOTA - TWIN CITIES

SCHEDULE OF FINDINGS AND QUESTIONED COSTS
YEAR ENDED JUNE 30, 2019

Program	Population	Sample	Instances of Material Noncompliance*	Questioned Costs
Minnesota State Grant Program	8,009**	39**	0	0
Student Educational Loan Fund	999	43	0	0
Non-AFDC Child Care Grant Program	117	33	0	0
Minnesota State Work Study Program	1,796	44	0	0
Minnesota Indian Scholarship Program	29	22	0	0
Minnesota GI Bill Program	63	25	0	0
Minnesota-North Dakota Reciprocity Program	321	5	0	0
Minnesota-South Dakota Reciprocity Program	429	5	0	0
Minnesota-Wisconsin Reciprocity Program	4,200	5	0	0
Manitoba Reciprocity Program	15	5	0	0
Minnesota Dream Act	54	27	0	0
Minnesota Teacher Grant	24	18	0	0

* Material noncompliance is defined as any error greater than $10,000 and all instances when a state statute or other law was found to have been violated

** The Twin Cities campus does the set-up/programming/equations, runs the batch packaging process, and posts Minnesota State Grant awards for Crookston, Duluth, Morris, and Twin Cities/Rochester students. Rochester operates under the Twin Cities campus for all financial aid purposes. We looked at Crookston, Morris, Duluth, and Twin Cities/Rochester campuses in total for our examination purposes, however, the population and sample noted herein represent just the Twin Cities campus population and selected sample.

No examination findings or questioned costs were identified.

Deloitte & Touche LLP
Suite 2800
50 South Sixth Street
Minneapolis, MN 55402-1538
USA

Tel: +1 612 397 4000
Fax: +1 612 397 4450
www.deloitte.com

INDEPENDENT ACCOUNTANTS' REPORT ON APPLYING AGREED-UPON PROCEDURES

Board of Regents and
Athletic Director Mark Coyle
University of Minnesota
Minneapolis, Minnesota

We have performed the procedures enumerated below, which were agreed to by the University of Minnesota Athletics Department (the "University"), on the accounting records as of and for the year ended June 30, 2019, solely to assist you in evaluating whether the accompanying statement of revenues and expenditures and the related notes (the "Statement") is in compliance with the National Collegiate Athletic Association (NCAA) Bylaw 3.2.4.15 and FY2019 Financial Agreed-Upon Procedures dated April 10, 2019 ("NCAA Bylaw 3.2.4.15"). The University is responsible for the Statement and the University's compliance with those requirements. The sufficiency of these procedures is solely the responsibility of those parties specified in this report. Consequently, we make no representation regarding the sufficiency of the procedures described below either for the purpose for which this report has been requested or for any other purpose.

Agreed-Upon Procedures Related to the Statement of Revenues and Expenses

- We obtained the Statement for the year ended June 30, 2019, as included in Exhibit A to this report.

- We recalculated the total dollar amounts on the Statement and compared the amounts on each line on the Statement to the corresponding amounts on the reconciliation prepared by management between the University's general ledger and the amounts on the Statement, noting no exceptions.

- We compared the dollar amounts on management's reconciliation to the University's general ledger and recalculated the total presented in the Statement, noting no exceptions.

- We compared current year recorded revenue and expense amounts over 10% of the total revenue or expense amounts, respectively, to prior year recorded amounts and current year budgeted amounts obtained from the University recorded in the Statement and general ledger and obtained explanations from management for any variances in excess of 10% in revenue and expense amounts.

Agreed-Upon Procedures Related to Revenues and Expenditures

- We compared and agreed each operating revenue and operating expense category reported in the Statement during the year ended June 30, 2019, to supporting schedules provided by management, noting no exceptions.

- We haphazardly selected 14 operating revenue and 20 operating expense transactions from the Statement and compared and agreed the date, name, dollar amount, and description to supporting documentation. Our selections were made through the following procedures on revenues and expenditures in accordance with the agreed upon procedures required by NCAA Bylaw 3.2.4.15.

Revenues

We did not perform procedures for a specific category if the specific category was less than 4% of total revenues.

- We compared tickets sold during the year ended June 30, 2019, complimentary tickets provided during the year ended June 30, 2019, and unsold tickets during the year ended June 30, 2019, to the related revenue reported by the University in the Statement and the related attendance figures and recalculated totals, noting no exceptions.

- We inquired of University management as to whether the University received student fee revenue during the year ended June 30, 2019, noting that it did not; no further procedures were performed.

- We inquired of University management as to whether the University received direct state or other governmental support during the year ended June 30, 2019, noting that it did not; no further procedures were performed.

- We compared the total direct institutional support recorded by the University during the year ended June 30, 2019 to the institutional support of budget transfers documentation and other corroborative supporting documentation, noting no exceptions.

- We inquired of the University management as to whether the Athletics Department incurred transfers back to the University during the year ended June 30, 2019, noting that it did not; no further procedures were performed.

- We compared the total indirect institutional support recorded by the University during the year ended June 30, 2019 to institutional support of budget transfers documentation and corroborative supporting documentation, noting no exceptions.

- We obtained the listing of away game guarantees during the year ended June 30, 2019 and traced a settlement report and contractual agreement for the selected away game guarantee to the University's general ledger and the Statement, noting no exceptions.

- We inquired of University management as to whether the University received contributions of money, goods, or services directly by an intercollegiate athletics program from any affiliated or outside organization, agency, or group of individuals not included above that constituted 10% or more in aggregate for the reporting year of all contributions received for intercollegiate athletics during the year ended June 30, 2019, noting there were none; no further procedures were performed.

- We calculated the total amount of in-kind donations during the year ended June 30, 2019, noting the in-kind donations were less than 4% of total revenues; no further procedures were performed.

- We inquired of University management as to whether any employees of the University received compensation and benefits provided by a third party during the year ended June 30, 2019, noting that none did; no further procedures were performed.

- We obtained and inspected agreements related to the University's participation in revenues from broadcast, television, and radio rights during the year ended June 30, 2019 to gain an understanding of the rights received by the University through its conference offices. We compared and agreed related revenues to a summary statement of all media rights identified and haphazardly selected one agreement. We traced our selection to supporting documentation, compared the amounts to the amounts listed in the general ledger detail, and recalculated totals, noting no exceptions.

- We compared the amounts recorded in NCAA distributions revenue during the year ended June 30, 2019 to general ledger detail for NCAA distributions and haphazardly selected one distribution. We traced our selection to supporting documentation, compared the amounts to the amounts listed in the general ledger detail, and recalculated totals, noting no exceptions.

- We obtained and inspected agreements related to the University's conference distributions and participation in revenues from tournaments during the year ended June 30, 2019, to gain an understanding of the relevant terms and conditions. We compared and agreed the related revenues to the University's general ledger and the Statement and made one haphazard selection. We traced our selection to supporting documentation, compared the amounts to the amounts listed in the general ledger detail, and recalculated totals, noting no exceptions.

- We obtained the listing of program sales, concessions, novelty sales, and parking during the year ended June 30, 2019, agreed the total to the Statement and made three haphazard selections. We traced our selections to supporting documentation, compared the amounts to the amounts listed in the general ledger detail, and recalculated totals, noting no exceptions.

- We obtained and inspected agreements related to the University's participation in revenues from royalties, licensing, advertisements, and sponsorships during the year ended June 30, 2019 to gain an understanding of the relevant terms and conditions, compared, agreed the total related revenues within the supporting schedule to the Statement and made one haphazard selection. We traced our selection to supporting documentation, compared the amount to the amount listed in the general ledger detail, and recalculated totals, noting no exceptions.

- We inquired of University management as to whether the University received sports camp revenues during the year ended June 30, 2019, noting none; no further procedures were performed.

- We obtained the listing of endowment and investment income during the year ended June 30, 2019, agreed the total to the Statement and made one haphazard selection. We traced our selection to supporting documentation, compared the amount to the amount listed in the general ledger detail, and recalculated the total, noting no exception.

- We obtained the listing of bowl revenues during the year ended June 30, 2019, agreed the total to the Statement and made one haphazard selection. We traced our selection

to supporting documentation, compared the amount to the amount listed in the general ledger detail, and recalculated the total, noting no exception.

Expenditures

We did not perform procedures for a specific category if the specific category was less than 4% of total expenses.

- We selected a haphazard sample of 40 students from the listing of University student aid recipients during the year ended June 30, 2019, obtained individual student account detail for each selection and compared total aid allocated from the related aid award letter to the student's account. We compared the information for each student selected from the listing to ensure their information was reported accurately in the NCAA's Compliance Assistant software, including recalculating the equivalency unit value reported to the NCAA for each student selected within the sample, and recalculated totals. We recalculated totals for each sport and overall. We did not perform equivalency unit recalculations for summer session student selections because the University is not required to report equivalency unit values to the NCAA for the summer session. As part of our testing, we noted one exception as follows:

    - The calculated equivalency value for one of the students selected from men's hockey team was incorrect. The Athletics Department indicated his cost of attendance was incorrectly calculated as one semester as an undergrad student and one semester a graduate student, when the student was a graduate student for both fall and spring semester. The change in cost of attendance caused the calculated equivalency to increase from .69 to .73. The compliance department updated Compliance Assistant in December 2019 to correct this variance and provided an updated report to us. After this update the men's hockey team is still within their maximum equivalency limit.

  No other exceptions were noted.

- We calculated the total amount of the University's guarantees expenses during the year ended June 30, 2019, noting the guarantee expenses were less than 4% of total expenses; no further procedures were performed.

- We obtained and inspected a listing of coaches employed by the University during the year ended June 30, 2019 and selected five coaches' contracts that included football, and men's and women's basketball from the listing. For each selection we compared and agreed the financial terms and conditions of each selection to the related coaching salaries, benefits, and bonuses recorded by the University in the Statement during the year ended June 30, 2019. We obtained and inspected payroll summary registers for the year ended June 30, 2019 for each selection. We compared and agreed payroll summary registers for the year ended June 30, 2019 to the related coaching salaries, benefits, and bonuses paid by the University and the expense recorded by the University in the Statement for the year ended June 30, 2019. We compared and agreed the totals recorded to the employment contracts executed for the sample selected and recalculated totals. No exceptions were noted as a result of our procedures.

- We inquired of University management as to whether any coaches were employed by third parties during the year ended June 30, 2019, noting there were none; no further procedures were performed.

- We selected five support staff/administrative personnel employed by the University during the year ended June 30, 2019. We obtained and inspected the payroll register for the selected personnel for the reporting period. We compared and agreed related summary payroll register to the related support staff/administrative salaries, benefits, and bonuses paid by the University and related entities expense recorded by the University in the Statement during the reporting period and recalculated the totals, noting no exceptions.

- We inquired of University management as to whether any support staff/administrative personnel were employed by third parties during the year ended June 30, 2019, noting there were none; no further procedures were performed.

- We calculated the total amount of the University's severance payments during the year ended June 30, 2019, noting the severance payments were less than 4% of total expenses; no further procedures were performed.

- We calculated the total amount of the University's recruiting expenses during the year ended June 30, 2019, noting the recruiting expenses were less than 4% of total expenses; no further procedures were performed.

- We obtained and documented an understanding of the University's team travel policies and compared and agreed to existing University and NCAA-related policies. We obtained general ledger detail for the year ended June 30, 2019, compared to the total expenses reported the supporting schedule to the amount recorded in the Statement, noting no exceptions.

- We calculated the total amount of the University's equipment, uniforms, and supplies expenses during the year ended June 30, 2019, noting the equipment, uniforms, and supplies expenses were less than 4% of total expenses; no further procedures were performed.

- We calculated the total amount of the University's game expenses during the year ended June 30, 2019, noting the game expenses were less than 4% of total expenses; no further procedures were performed.

- We calculated the total amount of the University's fundraising, marketing, and promotion expenses during the year ended June 30, 2019, noting the fundraising, marketing, and promotion expenses were less than 4% of total expenses; no further procedures were performed.

- We inquired of University management as to whether the University had any sports camp expenses during the year ended June 30, 2019 noting that sports camps at the University are independently owned and are not operated by the University; no further procedures were performed.

- We calculated the total amount of the University's spirit group expenses during the year ended June 30, 2019, noting the spirit group expenses were less than 4% of total expenses; no further procedures were performed.

- We obtained the listing of debt service schedules, lease payments, and rental fees for athletics facilities during the year ended June 30, 2019 and selected five facility payments including the top two highest facility payments. We traced our selections to

supporting documentation, compared the amounts to the amounts listed in the general ledger detail, and recalculated totals, noting no exceptions.

- We obtained general ledger detail of direct overhead and administrative expenses during the year ended June 30, 2019 and made five haphazard selections. We traced our selections to supporting documentation, compared the amounts to the amounts listed in the general ledger detail, and recalculated totals, noting no exceptions.

- We calculated the total amount of the University's medical expenses and medical insurance during the year ended June 30, 2019, noting the medical expenses and medical insurance were less than 4% of total expenses; no further procedures were performed.

- We calculated the total amount of the University's membership and dues expenses during the year ended June 30, 2019, noting the membership and dues expenses were less than 4% of total expenses; no further procedures were performed.

- We calculated the total amount of the University's other operating expenses during the year ended June 30, 2019, noting the other operating expenses were less than 4% of total expenses; no further procedures were performed.

- We calculated the total amount of the University's student-athlete meals (non-travel) expenses during the year ended June 30, 2019, noting the student-athlete meals (non-travel) expenses were less than 4% of total expenses; no further procedures were performed.

- We calculated the total amount of the University's bowl expenses during the year ended June 30, 2019, noting the bowl expenses were less than 4% of total expenses; no further procedures were performed.

Agreed-Upon Procedures for the University's Financial Reporting

- We compared and agreed the sports sponsored reported in the NCAA Membership Financial Reporting System, to the squad lists of the University, noting no exceptions.

- We obtained the University's Sports Sponsorship and Demographics Forms Report for the year ended June 30, 2019 and compared the countable sports reported by the University that met the minimum requirements set forth in Bylaw 20.9.6.3 for the number of contests and the number of participants in each contest that is counted toward meeting the minimum-contest requirement, noting no exceptions.

- We agreed the countable sports reported by the University for revenue distribution purposes to the NCAA Membership Financial Reporting System, noting no exceptions.

- We compared and agreed a listing of students who received a Pell Grant reported in the NCAA Membership Financial Reporting system to the listing of the institution, noting no exceptions.

- We inquired of University management as to whether there were any Excess Transfers to Institution during the year ended June 30, 2019, noting there were none. No further procedures were performed.

- We inquired of University management as to whether there were any Conference Realignment Expenses during the year ended June 30, 2019, noting there were none. No further procedures were performed.

Agreed-Upon Procedures for Affiliated and Outside Organizations

- We obtained the list of all affiliated and outside organizations that contribute funds to the University's Intercollegiate Athletics Department, a summary of which is included as Exhibit D to this report.

- We obtained the related statements of contributions for the year ended June 30, 2019, from the officers of the affiliated and outside organizations via confirmation directly with the affiliated and outside organizations, noting no exceptions.

- We agreed the dollar amount of contributions received from the affiliated and outside organizations to the general ledger of the University, noting no exceptions.

- We directly confirmed cash balances recorded as of June 30, 2019 by the affiliated and outside organization and reviewed the related year-end bank reconciliations, noting no exceptions.

Agreed-Upon Procedures Related to Capital Assets

- We obtained a schedule of athletics related capital expenditures as of June 30, 2019.

- We obtained general ledger detail of capital expenditures as of June 30, 2019 and compared to the total expenditures report, noting no exceptions.

- We haphazardly selected five transactions. We traced our selections to supporting documentation, compared the amounts to the amounts listed in the general ledger detail, and recalculated totals, noting no exceptions.

Agreed-Upon Procedures Related to Debt

- We obtained repayment schedules for all outstanding intercollegiate athletics debt as of June 30, 2019.

- We recalculated annual maturities provided in the schedules obtained, noting no exceptions.

- We agreed the total annual maturities and total outstanding intercollegiate athletic related debt to supporting documentation and the University's general ledger, noting no exceptions.

- We agreed the total outstanding institutional debt to supporting documentation and the University's audited financial statements, noting no exceptions.

This agreed-upon procedures engagement was conducted in accordance with attestation standards established by the American Institute of Certified Public Accountants. The agreed-upon procedures do not constitute an audit of financial statements or any part thereof, the objective of which would be the expression of an opinion on the financial statements or any part thereof. Accordingly, we do not express such an opinion or conclusion. Had we

performed additional procedures, other matters might have come to our attention that would have been reported to you.

This report is intended solely for the use of the administration of the University, the University's Board of Regents, and authorized representatives of the NCAA and is not intended to be, and should not be, used by anyone other than these specified parties.

Deloitte & Touche LLP

January 13, 2020

EXHIBIT A

UNIVERSITY OF MINNESOTA-MINNEAPOLIS, MINNESOTA

University of Minnesota Athletics Department-National Collegiate Athletic Association

STATEMENT OF REVENUE AND EXPENDITURES
FOR THE YEAR ENDED JUNE 30, 2019

	Football	Men's Basketball	Other Men's Sports	Women's Basketball	Other Women's Sports	Nonprogram Specific	Total
REVENUES:							
Ticket sales	9,398,681	4,714,824	4,300,081	677,729	824,520	16,845	19,932,680
Direct institutional support	-	-	-	-	-	2,086,519	2,086,519
Indirect institutional support	-	-	-	-	-	5,135,401	5,135,401
Indirect institutional support-athletic facilities, debt service, lease, and rental fees	-	-	24,504	-	247,475	478,833	750,812
Guarantees		30,000	35,000		3,500	-	68,500
Contributions	8,481,970	2,714,235	2,457,593	382,012	767,143	2,973,849	17,776,802
In-kind	166,136	-	-	-	-	2,995	169,131
Media rights	34,879,953	8,719,987	-	-	-	116,922	43,716,862
NCAA distributions	-	2,300,688	39,293	31,172	141,887	2,999,095	5,512,135
Conference distributions (nonmedia and nonbowl)	8,750,542	332,052	103,733	-	-	208,695	9,395,022
Program, novelty, parking, and concession sales	(194)	(3,120)	(1,134)	(1,555)	1,204	3,580,237	3,575,438
Royalties, licensing, advertisements, and sponsorships		-				12,657,227	12,657,227
Athletics-restricted endowment and investments income	-	-	-	-	-	1,265,670	1,265,670
Other operating revenue	15,982	-	27,031		47,111	7,094,231	7,184,355
Bowl revenues	1,229,900	-	-	-	-	-	1,229,900
Total revenues	62,922,970	18,808,666	6,986,101	1,089,358	2,032,840	38,616,519	130,456,454

(Continued)

EXHIBIT A

UNIVERSITY OF MINNESOTA-MINNEAPOLIS, MINNESOTA

University of Minnesota Athletics Department-National Collegiate Athletic Association

STATEMENT OF REVENUE AND EXPENDITURES
FOR THE YEAR ENDED JUNE 30, 2019

	Football	Men's Basketball	Other Men's Sports	Women's Basketball	Other Women's Sports	Nonprogram Specific	Total
EXPENSES:							
Athletic student aid	4,068,818	596,504	2,895,780	612,196	5,438,567	220,352	13,832,217
Guarantees	2,300,000	443,000	120,532	141,800	38,449		3,043,781
Coaches salaries, benefits, and bonuses paid by the university and related entities	9,155,839	4,325,391	3,483,957	1,236,778	4,056,890	14,406	22,273,261
Support staff/administrative salaries, benefits, and bonuses paid by the university and related entities	2,436,406	425,357	454,799	254,454	606,239	16,858,627	21,035,882
Severance payments	578,092	-	22,354	-	-	9,822	610,268
Recruiting	1,191,970	505,545	336,673	203,544	413,273	2,883	2,653,888
Team travel	1,023,713	1,218,751	2,283,529	849,401	3,005,646	-	8,381,040
Sports equipment, uniforms, and supplies	1,589,623	302,243	946,919	213,866	1,263,265	129,198	4,445,114
Game expenses	2,097,949	353,952	518,650	305,047	343,291	804,057	4,422,946
Fundraising, marketing, and promotion	283,769	95,013	98,903	68,479	51,151	1,537,381	2,134,696
Spirit groups	-	-	-	-	-	1,043,293	1,043,293
Athletic facilities debt service, lease, and rental fees	1,933,049	-	1,498,669	-	811,475	7,852,625	12,095,818
Direct overhead and administrative expenses	4,693,773	469,777	1,820,177	467,596	2,707,371	7,417,156	17,575,850
Indirect institutional support	-	-	-	-	-	5,135,401	5,135,401
Medical expenses and insurance	46,153	-	-	-	-	1,301,552	1,347,705
Memberships and dues	5,555	730	5,740	754	5,942	152,885	171,606
Student athlete meals	1,047,847	166,557	263,821	79,244	278,668	1,184,471	3,020,608
Other operating expenses	633,255	216,818	437,740	105,933	162,790	3,245,253	4,801,789
Bowl expenses	1,425,093	-	-	-	-	-	1,425,093
Total expenses	34,510,904	9,119,638	15,188,243	4,539,092	19,183,017	46,909,362	129,450,256
NET SURPLUS/(DEFICIT)	28,412,066	9,689,028	(8,202,142)	(3,449,734)	(17,150,177)	(8,292,843)	1,006,198

(Concluded)

UNIVERSITY OF MINNESOTA, MINNEAPOLIS, MINNESOTA
University of Minnesota Athletics Department-National Collegiate Athletic Association

NOTES TO THE STATEMENT OF REVENUE AND EXPENDITURES FOR THE YEAR ENDED JUNE 30, 2019

Management informed us that the information on operating and gift-related revenues and operating expenditures is presented in accordance with the principles stated in the NCAA Agreed-Upon Procedures manual dated April 10, 2019, which contained policies and procedures related to the administration of NCAA Bylaw 3.2.4.15. In addition, management informed us of the following:

Revenue Recognition—The amounts in the Statement were obtained from the University's general ledger, which is maintained on an accrual basis. The University prepared the Statement using the basic accounting and revenue recognition principles set forth in the American Institute of Certified Public Accountants Audit and Accounting Guide entitled "Not-for-Profit Organizations" (the "NFP Audit Guide") and in the National Association of College and University Business Officers publication entitled "College and University Business Administration," and revenue is presented on an accrual basis. The Statement presents a net surplus (deficit), but does not present any fund or net asset balances. In addition, changes in loan, endowment, or plant funds related to intercollegiate athletics are not included in the Statement.

The University records depreciation on physical plant and equipment; however, depreciation is not part of the Statement. Revenues include all unrestricted and restricted resources earned during the year to the extent that such funds were expended for current operating purposes. Ticket sales are recorded as revenue during the year in which the related event is scheduled. Revenues related to events scheduled subsequent to year-end are deferred.

Contributions—Contribution revenue included in the Statement represents contributions given to the University based on the donor's instructions. There were no individual contributions in excess of 10% of all contributions received for the University for the year ended June 30, 2019.

Gifts—Revenues include amounts received directly from individuals, corporations, associations, foundations, clubs, or other organizations that are designated or restricted by the donor for the operations of the athletics program.

Investment and Endowment Income—Revenues include unrestricted and restricted investment and endowment income to the extent expended for operations of intercollegiate athletics.

Revenue Allocations—Revenues include subsidies from the University of Minnesota. These amounts are allocated by the University's management.

Capitalized Assets—Land, buildings, and other property are recorded at cost, if purchased or constructed, or at market value on the date of gift, if received by gift or bequest.

Expenditures—Expenditures included in the Statement are presented on a cash basis.

EXHIBIT B

UNIVERSITY OF MINNESOTA-MINNEAPOLIS, MINNESOTA

University of Minnesota Athletics Department-National Collegiate Athletic Association

CAPITAL ASSET ACTIVITY
AS OF AND FOR THE YEAR ENDED JUNE 30, 2019

	Balance at July 1, 2018	Additions	Deletions	Reinstatements	Transfers	Balance at June 30, 2019
GROSS BUILDING:						
Robbie Stadium, Elizabeth Lyle	$ 2,779,205	$ -	$ -	$ -	$ -	$ 2,779,205
Ridder Arena and Bselne Tns Fac	20,774,551					20,774,551
Williams Arena—Wmns Locker Rms	832,715					832,715
Aquatic Center—Canoe Storage B	110,421					110,421
U of Minnesota Boat House	4,894,450					4,894,450
Bierman Field Athletic Bldg	3,205,666					3,205,666
Bierman Field Athletic Bld-Ren	7,571,682					7,571,682
Gibson/Nagurski Football Facil	12,694,581					12,694,581
Bierman Field Clubhouse	26,332					26,332
Bierman Field Clubhouse—Tool R	1,000					1,000
Bierman Field Clubhse-Stre Shd	1,250					1,250
Siebert Stadium	7,614,850					7,614,850
Track and Field storage bldg	51,057					51,057
Mariucci Arena	23,909,760					23,909,760
Field House, University of Min	1,477,379					1,477,379
Field House, UMN—renovation	21,109					21,109
Peik Gymnasium	1,149,106					1,149,106
Cowles Stadium, Jane Sage	2,612,416					2,612,416
Williams Arena and Sprts Paviln	21,926,971					21,926,971
Driving range bldg, golf crse	228,536					228,536
Golf club house	35,565					35,565
Turf Management Ctr, golf crse	49,602					49,602
Turf Mgmt Center golf crse-ren	1,034,754					1,034,754
Gymnasium	108,535					108,535
Gymnasium—renovation	2,865,255					2,865,255
Gymnasium—pool and renovation	3,946,734					3,946,734
Golf course projects	56,085					56,085
Golf course projects	341,777					341,777
Track and field stadium	975,170					975,170
Cowles Stadium, Jane Sage	58,280					58,280
Golf course tunnel	82,500					82,500
Tennis crts 1715 5th St S.E.	335,076					335,076
TCF Stadium	282,083,163				(84,044)	281,999,119
Replacement fieldturf in indoor practice facility	475,078					475,078
Golf Team Practice Course	418,327					418,327
Robbie Stadium Support Building	48,791					48,791
Mariucci Locker Room Upgrade	136,116					136,116
Athletes Village Excellence Center	227,021					227,021
Athletes Village Football Performance—Indoor Football	255,399					255,399
Intercollegiate Athletics—Athletes Village	150,913,243				(3,239,639)	147,673,604
Williams Arena 2008 Addition	1,111,115					1,111,115
Bierman Wrestling Practice Room	0	2,327,951				2,327,951
Track and Recreation Sports Bubble	0	18,490,440				18,490,440
Year Round Golf Facility	0	3,346,434				3,346,434
TOTAL BUILDING	$ 557,440,623	$ 24,164,825	$ -	$ -	$ (3,323,683)	$ 578,281,765
GROSS EQUIPMENT	$ 20,353,270	$ 488,951	$ (612,512)	$ -	$ -	$ 20,229,709

EXHIBIT C

UNIVERSITY OF MINNESOTA-MINNEAPOLIS, MINNESOTA

University of Minnesota Athletics Department-National Collegiate Athletic Association

LONG-TERM DEBT REPAYMENT SCHEDULE
AS OF JUNE 30, 2019

Project	Original Loan Amount Related to Athletics Dept Project	Outstanding Principal Amount of Athletic Debt at June 30, 2019	Interest Rate Charged to Athletics	FY19 Debt Service
Athletics facilities project	$ 40,000,000	$ 3,723,203	4.28 %	$ 1,348,962
Various facilities projects	10,535,401	1,173,059	3.80	750,812
TCF Bank Stadium	28,000,000	18,055,105	2.50	1,710,550
TCF Bank Stadium	25,000,000	12,128,000	1.75	222,499
Aquatic Center HVAC	3,200,000	3,200,000	0.00	-
Athletes Village	66,517,750	64,762,836	3.30	3,950,000
Athletes Village	33,372,000	33,372,000	3.00	1,016,405
Track & Field Facility	19,000,000	18,493,608	3.30	1,128,000
TOTAL	$ 225,625,151	$ 154,907,811		$ 10,127,228

General obligation (GO) bonds or commercial paper (CP) supported by the full faith and credit of the University of Minnesota are issued for various capital projects. When a project related to athletics facilities is funded by external debt, the Athletics Department is generally charged its applicable share of debt service for that debt.

TCF Bank Stadium (the "Stadium"), completed in July 2009, was financed with various debt issuances, private donations, corporate sponsorships, student fees, game-day parking fees, and other University of Minnesota revenues. The debt issuances supporting the Stadium included GO bonds Series 2009A, with a par of $41,000,000 GO bonds Series 2009B with a par of $17,035,000, Special Purpose Revenue Bonds (State Supported Stadium Debt) Series 2006, with a par of $137,250,000, and CP Series D totaling $25,000,000.

Repayment of $28,000,000 of the $41,000,000 GO Series 2009A is an obligation of the Athletics Department. The remaining $13,000,000 of the $41,000,000 of GO Series 2009A is funded by student activity fees, which are not part of the Athletics Department and is not included in the long-term debt repayment schedule above. Repayment of the GO Series 2009B is funded by a separate contractual agreement that is not included in the activity of the Athletics Department and is not included in the table above.

Debt service payments on the $25,000,000 of CP Series D are being funded by future gifts as they are received by the foundation and/or Athletics Department revenue. Fiscal year 2019 charges to the Athletics Department are based on the actual interest and fees the University of Minnesota paid on the CP.

The state-supported Stadium debt is a special limited obligation of the University of Minnesota, and is not included in the long-term debt repayment schedule above. Specified transfers are expected to be made by the State of Minnesota pursuant to legislation providing for the appropriation of such transfer from the general fund of the State of Minnesota for the payment of the state-supported Stadium debt. On August 26, 2015, the University of Minnesota issued Special Purpose Revenue Refunding Bonds Series 2015A. The Series 2015A was issued in the par amount of $90,075,000 to defease and refund the Special Purpose Revenue Bonds Series 2006. The State of Minnesota is expected to continue to make the specified transfer for the Series 2015A pursuant to amended legislation. There are no other revenues nor assets of the University of Minnesota, nor the full faith and credit of the University of Minnesota, that are pledged for repayment of the principal or interest on the state-supported Stadium debt.

Athletes Village, completed in January 2018, was financed with various debt issuances, private donations, and corporate sponsorships. The debt issuances supporting Athletes Village included GO Bonds Series 2017A in the amount of $66,517,750 and CP Series G in the amount of $32,000,000. The University issued an additional $1,372,000 in FY19, totaling $33,372,000.

The Track and Field Facility, completed in October 2018, was financed with GO Bonds Series 2017A in the approximate amount of $19,000,000 and private donations. The cost included the relocation of the recreation sports bubble and softball field.

In August 2018, the financing agreement for the Aquatic Center HVAC project was finalized. The Athletic Department is responsible for one-third of the $12,600,000 project cost, set to begin in April 2019. Their share is funded by GO Bonds series 2019A in the approximate amount of $3,200,000.

EXHIBIT D

UNIVERSITY OF MINNESOTA-MINNEAPOLIS, MINNESOTA

University of Minnesota Athletics Department-National Collegiate Athletic Association

BOOSTER CLUB ACTIVITY
FOR THE YEAR ENDED JUNE 30, 2019

	Beginning Cash Balance	Cash Receipts	To or On Behalf of Program	To or On Behalf of Boosters	Non University Activity	Ending Cash Balance
MEN'S ACTIVITY:						
Baseline Club	$ 21,973	$ 20,267	$ 5,000	$ 13,120	$ 274	$ 23,846
Dugout Club	20,048	70,557	12,184	55,424	252	22,745
Goal Line Club	127,758	73,035	10,000	110,100	43	80,650
Golden Dunkers	32,611	38,404	20,000	30,998	2,023	17,994
Graceful G/G	15,102	2,300	1,069	4,239	0	12,095
Takedown Club	17,733	112,999	0	117,294	28	13,409
Total men's activity	235,225	317,561	48,253	331,175	2,619	170,739
WOMEN'S ACTIVITY:						
10.0 Club	3,816	100	3,901	0	15	0
Courtside Club	22,816	0	0	0	0	22,816
Fast Break Club	4,283	0	0	557	0	3,727
The Inside Track (Friends Of Mn)	44,572	13,554	0	5,078	0	53,049
Point U!	11,740	9,639	5,755	2,275	0	13,350
Power Play	18,791	10,509	0	8,965	0	20,335
Total women's activity	106,018	33,803	9,656	16,874	15	113,277
BOTH—Fast Lane Fans	21,634	1,050	0	0	0	22,684
TOTAL ACTIVITY	$ 362,878	$ 352,414	$ 57,909	$ 348,049	$ 2,634	$ 306,700

Deloitte.

UNIVERSITY OF MINNESOTA

Presentation to the Audit & Compliance Committee of the Board of Regents

Deloitte & Touche LLP
January 23, 2020
(to be presented February 13, 2020)

Deloitte.

Deloitte & Touche LLP
Suite 2800
50 South 6th Street
Minneapolis, MN
USA

www.deloitte.com

January 23, 2020

Audit and Compliance Committee of the Board of Regents
University of Minnesota
1300 South Second Street
Minneapolis, MN 55455 USA

Dear Members of the Audit and Compliance Committee of the Board of Regents:

We have performed audit and related services stated in our client service plan, which was addressed to the Board of Regents dated April 25, 2019 for the University of Minnesota (the "University"), as of and for the year ended June 30, 2019, in accordance with auditing standards generally accepted in the United States of America (GAAS) and *Government Auditing Standards* (GAS).

We have prepared the following comments to assist you in fulfilling your obligation to oversee the financial reporting and disclosure process for which management of the University is responsible.

This report is intended solely for the information and use of management, the Audit and Compliance Committee of the Board of Regents, and others within the organization and is not intended to be and should not be used by anyone other than these specified parties.

Yours truly,

Deloitte & Touche LLP

cc: Management of the University of Minnesota

Copyright © 2020 Deloitte Development LLC. All rights reserved.

Today’s agenda

Audit scope

Accounting estimates and key audit risks:
- Management override of controls
- Valuation of alternative investments

Summary of other services in 2019

Appendix A: Summary financial information

Copyright © 2020 Deloitte Development LLC. All rights reserved.

Audit scope

Our audit scope was outlined in our 2019 client service plan, which was presented to the Board of Regents dated April 25, 2019, and was not restricted in any way during the course of the audits and related work.

No significant scope changes resulted from the execution of the audit plan.

Our auditing procedures addressed the risks identified in our client service plan and no additional risk areas were identified during the course of our audits.

We issued an unmodified opinion on the consolidated financial statements of the University as of and for the year ended June 30, 2019. Our reports on the consolidated financial statements and internal controls were issued October 31, 2019.

2019 audit scope:

Reports on financial statement audits

- University of Minnesota Consolidated Financial Statements
- RUMINCO, Ltd (performed by Deloitte Bermuda)

Compliance reports

- Office of Management and Budget (OMB) Uniform Guidance Federal Compliance Audit
- Minnesota Office of Higher Education Financial Aid Programs Examination

Agreed-upon procedures

- National Collegiate Athletic Association (NCAA) Agreed-Upon Procedures (Twin Cities)

Copyright © 2020 Deloitte Development LLC. All rights reserved.

Accounting estimates and key audit risks

Accounting estimates are an integral part of the consolidated financial statements prepared by management and are based on management's judgments. Those judgments are ordinarily based on knowledge and experience about past and current events and assumptions about future events.

Our conclusions as to the reasonableness of estimates, as expressed in our independent auditors' report, are based upon the testing of management's estimates and/or the development of an independent expectation of the estimates to corroborate management's estimates.

During the year ended June 30, 2019, we are not aware of any significant changes in accounting estimates or in management's judgments relating to such estimates.

Significant accounting estimates and key audit risks reflected in the 2019 consolidated financial statements include management override of controls and valuation of alternative investments.

	Audit Procedures	Management's Assertions
Management override of controls (significant risk)	• Tested the design and implementation of relevant controls over account reconciliations, journal entries, and financial statements.	Management has represented that controls are appropriately designed and implemented to mitigate override of controls and that there were no instances of override of controls during the year ended June 30, 2019.
	• Tested the appropriateness of a sample of journal entries recorded in the general ledger.	
	• Tested critical management judgments and estimates for bias.	
	• Held fraud discussions with certain members of senior management, internal audit, the audit committee and others.	
	• Performed analytical procedures on the financial statements to identify unusual trends in account balances and ratios.	

Copyright © 2020 Deloitte Development LLC. All rights reserved.

Accounting estimates and key audit risks (cont.)

	Audit Procedures	Management's Assertions
Valuation of alternative investments (significant risk)	• Read the valuations provided by external investment managers and management's year-end analysis to evaluate how positions are marked to market for a selected sample. Assessed the underlying assumptions used to determine fair value for alternative investment vehicles.	Management has represented that the assumptions used are reflective of management's intent and ability to carry out specific courses of action and are consistent with the University's plan and past experiences. Also, these assumptions and methods used result in a fair value measure appropriate in accordance with GAAP.
	• Updated our understanding of the University's investment portfolio and considered investment strategies or products that pose control or financial reporting risks.	
	• Understood and documented the oversight and monitoring procedures performed by management when investing in new funds, quarterly and annually.	
	• Obtained an understanding of the internal controls over the monitoring of and reporting on on-going invested funds.	
	• Reviewed transactions at or near the balance sheet date which support the valuation of the investment for a selected sample.	
	• Confirmed directly with external investment managers and requested related audited financial statements as required by American Institute of Certified Public Accountants guidance to verify underlying value of alternative investments for a selected sample. Performed rollforward procedures from unaudited financial statement date to June 30, 2019 through benchmark procedures.	
	• Benchmarking procedures: – Segregate investments into asset classes based on underlying holdings. – Identify asset classes that represent audit interest and increase extent of testing within that asset class.	
	• Purchase and sales testing	
	• Look-back procedures	
	• Obtained the most recent unaudited fund financial statements	

Copyright © 2020 Deloitte Development LLC. All rights reserved.

Summary of other services in 2019

The other services provided to the University of Minnesota by Deloitte & Touche LLP related to fiscal 2019 included both audit and audit-related services.

A summary of the other services performed includes:

Service	Requirement	Objective	Assurance Provided?
OMB Uniform Guidance Federal Compliance Audit	Office of Management and Budget	Test compliance with federal grant requirements	Full
Minnesota Office of Higher Education Financial Aid Programs Examination	Minnesota Office of Higher Education	Test compliance of state financial aid programs	Full
NCAA Agreed-Upon Procedures – Twin Cities	NCAA Bylaws	Assess compliance with NCAA bylaws established for Division I athletics related to specific items	Limited

Copyright © 2020 Deloitte Development LLC. All rights reserved.

Summary of other services in 2019 (cont.)

OMB Uniform Guidance Federal Compliance Audit

- Audit report on the schedule of expenditures of federal awards for the year ended June 30, 2019, issued in November 2019
- Audit performed in accordance with auditing standards generally accepted in the United States of America; the standards applicable to financial audits contained in *Government Auditing Standards*, issued by the Comptroller General of the United States; and the audit requirements of *Title 2 U.S. Code of Federal Regulations Part 200, Uniform Administrative Requirements, Cost Principles, and Audit Requirements for Federal Awards*
- OMB Uniform Guidance audit required for entities with federal expenditures during a fiscal year in excess of $750,000
- Total University federal expenditures for the year ended June 30, 2019 were approximately $1.031 billion
- The University continues to qualify as a low-risk auditee

Copyright © 2020 Deloitte Development LLC. All rights reserved.

Summary of other services in 2019 (continued)

OMB Uniform Guidance Federal Compliance Audit (cont.)

- Five major programs identified and tested in the current year

Major federal program	2019 Federal Expenditures
Research and Development Cluster	$521,122,000
Student Financial Assistance Cluster	$425,153,000
Smith-Lever Funding	$10,133,000
Special Education Technical Assistance	$3,543,000
Foster Care Title IV-E	$2,067,000

- Unmodified opinions on compliance for all major programs
- No significant deficiencies or material weaknesses in internal control over financial reporting or internal control over compliance
- No material instances of noncompliance for major programs
- No findings or questioned costs were identified

Copyright © 2020 Deloitte Development LLC. All rights reserved.

Summary of other services in 2019 (cont.)

Minnesota Office of Higher Education Financial Aid Programs Examination

- Compliance examination for state grants performed in connection with federal compliance audit
- Required procedures are outlined in the Financial Aid Programs Audit Guide issued by the state of Minnesota
- Reports on compliance issued for each campus (Twin Cities, Duluth, Crookston, Morris)
- Reports issued in November 2019
- No findings were identified

Copyright © 2020 Deloitte Development LLC. All rights reserved.

Summary of other services in 2019 (cont.)

NCAA Agreed-Upon Procedures – Twin Cities

- Procedures performed for the University of Minnesota – Twin Cities Athletic Department's compliance with NCAA bylaws
- Procedures are established by the NCAA for Division I athletics and include procedures over:
  - Revenues
  - Expenses
  - Capital assets
  - Debt
  - Affiliated organizations (Booster Clubs)
  - Internal controls
- Report issued in January 2020
- One exception was identified:
  - The calculated equivalency value for one of the students selected from the men's hockey team was incorrect. The Athletics Department indicated his cost of attendance was incorrectly calculated as one semester as an undergrad student and one semester a graduate student, when the student was a graduate student for both fall and spring semester. The change in cost of attendance caused the calculated equivalency to increase from .69 to .73. The compliance department updated Compliance Assistant in December 2019 to correct this variance and provided an updated report. After this update the men's hockey team is still within their maximum equivalency limit.

Copyright © 2020 Deloitte Development LLC. All rights reserved.

Appendix A
Summary financial information

Copyright © 2020 Deloitte Development LLC. All rights reserved.

Summary financial information
(in thousands)

Consolidated Statements of Net Position (excluding component units)			
As of:	**June 30, 2019**	**June 30, 2018**	**June 30, 2017**
ASSETS			
Current assets	$1,099,839	$1,103,480	$887,438
Other noncurrent assets	2,201,476	2,015,711	2,085,246
Capital assets, net	3,234,494	3,185,317	3,141,059
Total assets	**$6,535,809**	**$6,304,508**	**$6,113,743**
Deferred outflows of resources	$618.869	$948,273	$1,332,540
Total assets and deferred outflows of resources	**$7,154,678**	**$7,252,781**	**$7,446,283**
LIABILITIES			
Current liabilities	$556,282	$518,349	$511,256
Other noncurrent liabilities	347,440	1,250,444	2,051,461
Long-term debt	1,613,482	1,541,789	1,464,976
Total liabilities	**$2,517,204**	**$3,310,582**	**$4,027,693**
Deferred inflows of resources	$1,008,147	$724,632	$174,042
NET POSITION			
Unrestricted	$602,509	$345,558	$394,159
Restricted-expendable	1,038,042	901,976	817,397
Restricted-nonexpendable	314,264	309,407	313,885
Invested in capital assets, net of related debt	1,674,512	1,660,626	1,718,883
Total net position	**$3,629,327**	**$3,217,567**	**$3,244,324**
Total liabilities, deferred inflows of resources, and net position	**$7,154,678**	**$7,252,781**	**$7,446,059**

Copyright © 2020 Deloitte Development LLC. All rights reserved.

Summary financial information (cont.)
(in thousands)

Consolidated Statements of Revenues, Expenses, and Changes in Net Position (excluding component units)			
For the Year Ended:	**June 30, 2019**	**June 30, 2018**	**June 30, 2017**
Operating revenues	$2,409,125	$2,327,975	$2,228,329
Operating expenses	3,346,605	3,698,432	3,651,575
Operating loss	**(937,480)**	**(1,370,457)**	**(1,423,246)**
State and federal appropriations	692,171	705,951	668,230
Grants, gifts and other nonoperating	402,442	360,779	350,317
Investment income, net	146,282	166,226	147,380
Other revenues	108,345	110,744	121,284
Net change in net position	**$411,760**	**($26,757)**	**($136,035)**

Consolidated Statements of Cash Flows (excluding component units)			
For the Year Ended:	**June 30, 2019**	**June 30, 2018**	**June 30, 2017**
Net cash used by operating activities	($1,005,521)	($1,019,820)	($990,907)
Net cash provided by non-capital financing activities	1,149,795	1,102,699	1,086,731
Net cash used by capital and related financing activities	(150,232)	(142,775)	(264,733)
Net cash (used) provided by investing activities	(15,093)	112,059	147,807
Net (decrease) increase in cash	**(21,051)**	**52,163**	**(21,102)**
CASH—beginning of the year	488,868	436,705	457,807
CASH—end of the year	$467,817	$488,868	$436,705

Enrollment Statistics			
For the Year Ended:	**June 30, 2019**	**June 30, 2018**	**June 30, 2017**
Approximate student enrollment	67,000	67,900	67,000

Copyright © 2020 Deloitte Development LLC. All rights reserved.

Deloitte.

About Deloitte

Deloitte refers to one or more of Deloitte Touche Tohmatsu Limited, a UK private company limited by guarantee ("DTTL"), its network of member firms, and their related entities. DTTL and each of its member firms are legally separate and independent entities. DTTL (also referred to as "Deloitte Global") does not provide services to clients. In the United States, Deloitte refers to one or more of the US member firms of DTTL, their related entities that operate using the "Deloitte" name in the United States and their respective affiliates. Certain services may not be available to attest clients under the rules and regulations of public accounting. Please see www.deloitte.com/about to learn more about our global network of member firms.

Copyright © 2020 Deloitte Development LLC. All rights reserved.

BOARD OF REGENTS
DOCKET ITEM SUMMARY

Audit & Compliance **February 13, 2020**

AGENDA ITEM: Review of External Auditor Relationships and Services Provided

☐ **Review**	☐ **Review + Action**	☐ **Action**	☒ **Discussion**

☐ *This is a report required by Board policy.*

PRESENTERS: Sue Paulson, Controller

PURPOSE & KEY POINTS

The purpose of this item is to review audit and non-audit services provided to the University by external audit firms and the related fees paid for those services during FY 2019.

External Auditor Review

Total Deloitte & Touche, LLP (Deloitte) contracted audit and non-audit fees were $613,000 for FY 2019 engagements, with actual fees of $609,604 paid to Deloitte. All FY 2019 engagements have been completed. The fees represent what was billed as of January 22, 2020. A summary of management's evaluation of Deloitte's performance for FY 2019 engagement is also provided in the docket.

Summary of Audit and Non-Audit Services and Fees

Total fees of $706,139 have been paid for FY 2019 engagements to two public accounting firms for a variety of audit and non-audit services. A description of the services is included in the docket. All audit and non-audit services were reviewed by the Controller's Office for audit independence, and approved by or reported to the Audit & Compliance Committee as specified in Board of Regents Policy: *Board Operations and Agenda Guidelines.*

BACKGROUND INFORMATION

This report is prepared and presented to the Audit & Compliance Committee in conformance with Board of Regents Policy: *Board Operations and Agenda Guidelines*.

UNIVERSITY OF MINNESOTA
BOARD OF REGENTS AUDIT & COMPLIANCE COMMITTEE
FEBRUARY 13, 2020

EXTERNAL AUDITOR REVIEW AND SUMMARY OF EXTERNAL AUDITOR RELATIONSHIPS AND SERVICES PROVIDED

Background

The Board of Regents is responsible for engaging and overseeing the University's independent external auditors, for reviewing the work of the auditor, and periodically reviewing the fees paid to the audit firm. Effective governance practice recommends that the Audit & Compliance Committee (ACC) of the Board should conduct such a review at least annually. The ACC conducted its last review of audit services and fees in May 2019.

The Controller's Office presents the information below and on the accompanying schedules for the ACC's 2020 review of audit, audit related, and non-audit services fees paid to external audit firms including Deloitte & Touche, LLP (Deloitte), the University's independent external auditor. Also included is management's assessment of Deloitte's performance for the FY 2019 engagements.

Section I - Annual Review of External Auditor Relationship and Performance

University management and the Deloitte engagement management team met on December 17, 2019 to review Deloitte's services and performance during the FY 2019 audit. The overall conclusion was Deloitte continued to provide excellent service during the FY 2019 audit.

Each year of the Deloitte contract, both the University and Deloitte have identified opportunities for improvement and have implemented those improvements. As a result, both sides felt the audit was efficient and the overall process was well managed by both.

Relative to the strengths of Deloitte and the positive aspects of the audit:

- Management felt that the continuity of key Deloitte team members from the prior years' audits contributed to the efficiency of the audit;
- Deloitte's audit approach was consistent to prior years;
- Each year, recommendations are incorporated into the audit process, and as a result, efficiencies were seen by both Deloitte and the University staff;
- Deloitte continues to do an excellent job of managing audit fees and costs. Annual audit fees have been within the contract and budget amounts.

Both the University team and the Deloitte team agree that we need to continue to focus on the improvements that have been made including:

- Continued focus on identifying and completing testing of items earlier in the audit process, specifically as it relates to capital assets.
- Continue to ensure communications between both teams and all audits are consistent and timely.
- Review processes to ensure audit requests and receipt of documentation is efficient for both parties.

Review of Fees Paid to Deloitte

The accompanying schedule presents a summary of fees paid to Deloitte for the various FY 2019 audits and other services. The top portion of the fee schedule represents fees paid for the University's annual institutional audits and audit-related engagements. The contract amounts reported on the schedule are consistent with the amounts agreed to in the FY 2019 engagement letters and the firm's fixed price contract for FY 2019. The total audit fees paid to Deloitte for FY 2019 were $2,130 less than the contract amounts in total and represent less than expected actual expenses. These amounts are final.

The lower portion of the schedule contains a breakdown of fees paid to Deloitte for other services. During the year, Deloitte performed two other engagements for specific units of the University. In order to reduce audit costs and maintain greater oversight of audit and audit-related engagements across the University, the Controller's Office is working closely with Deloitte and University departments to use Deloitte whenever possible for additional external audit or attest services.

Services performed by Deloitte during FY 2019 that were not part of the annual audits and NCAA agreed-upon-procedures of the University included:

- Deloitte was engaged to perform procedures in connection with the University's Bond and Commercial Paper Offering documents. The related engagement letter was reviewed by the Controller's Office prior to its finalization, consistent with Board Policy. As this engagement was solely to perform attest procedures in connection with the bond offerings, it did not present an independence issue with regard to Deloitte.

- Deloitte was engaged by the University's Department of Pediatrics to complete an agreed upon procedures engagement in connection with the University's Food and Drug Administration's (FDA) evaluation of the University's calculation in accordance with 21 CFR 312.8 of the FDA's Code of Federal Regulations for cost recovery of supplies and quality control testing costs of manufacturing an investigational product. The related engagement letter was reviewed by the Controller's Office prior to its finalization, consistent with Board Policy. This engagement did not present an independence issue with regard to Deloitte.

UNIVERSITY OF MINNESOTA
BOARD OF REGENTS AUDIT & COMPLIANCE COMMITTEE
FEBRUARY 13, 2020
Schedule I - Fees Paid to Deloitte & Touche, LLP
FY 2019 Engagements

	FY 2019 Engagements			*Total FY 2018*
Annual Institutional Audit and AUP Engagements	*Contract Amount*	*Billed Amount*	*Over/(Under) Budget*	*Prior Year Billed Amount*
University Financial Statement Audit	$ 425,500	$ 422,800	$ (2,700)	$ 415,512
RUMINCO Financial Statement Audit	25,000	25,104	104	24,440
Compliance Audit (Federal 2-CFR 200 Subpart F & MOHE)	126,000	125,700	(300)	122,738
NCAA Agreed-Upon-Procedures – Twin Cities	15,500	15,500		15,400
NCAA Agreed-Upon-Procedures – Duluth				15,400
NCAA Agreed-Upon-Procedures – Crookston				
Total Fees for Institutional Engagements	**$ 592,000**	**$ 589,104**	**$ (2,896)**	**$ 593,490**
Other Audit, Audit Related, and Non-audit Fees				
Regenerative Medicine Agreed-Upon-Procedures				$ 15,000
Consent procedures related to Bond Offerings	$ 12,000	$ 12,000		22,500
KUMD – Duluth Audit				33,000
FDA Agreed-Upon Procedures	10,000	8,500	$ 1,500	
Total Other Audit, Audit Related, and Non-Audit Fees	**$ 22,000**	**$ 20,500**	**$ (1,500)**	**$ 70,500**
Total Fees	**$ 614,000**	**$ 609,604**	**$ (4,396)**	**$ 663,990**

Section II - Review of Fees Paid to All Other Auditing Firms

In addition to the audits performed by Deloitte (the University's independent external auditors), other accounting and auditing firms performed a variety of audit and non-audit services at the University during FY 2019. These services were:

- CliftonLarsonAllen, LLP was engaged by the Office of the Vice President of Research to provide financial analysis around standard costing including Excel based financial models to be delivered to University department staff. This contract has been reported to the ACC.

- CliftonLarsonAllen, LLP was engaged by the University of Minnesota Center for Farm Financial Management to assess the readiness for a SOC2 examination by describing the entity's FINPACK system and evaluate the design of controls related to the system. This contract was previously reported to the ACC.

The Office of the Controller reviewed all of the contracts detailed on the attached schedule, consistent with Board policy. None of these engagements resulted in an impairment of independence, in fact or in appearance, for any of the firms.

UNIVERSITY OF MINNESOTA
BOARD OF REGENTS AUDIT COMMITTEE
FEBRUARY 13, 2020

Schedule II - Report of Fees Paid to Audit Firms for FY 2019 Engagements

	FY 2019 Engagements			*FY 2018*
Audit Firm	***Audit Fees***	***Non-Audit Fees***	***Total Fees***	***Total Fees***
Bradley Mickelson, CPA (dba DuluthCPA.com)				$ 4,900
CliftonLarsonAllen, LLP		$ 96,535	$ 96,535	15,184
Deloitte & Touche, LLP	$ 589,104	20,500	609,604	663,990
Total Fees Paid	**$ 589,104**	**$ 117,035**	**$ 706,139**	**$ 684,074**

BOARD OF REGENTS
DOCKET ITEM SUMMARY

Audit & Compliance **February 13, 2020**

AGENDA ITEM: External Audit Plan

☐ **Review** ☐ **Review + Action** ☐ **Action** ☒ **Discussion**

☐ *This is a report required by Board policy.*

PRESENTERS: Sue Paulson, Controller
Katie Knudtson, Partner, Deloitte & Touche, LLP
Judi Dockendorf, Managing Director, Deloitte & Touche, LLP

PURPOSE & KEY POINTS

The external audit plan sets forth the audit scope, objectives, and approach to be used by Deloitte & Touche, LLP (Deloitte) for conducting the University's FY 2020 financial and compliance audits. The Deloitte engagement team will provide an overview of the audit plan, including the firm's assessment of audit risks, testing approach, and timelines for the FY 2020 audits.

BACKGROUND INFORMATION

This report assists the Audit & Compliance Committee with its audit oversight responsibilities, and is prepared and presented annually in conformance with Board of Regents Policy: *Board Operations and Agenda Guidelines.*

Deloitte.

UNIVERSITY OF MINNESOTA

Our 2020 Client Service Plan
for the University of Minnesota

To be presented on February 13, 2020

This presentation is intended solely for the information and use of management and the Board of Regents Audit & Compliance Committee of the University of Minnesota and is not intended to be and should not be used by anyone other than these specified parties.

Deloitte.

Deloitte & Touche LLP
50 South Sixth Street
Minneapolis, MN 55402
USA
Tel.: +1 612 397 4000
Fax: +1 612 397 4450
www.deloitte.com

January 23, 2020

Audit and Compliance Committee of the Board of Regents
University of Minnesota
1300 South Second Street
Minneapolis, MN 55455 USA

Dear Members of the Board of Regents Audit and Compliance Committee:

We are pleased to present Deloitte & Touche LLP's 2020 client service plan for the University of Minnesota (the "University"). First and foremost, we value our role as your independent auditor. We understand our responsibility to you as the Board of Regents chosen representative, and we have developed a plan that is specific, candid, and focused on two elements: providing a distinctive level of client service and delivering a high-quality audit efficiently.

Our audit plan reflects our commitment to providing you with high-quality, proactive service that is delivered with integrity, objectivity, and independence. Our audit addresses financial statement risks through targeted procedures that are responsive to the nature of the risks, including changes in the University, the business environment, and the regulatory landscape. The plan also outlines Deloitte's seamless approach to audit delivery and how our investments in transformative audit innovation will be applied to your audit through new technologies, big-data analytics, and enhanced audit delivery processes. We also describe the protocols for communication with the Audit and Compliance Committee and management and other permissible services we perform for the University.

The scope and approach for the 2020 engagement are well designed and comply with all applicable professional standards. The following information is intended to provide an overview of our audit strategy as of January 23, 2020. We will separately communicate any significant changes to the planned audit strategy during the course of our audit and the reasons for such changes, as necessary.

We appreciate the opportunity to serve the University. We hope the accompanying information will be useful to you, and we look forward to answering your questions about our plan.

Yours truly,

Deloitte & Touche LLP

cc: Management of the University of Minnesota

Copyright © 2020 Deloitte Development LLC. All rights reserved.

Agenda

- Scope of our audit and related work
- The Deloitte Way
- Risk assessment
- Audit timeline
- New Lease Accounting Standard: Timing your transition
- Appendix: Deloitte resources available to the University



Copyright © 2020 Deloitte Development LLC. All rights reserved.

Scope of our audit and related work

Reports on financial statement audits:

- University of Minnesota Consolidated Financial Statements
- RUMINCO, Ltd (Performed by Deloitte Bermuda)

Compliance reports:

- Federal Award Programs (OMB Uniform Guidance)
  - Schedule of Expenditures of Federal Awards
  - Report on Internal Controls and Compliance Related to Financial Reporting
  - Report on Internal Controls and Compliance Related to Major Programs
- Examination of Management's Assertions of the University's Compliance with Minnesota Office of Higher Education Audit Guide

Agreed-upon procedures:

- National Collegiate Athletic Association (NCAA) Agreed-Upon Procedures - Twin Cities campus
- NCAA Agreed-Upon Procedures – Crookston campus
- Regenerative Medicine Agreed-Upon Procedures

Copyright © 2020 Deloitte Development LLC. All rights reserved.

The Deloitte Way

Audit quality will always be essential. The audit should also anticipate the changes of an evolving, growing business and adapt continuously. A Deloitte audit does this by using advanced technology, design thinking, and multidisciplinary teams that include data and analytics specialists.

Complete the initial planning process

- Assess and respond to engagement risk
- Update our understanding of your business
- Update our understanding of your accounting process and internal controls
- Determine planning materiality
- OMB Uniform Guidance: Risk assessment procedures will be performed to determine those programs identified as major

Develop the audit plan

- Perform a fact-based risk assessment using data analytics and determine the risk classification
- Plan tests of the design and implementation of relevant internal controls
- Plan substantive tests, including the use of technology
- Prepare and communicate the audit plan
- OMB Uniform Guidance: Additional major programs will be identified as necessary in accordance with the guidance on federal compliance audits.

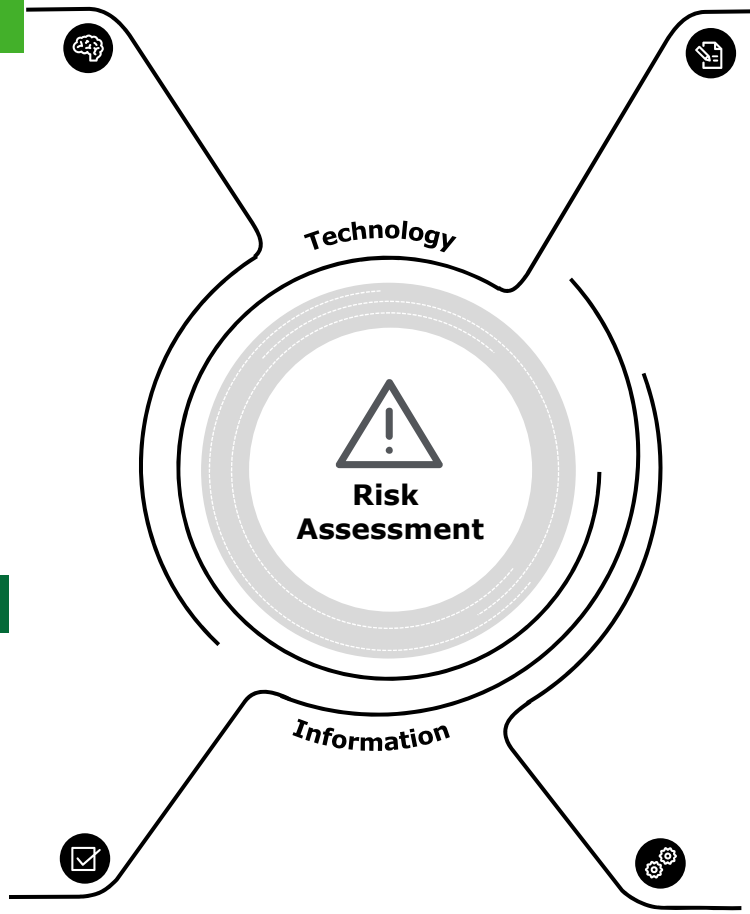

Report and assess our performance

- Perform subsequent events review
- Obtain management representations
- Summarize audit results for management and the Audit and Compliance Committee of the Board of Regents
- Assess engagement quality
- Issue audit opinions

Execute the audit plan

- Evaluate control deficiencies
- Perform substantive tests
- OMB Uniform Guidance: Testing of major programs will include testing of both compliance attributes and related internal controls

Copyright © 2020 Deloitte Development LLC. All rights reserved.

The Deloitte Way (continued)

Leveraging process flow automation to transform audit service delivery across a variety of areas including: Cash, Accounts Receivable, Alternative Investments, Debt, and State Appropriations.

Iconfirm

Iconfirm seamlessly coordinates stakeholders in a centralized and secure online portal that enables the efficient preparation, sending, and tracking of audit confirmations.

Benefits of Iconfirm

A more streamlined confirmation process: An automated process for responding to confirmation requests and confirming party email follow-ups

Simplified approvals: Use your electronic signature to sign batches of confirmations at one time

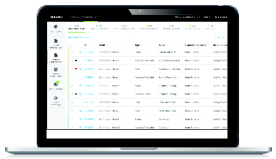

Enhanced collaboration: Check status at any time and drill down to details to manage confirmation requests and follow-ups

Execute the audit plan

Deloitte Connect

Deloitte Audit Project Management is our standard methodology for managing the audit; it provides a clear view of the project plan and status and timely communication of progress. Excellence in project management drives effective audit execution and the early identification and resolution of issues. Deloitte Connect is our secure online portal for providing the University with instant access to information about the status of the audit.

Comprehensive engagement management and coordination of technology

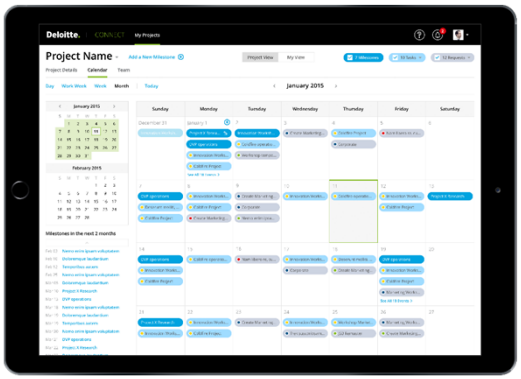

System-generated notifications alert the client and engagement team about upcoming and overdue audit requests, with the ability to export the audit request listing to Excel for further analysis.

Execute the audit plan

Copyright © 2020 Deloitte Development LLC. All rights reserved.

Significant risks identified during our risk assessment procedures

As of the date of this report, we have identified certain significant risks, including fraud risks, during our risk assessment procedures. A significant risk is a risk of material misstatement of the financial statements that requires special audit consideration. The significant risks we have identified during our risk assessment procedures and our preliminary audit response, including the nature and extent of specialized skill or knowledge needed to perform the planned audit procedures or evaluate the audit results, are as follows: We will separately communicate any significant changes to these significant risks during the course of our audit and the reasons for such changes, as necessary.

	Key areas of risk	Description of audit/business risk	Deloitte's preliminary audit response
1	**Valuation of alternative investments (significant risk)**	The valuation of alternative investments, specifically level 3/NAV investments, is susceptible to estimation and management judgment. Management uses significant assumptions and judgments in developing the related valuation of these level 3/NAV investments.	- Review the valuations provided by external investment managers and management's analysis to evaluate how positions are marked to market for a selected sample. - Assess the underlying assumptions used to determine fair value for alternative investment vehicles. - Understand and document the oversight and monitoring procedures performed by management when investing in new funds, quarterly and annually. - Obtain an understanding of the internal controls and perform design and implementation procedures over the monitoring of and reporting on on-going invested funds. - Review transactions at or near the balance sheet date which support the valuation of the investment for a selected sample. - Confirm directly with external investment fund managers and request related audited financial statements as required by American Institute of Certified Public Accountants guidance to verify underlying value of alternative investments for a selected sample. Perform rollforward procedures from the funds' audited financial statement date to June 30, 2020 for a selected sample. - Compare investment fund returns to standard industry benchmark for a selected sample. - Perform detail testing of purchases and sales activity. - Perform look-back procedures. - Obtain most recent unaudited fund financial statements.
2	**Management override of controls (significant risk)**	The risk of management override of controls is pervasive. Because of its unpredictable nature, this risk could result in a material misstatement resulting from fraud and is thus an area of audit focus.	- Test the design and implementation of relevant controls over account reconciliations, journal entries, and financial statements. - Test the appropriateness of a sample of journal entries recorded in the general ledger based on profiling for characteristics of audit interest. - Test critical management judgments and estimates for bias. - Hold fraud discussions with certain members of senior management, internal audit, the Audit and Compliance Committee of the Board of Regents, and others. - Perform analytical procedures on the financial statements to identify unusual trends in account balances and ratios.

Copyright © 2020 Deloitte Development LLC. All rights reserved.

Audit timeline

We will plan the performance of our audit and related work in accordance with the following estimated timetable:

Activity	2020							
	M	A	M	J	J	A	S	O
University consolidated audit								
Audit planning and risk assessment	•	•	•					
Interim audit work			•	•				
Final audit work						•	•	
Conclude and report							•	•
Compliance audits								
Planning and risk assessment	•	•	•					
Compliance requirements testing		•	•			•	•	
Conclude and report							•	•
NCAA agreed-upon procedures						•	•	•
Overall								
Communication and coordination	•	•	•	•	•	•	•	•

Copyright © 2020 Deloitte Development LLC. All rights reserved.

New Lease Accounting Standard: Timing your transition

Assuming no early adoption, the first reporting under the lease standard will occur in 2021 under a modified retrospective transition approach with an option to elect transition relief by recognizing a cumulative-effect adjustment to the opening balance of net position in the period of adoption.

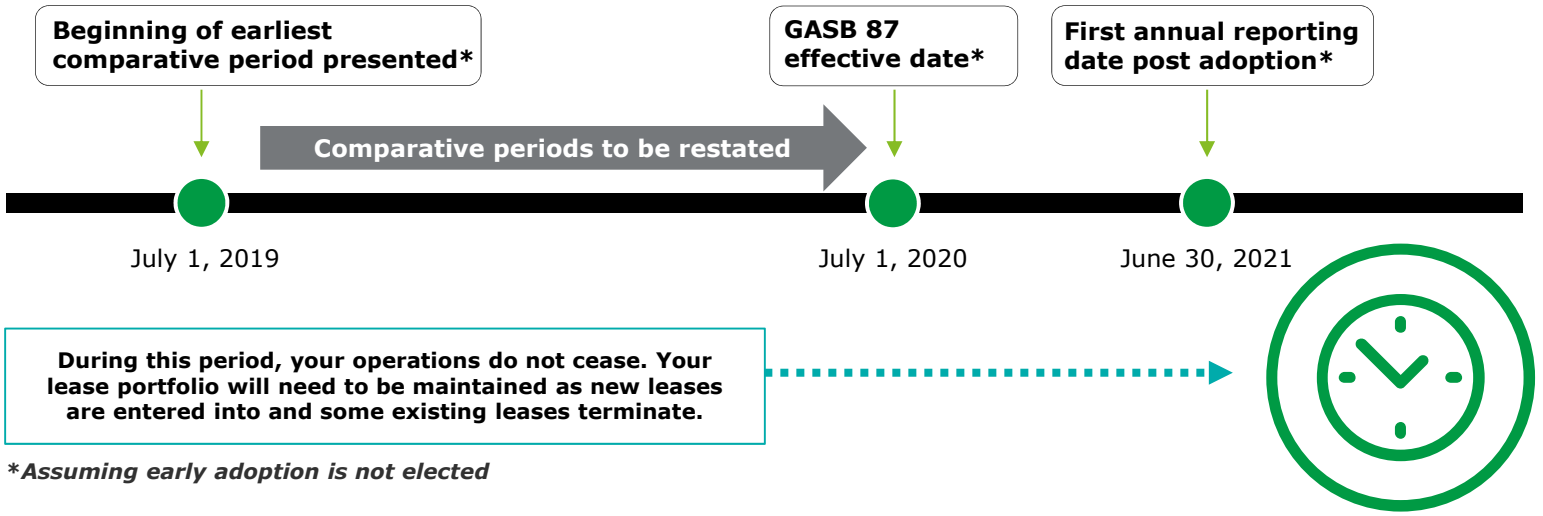

The new guidance is effective for reporting periods beginning after December 15, 2019. Changes adopted to conform to the provisions of GASB Statement No. 87 should be applied retroactively by restating financial statements, if practicable, for all prior periods presented.

Copyright © 2020 Deloitte Development LLC. All rights reserved.

Appendix- Deloitte resources available to the University

Copyright © 2020 Deloitte Development LLC. All rights reserved.

Deloitte resources available to the University

Events

- Audit Committee and Board Symposiums
- Board Governance Dialogues (local events)
- Board Readiness Program
- CFO Forums (local events)
- CFO Vision (two-day conference)
- Finance Leadership Programs (leadership, influence, and competency development)
- Next Generation Academies (CFO, CHRO, CIO, CLO, CMO, Tax Executives)

Eminence

- Audit Committee Brief
- Audit Committee Resource Guide
- On the Board's Agenda
- Board Practices Report
- CFO Signals (quarterly survey)
- CFO Insights (biweekly series of perspectives on CFO issues)
- CFO Journal (WSJ site including Deloitte-sponsored content)
- CFO Lens (app featuring CFO-centric information)
- Controllership Insights
- Controllership Perspectives
- Risk & Compliance Journal (WSJ site)
- Subject-matter specialists

Transition Labs

- Audit Committee
- Board
- Chief Executive
- CFO
- Controller
- Chief Audit Executive
- Chief Legal Officer

Transition Labs

- Board and Audit Committee
- Financial Close Process Labs
- IPO Readiness Labs
- Data Analytic Labs
- Strategic Sarbanes-Oxley Lab
- IA Risk Assessment Workshop
- Operational Assessment Lab
- IA Strategy Lab
- Tax Strategy Lab

Copyright © 2020 Deloitte Development LLC. All rights reserved.

Deloitte resources available to the University (continued)

	Audit committee	Chief financial officer	Controller/ finance	General counsel/ legal	Tax	CIO	Audit/SOX	HR
Accounting & Financial Reporting Updates An annual publication highlighting the specialized accounting and reporting considerations applicable to companies in different industries.			●				●	
CFO Insights A biweekly publication dedicated to addressing the issues that CFOs and finance executives face today.		●	●				●	
Accounting Journal Entries A periodic publication that briefly summarizes the newest developments in US accounting standard setting, usually on the same day they occur.			●				●	
Accounting Roundup A monthly newsletter focused on recent activities of the accounting standard-setters and regulators, including the FASB, EITF, IASB, and SEC.			●				●	
Attorney Alerts – Higher Education Periodic communications highlighting topics of interest to members of the Office of the General Counsel.				●				
Audit Committee Brief A monthly publication for audit committee members that provides leading practices, an overview of corporate governance resources, a look at the regulatory and legislative environment, and links to relevant tools and resources.	●	●		●			●	
Dbriefs – Higher Education Biweekly webcast series featuring critical issues affecting private and middle-market companies.	●	●	●	●	●	●	●	●
Financial Reporting Alerts Periodic emails announcing important accounting and SEC developments that affect financial reporting and disclosure.			●				●	
Heads Up Periodic analysis of new or proposed accounting guidance that may have a significant impact on practice. Each edition provides a summary of a single issue and attempts to clarify that issue for readers with illustrative examples and Q&As.			●				●	

Copyright © 2020 Deloitte Development LLC. All rights reserved.

Deloitte.

About Deloitte

Deloitte refers to one or more of Deloitte Touche Tohmatsu Limited, a UK private company limited by guarantee ("DTTL"), its network of member firms, and their related entities. DTTL and each of its member firms are legally separate and independent entities. DTTL (also referred to as "Deloitte Global") does not provide services to clients. In the United States, Deloitte refers to one or more of the US member firms of DTTL, their related entities that operate using the "Deloitte" name in the United States and their respective affiliates. Certain services may not be available to attest clients under the rules and regulations of public accounting. Please see www.deloitte.com/about to learn more about our global network of member firms.

Copyright © 2020 Deloitte Development LLC. All rights reserved.

BOARD OF REGENTS
DOCKET ITEM SUMMARY

Audit & Compliance **February 13, 2020**

AGENDA ITEM: External Quality Assurance Review

☐ **Review**	☐ **Review + Action**	☐ **Action**	☒ **Discussion**

☐ *This is a report required by Board policy.*

PRESENTERS: Gail Klatt, Chief Auditor
Linda Gilligan, External Review Team Leader

PURPOSE & KEY POINTS

The purpose of this item is to discuss the results of an external quality assurance review of the University's internal audit function. The review was conducted January 27-29, 2020. The Office of Internal Audit's self-assessment is included in the docket materials and the final report of the review will be discussed with the committee at the February 13 meeting.

BACKGROUND INFORMATION

The Board of Regents Policy: *Board Operations and Agenda Guidelines* charges the committee with oversight of the internal audit function.

The *Standards for the Professional Practice of Internal Auditing* require that internal audit functions have a formal external quality assurance review performed every five years.

UNIVERSITY OF MINNESOTA
Driven to Discover℠

OFFICE OF
INTERNAL AUDIT

Executive Summary - Quality Assessment Report
November 2019

Background

The work of the Office of Internal Audit (OIA) at the University of Minnesota covers five campuses with ten research stations. The major geographic locations of the University are the campuses in Minneapolis/St Paul, Duluth, Morris, Crookston, and Rochester. The Chief Audit Executive (CAE), referred to as the "Chief Auditor", reports directly to the Audit & Compliance Committee of the Board of Regents and has an administrative reporting line to the President of the University. Along with the CAE, the office has three Audit Managers, an Associate Audit Manager of Technology & Innovation, five Principal Auditors, four Senior Auditors, one staff Auditor, and a Senior Data Analytics Auditor.

In accordance with The Institute of Internal Auditors' (IIA) *International Standards for the Professional Practice of Internal Auditing (Standards)*, we conducted a quality self-assessment to ensure conformity with the *Standards*, evaluate the efficiency and effectiveness of the internal audit activity and identify opportunities for improvement. As part of the assessment, we evaluated our ability to carry out our mission, including adding value and improving the operations of the University of Minnesota. Our self-assessment will be reviewed by a panel of peers from other institutions to corroborate our results; we anticipate this occurring in early 2020.

The Office of Internal Audit has a well-organized structure conducive to compliance with the *Standards*. The reporting relationship of OIA provides the independence and objectivity necessary to fulfill our responsibilities. The audit staff is highly capable with complementary and auxiliary expertise in information systems, research, investigations, assurance and compliance, and data analysis. The risk assessment methodology and processes are well developed and sound; the results, of which, are valued and leveraged for institutional purposes. The information systems planning, risk assessment and coverage is progressive, capitalizing on an effective partnership with the Office of Information Technology.

Since our last self-assessment with independent validation in 2015, our staff and work has changed significantly: two audit managers with a combined 53 years of University of Minnesota audit experience retired and two principal auditors were promoted to audit managers. We began use of data analytic software (Arbutus Analyzer), received required and on-going training, and using reallocated funds hired a Senior Data Analytics Auditor to aid in our improved use of data analytics in our audit work. We have also implemented an electronic audit workpaper system (AutoAudit) which includes a quality assurance feature to help ensure completeness in our audit documentation, review and approvals. Our audit reports, as well as reports to the Board of Regents and others, have been improved with the aid of a data visualization tool (Tableau) and we continue to seek and pursue opportunities to project our findings and data in easier, interactive, and more accessible ways.

Opinion as to Conformance with the Standards and the Code of Ethics

The IIA's Quality Assessment Manual for the Internal Audit Activity suggests a scale of three rankings when opining on the internal audit activity: "Generally Conforms," "Partially Conforms," and "Does Not Conform." The ranking of "Generally Conforms" means that an internal audit activity has a charter, policies, and processes that are judged to be in conformance with the Standards and the Code of Ethics. "Partially Conforms" means that deficiencies in practice are noted that are judged to deviate from the Standards and the Code of Ethics; however, these deficiencies did not preclude the internal audit activity from performing its responsibilities in an acceptable manner. "Does Not Conform" means that deficiencies in practice are judged to deviate from the Standards and the Code of Ethics, and are significant enough to seriously impair or preclude the internal audit activity from performing adequately in all or in significant areas of its responsibilities. **It is our opinion that the Office of Internal Audit *generally conforms* to all major standards in effect on the date of our review and *generally conforms* to all but one supporting standard (See attachment A).**

Summary of Observations

OIA believes that the environment in which we operate is well-structured and progressive, where the Standards are understood, the Code of Ethics is being applied, and management is committed to providing the audit tools, appropriate practices, and ongoing professional development to support the competent execution of audit work within the University. Described below are our assessment of our "Successful Internal Audit Practices", "Gaps to Conformance with the Standards or the Code of Ethics", and "Opportunities for Continuous Improvement".

- ### Successful Internal Audit Practices

It is always gratifying to take note of our successful audit practices; through our self-assessment we noted many examples of not only our conformance with IIA Standards but also our drive to continuously improve our processes and embrace new technologies to help us in our work. Some examples include: our independence within the organization, our relationships with leaders throughout the University, our processes around building a comprehensive annual audit plan, having a full staff with a variety of levels and diverse skills to best serve the University, increasing our audit work efficiency with automated workflow and data analytic software, and ongoing professional education opportunities.

- ### Gaps to Conformance with the Standards or the Code of Ethics

The only "Gap to Conformance" involves consulting work. IIA Standard 1000.C1 states, "The nature of consulting services must be defined in the internal audit charter." We noted the University of Minnesota Board of Regents Audit & Compliance Committee has historically not been supportive of OIA doing consulting work as it is defined by the Standards, and as such, it is not defined in the Audit Charter. Although consulting work is not defined in the Audit Charter it would not preclude such work from being performed. The Office does periodically perform advisory work at the request of the administration.

- Opportunities for Continuous Improvement

In conducting the self-assessment we noted several areas where we can continue to improve our processes including consistency in the formatting of our reports and workpapers, formalizing a schedule for updating of our audit manual and templates, reviewing our audit findings rating system, and exploring potential improvements to our follow-up database and process. We also appreciated feedback from our survey to senior leadership and business process owners and are discussing improvements based on the feedback received.

For all the Opportunities for Continuous Improvement noted, we have reviewed each item and are establishing options for improving our processes. In some cases this may involve assigning a task to an individual or working as a group to establish procedures for implementing the change. To begin, we are working on making our workpaper documentation, processes, and expectations consistent, and are updating our audit manual. As an office, we take seriously all feedback provided from surveys and are discussing opportunities to improve our processes in the short-term and going forward.

ATTACHMENT A –
EVALUATION SUMMARY AND RATING DEFINITIONS

	GC	PC	DNC
Overall Evaluation	X		

Attribute Standards (1000 through 1300)		GC	PC	DNC
1000	Purpose, Authority, and Responsibility	X		
1010	Recognizing Mandatory Guidance in the Internal Audit Charter	X		
1100	Independence and Objectivity	X		
1110	Organizational Independence	X		
1111	Direct Interaction with the Board	X		
1112	Chief Audit Executive Roles Beyond Internal Auditing	X		
1120	Individual Objectivity	X		
1130	Impairment to Independence or Objectivity	X		
1200	Proficiency and Due Professional Care	X		
1210	Proficiency	X		
1220	Due Professional Care	X		
1230	Continuing Professional Development	X		
1300	Quality Assurance and Improvement Program	X		
1310	Requirements of the Quality Assurance and Improvement Program	X		

1311	Internal Assessments	X		
1312	External Assessments	X		
1320	Reporting on the Quality Assurance and Improvement Program	X		
1321	Use of "Conforms with the *International Standards for the Professional Practice of Internal Auditing*"	NA		
1322	Disclosure of Nonconformance	NA		

Performance Standards (2000 through 2600)		**GC**	**PC**	**DNC**
2000	Managing the Internal Audit Activity	X		
2010	Planning	X		
2020	Communication and Approval	X		
2030	Resource Management	X		
2040	Policies and Procedures	X		
2050	Coordination and Reliance	X		
2060	Reporting to Senior Management and the Board	X		
2070	External Service Provider and Organizational Responsibility for Internal Auditing	NA		
2100	Nature of Work	X		
2110	Governance	X		
2120	Risk Management	X		
2130	Control	X		

2200	Engagement Planning	X		
2201	Planning Considerations	X		
2210	Engagement Objectives	X		
2220	Engagement Scope	X		
2230	Engagement Resource Allocation	X		
2240	Engagement Work Program	X		
2300	Performing the Engagement	X		
2310	Identifying Information	X		
2320	Analysis and Evaluation	X		
2330	Documenting Information	X		
2340	Engagement Supervision	X		
2400	Communicating Results	X		
2410	Criteria for Communicating	X		
2420	Quality of Communications	X		
2421	Errors and Omissions	NA		
2430	Use of "Conducted in Conformance with the *International Standards for the Professional Practice of Internal Auditing*"	NA		
2431	Engagement Disclosure of Nonconformance	NA		
2440	Disseminating Results	X		
2450	Overall Opinions	X		

2500	Monitoring Progress	X		
2600	Communicating the Acceptance of Risks	X		
Code of Ethics		**GC**	**PC**	**DNC**
	Code of Ethics	X		

RATING DEFINITIONS

GC – "Generally Conforms" means that the assessor or the assessment team has concluded that the relevant structures, policies, and procedures of the activity, as well as the processes by which they are applied, comply with the requirements of the individual standard or elements of the Code of Ethics in all material respects. For the sections and major categories, this means that there is general conformity to a majority of the individual standard or element of the Code of Ethics and at least partial conformity to the others within the section/category. There may be significant opportunities for improvement, but these should not represent situations where the activity has not implemented the *Standards* or the Code of Ethics and has not applied them effectively or has not achieved their stated objectives. As indicated above, general conformance does not require complete or perfect conformance, the ideal situation, or successful practice, etc.

PC – "Partially Conforms" means that the assessor or assessment team has concluded that the activity is making good-faith efforts to comply with the requirements of the individual standard or elements of the Code of Ethics, or a section or major category, but falls short of achieving some major objectives. These will usually represent significant opportunities for improvement in effectively applying the *Standards* or the Code of Ethics and/or achieving their objectives. Some deficiencies may be beyond the control of the internal audit activity and may result in recommendations to senior management or the board of the organization.

DNC – "Does Not Conform" means that the assessor or assessment team has concluded that the internal audit activity is not aware of, is not making good-faith efforts to comply with, or is failing to achieve many or all of the objectives of the individual standard or element of the Code of Ethics, or a section or major category. These deficiencies will usually have a significantly negative impact on the internal audit activity's effectiveness and its potential to add value to the organization. These may also represent significant opportunities for improvement, including actions by senior management or the board.

LINDA M. GILLIGAN, CIA, CRMA

| 612-709-6151 | lmgilligan@stcloudstate.edu

February 10, 2020

Ms. Gail Klatt
Chief Auditor
Office of Internal Audit
University of Minnesota
Suite 501 West Bank Office Building
1300 S. 2nd Street
Minneapolis, MN 55454

Dear Ms. Klatt:

Our team was engaged to conduct an independent validation of the University of Minnesota's Office of Internal Audit's (OIA) self-assessment. The primary objective of the validation was to verify the assertions and conclusions made in OIA's November 2019 Report on Self-Assessment of the Internal Audit Activity concerning the fulfillment of the University of Minnesota's basic expectations of OIA, its conformity to The Institute of Internal Auditors' (IIA) *International Standards for the Professional Practice of Internal Auditing (Standards)*, and OIA's successful audit practices and opportunities for continuous improvement. Other matters that might have been covered in a full external assessment, such as in-depth analysis of successful practices based on benchmark data, were excluded from the scope of this independent validation by agreement with you.

The validation team was comprised of four qualified and experienced internal audit professionals from outside the University of Minnesota, all of whom have the necessary skills to undertake this engagement. The names and affiliations of all team members are listed at the end of this letter.

The on-site portion of the validation was conducted January 27-29, 2020. The validation consisted primarily of a review and a test of the procedures and results of OIA's self-assessment. We interviewed key stakeholders including the Chair and Vice Chair of the

Board of Regents Audit & Compliance Committee, the University President, several other senior leaders, and the external audit partner.

We concur with OIA's conclusions and observations documented in the self-assessment report. We concur with the overall rating of Generally Conforms – the highest rating allowed under the IIA's quality assurance review framework. *"GC – "Generally Conforms" means that the assessor or the assessment team has concluded that the relevant structure, policies, and procedures of the activity, as well as the processes by which they are applied, comply with the requirement of the individual standards or elements of the Code of Ethics in all material respects.*

We commend the OIA for maintaining a very strong internal audit function that provides valued assurance services to a dynamic, diverse and complex institution. We observed several successful internal audit practices at OIA that are described below.

- The Chief Auditor's reporting relationship to the Board of Regents' Audit and Compliance Committee is considered a "best practice" which evidences the independence and objectivity of the OIA function. Interviews with senior leaders and members of the Board of Regents confirmed that the reporting relationship is working effectively to achieve the required level of independence.
- The Chief Auditor is a trusted advisor known for her integrity and quality of leadership of a strong internal audit function. Leadership of OIA is at the highest level in terms of ensuring compliance with the Standards, directing a highly productive audit function, fostering continual innovation, assessing and addressing the essential risks of the University, and serving as a resource for the Board of Regents, senior leaders and operating management. The OIA has successfully managed through a number of staffing transitions in recent years. To prepare for the eventual transition to a new Chief Auditor, the Regents' leadership in recruiting and appointing the new CAE will be critical to maintain the solid framework for this highly functioning unit.
- Since the last review, OIA has successfully implemented new technology for workpapers (AutoAudit), data analytics (Arbutus) and report illustrations (Tableau) that has enhanced the efficiency of audit work and improved the readability of information included in audit reports. The AutoAudit software is used daily by OIA staff

and has resulted in greater consistency in preparation of workpapers, completion of work and evidence of review and approvals.

- The audit planning process includes an evaluation of controls, governance, technology risks, and the potential for fraud. Considering these aspects in each review contributes to OIA's holistic understanding of the operational unit and enhances potential feedback provided to operational units.
- OIA has created an ideal career roadmap that includes professional development, multiple and varied job descriptions, and effective performance feedback. A professional development matrix describes the skills and certifications required for each staffing level and helps motivate staff to pursue training and certifications to qualify for potential promotional opportunities. While extensive staff development activities have occurred, we encourage continued focus on leadership competencies and relationship building in light of the eventual leadership transition.
- Another best practice we noted was the introduction of "Snap Reviews", which provide management with quick feedback on focused areas of potential concern. Interviews with senior leaders confirmed the value of these reviews. OIA is in the process of further refining the reporting and follow-up aspects of this new process.

At OIA's request, we tried to contribute to their continuous improvement efforts and offer the following for consideration.

- OIA is currently short staffed due to an IT auditor vacancy. Any staff vacancies detrimentally impact OIA's ability to achieve the Annual Audit Plan approved by the Board of Regents' Audit & Compliance Committee. It is challenging to find qualified staff as there continues to be high demand for professionals with these skills across all industries. It will be important to monitor salary trends against a mutually agreed upon benchmark. This would facilitate future dialogue to ensure that OIA wages do not fall below market levels which would create further challenges in recruiting and retaining skilled auditors.
- Development of the University's Institutional Risk List is a best practice which ensures that University management is consistent in its areas of risk focus. However, the magnitude of the teaching and research initiatives at this institution actually reflects layers of key risks within each of the university established 21 risk categories. When OIA maps its annual audit plan to these risks, they should consider adding further descriptions of the major auditable entities/processes associated with each of these risks. This would add clarity as to which

aspects of these risks are being covered and also what key risks are not be covered in the Annual Audit Plan.

- We understand that the University's current strategic planning exercise is expected to be completed within the next year, to be followed by a more robust University-wide initiative labeled "Impact 2025". This could provide the impetus for OIA to embark on a more formal strategic planning initiative. Such an effort would re-validate that OIA's focus is consistent with the University's strategic plan, the Annual Audit Planning process is refreshed, and the Institutional Risk List is further entwined with OIA's planning process.

Finally, we concurred with the improvement opportunities identified in the OIA self-improvement report and the actions being taken. We also reviewed other minor improvement opportunities during discussions with OIA management and staff.

We would like to thank the OIA management and staff who provided us with very well-organized documentation and were always available to answer questions and provide more detailed information as needed. We also appreciated the opportunity to visit with a number of University leaders to obtain their perspectives on the OIA services.

Sincerely,

Linda M Gilligan

Linda M. Gilligan, CIA, CRMA for the Validation Team
Retired General Auditor Federal Reserve Bank of Minneapolis

Betty McPhilimy, CPA, CIA
Retired Chief Audit Executive at Northwestern University

Patricia Snopkowski, CPA, CIA
Chief Audit Executive at Oregon State University

Julie Zemaitis, CPA
Executive Director of University Audits
University of Illinois

BOARD OF REGENTS
DOCKET ITEM SUMMARY

Audit & Compliance **February 13, 2020**

AGENDA ITEM: Internal Audit Update

☐ **Review**	☐ **Review + Action**	☐ **Action**	☒ **Discussion**

☒ *This is a report required by Board policy.*

PRESENTER: Gail Klatt, Chief Auditor

PURPOSE & KEY POINTS

The purpose of this item is to discuss Internal Audit activities, results, and observations to help the committee fulfill its fiduciary responsibilities.

- Since the last follow-up at the October 2019 meeting, 23% of the outstanding recommendations rated as "essential" were implemented by University departments. This is less than our expected implementation rate of 40%. Four units fully implemented all their remaining "essential" recommendations.
- An updated control evaluation chart is included for each audit to show progress made on remediation of "essential" items.
- Five audit reports containing 25 recommendations rated as "essential" were issued in the last four months.

Other summary information important for the oversight of the internal audit function is also included.

BACKGROUND INFORMATION

This report is prepared three times per year and is presented to the committee in conformance with Board of Regents Policy: *Board Operations and Agenda Guidelines.*

Internal Audit Update

University of Minnesota Regents Audit and Compliance Committee
February 13, 2020

This report includes:

- Audit Observations/Information/Status of Critical Measures/Other Items
- Status of "Essential" Recommendations & Bar Charts Showing Progress Made
- Audit Activity Report
- Audit Reports Issued Since October 2019

Details for any of the items in this report are available on request. Individual reports were sent to the President, Provost, Vice Presidents, and Chancellors about these internal audit issues.

Audit Observations/Information

Status of Critical Measures

As part of our on-going efforts to provide the Audit and Compliance Committee with critical information in as concise a format as possible, we have developed the following three charts to present a quick overview of work performed by the Office of Internal Audit.

The first chart, "Essential Recommendation Implementation," provides our overall assessment of the success University departments had during the last period in implementing our essential recommendations. Readings in the yellow or red indicate implementation percentages less than, or significantly less than, our expected University-wide rate of 40%. Detailed information on this topic, both institution-wide and for each individual unit, is contained in the next section of this Update Report.

The second chart, entitled "Progress Towards Annual Audit Plan Completion," is our assessment of how we are progressing towards completion of the FY 2020 Annual Audit Plan. Readings less than green could be influenced by a variety of factors (e.g., insufficient staff resources; increased time spent on non-scheduled audits or investigations).

The final chart, "Time Spent on Non-Scheduled Activities," provides a status report on the amount of time consumed by investigative activities, special projects and other management requests. Our annual plan provided an estimated budget for this type of work, and the chart will indicate whether we expect that budget to be sufficient. Continued readings in the yellow or red may result in seeking Audit and Compliance Committee approval for modifying the Annual Audit Plan.

Essential Recommendation Implementation

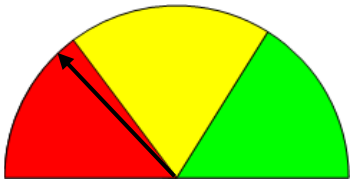

Implementation rates were 23% for the period, less than our expected rate of 40%.

Progress Towards Annual Audit Plan Completion

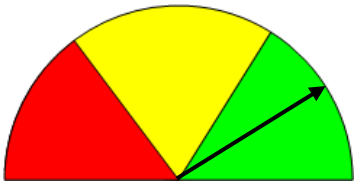

Time spent to date on the FY 2020 audit plan is what was expected and budgeted for the year to date.

Time Spent on Non-Scheduled Audit Activities

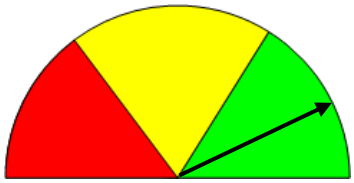

Time spent on investigations, special projects and management requests is less than expected and budgeted for the year to date.

As noted above, additional information related to the essential implementation rate can be found on the “Status of Essential Recommendations” schedule. While we believe all units are still making satisfactory progress towards remediation at this time, the current essential recommendation implementation rate of 23% is considerably lower than our expected rate of 40%. There are several contributing factors to this low rate, including 42% of the essential recommendations this period were from audits receiving first time follow-up; these units have only had a few months to implement solutions. In addition, many of the outstanding essential recommendations are related to complex issues, which we expect may take more time to remediate. However, in order to ensure ongoing management of institutional risk it is important that this lower rate does not become a trend going forward.

Other items:

- The Institute of Internal Auditors’ (IIA), the international governing body for internal audit, requires an external Quality Assessment Review be performed at least every five years. In accordance with this requirement we completed a quality self-assessment to evaluate conformity with IIA Standards, assessing the efficiency and effectiveness of the internal audit activity, and identifying opportunities for improvement. The results of our quality self-assessment have been reviewed by an outside team of audit professionals who validated our assertions and conclusions made in the self-assessment report. They have concurred that the audit function and the execution of its audit work is being carried out in conformance with Institute of Internal Auditors Standards and the Code of Ethics.

Status of Essential Recommendations

On-Schedule Past-Due Complete

Current Period Metrics

Total Recommendations	64
Completed Recommendations	15
Recommendation Completion Percent	23%
Percent of Total Recommendations On-Schedule Not-Complete	31%

Past Completion Percents

June 2019	42%
Oct 2019	39%

Project Overview

Audit	Year	Month	Status	Overall Progress Toward Implementation
2019 Review of Select Advancing HRP	2019	September	Not Implemented	Satisfactory
			Partially Implemented	
AHC-IS	2018	December	Completed	Satisfactory
			Partially Implemented	
Athletic Other Revenues	2019	June	Partially Implemented	Satisfactory
Athletics IT	2017	May	Not Implemented	Satisfactory
			Partially Implemented	
Employment Eligibility Verification	2018	August	Completed	Satisfactory
Facilities Management District Operations	2019	September	Not Implemented	Satisfactory
			Partially Implemented	
Family Medical Leave Act Review	2018	May	Partially Implemented	Satisfactory
Hospitality and Other Special Expenses	2019	July	Partially Implemented	Satisfactory
Libraries[1]	2019	January	Partially Implemented	Satisfactory
Plant Sciences/BBE	2019	September	Completed	Satisfactory
			Partially Implemented	
Psychiatry & Behavioral Sciences Research	2019	September	Completed	Satisfactory
			Not Implemented	
Public Health IT, School	2018	January	Completed	Satisfactory
Public Safety, Department of	2018	January	Completed	Satisfactory
Residency Determination	2019	January	Not Implemented	Satisfactory
			Partially Implemented	
Review of ROC & REPA Processes	2019	January	Partially Implemented	Satisfactory
UMC	2019	January	Completed	Satisfactory
			Not Implemented	
			Partially Implemented	
UMD Fine Arts[2]	2019	March	Not Implemented	Satisfactory
			Partially Implemented	
UMD Stores	2019	August	Partially Implemented	Satisfactory
UMDPD	2019	January	Completed	Satisfactory
University Information Security	2018	May	Partially Implemented	Satisfactory
Veterinary Medicine, College	2019	May	Partially Implemented	Satisfactory
Weisman Art Museum	2019	June	Completed	Satisfactory
			Partially Implemented	

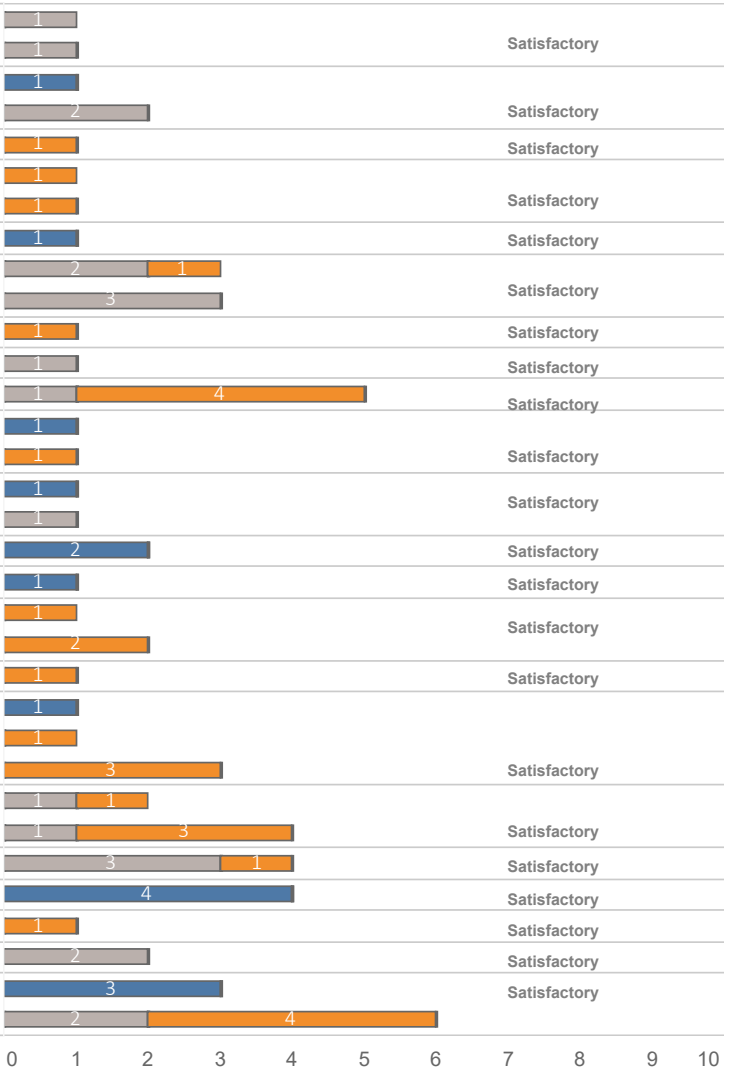

1- Despite being past due, four of the outstanding recommendations relate to IT processes where OIA believes Libraries IT is taking appropriate steps to ensure risks are not only remediated, but strong and durable control processes are being established. All of these items are expected to be implemented next follow-up period.

2- Three outstanding recommendations are related to the Tweed museum; limited progress was made partly due to the museum being without a director until January, 2020.

Current Status of Recommendations Rated as "Essential" That Are Over Two Years Old and Are Not Fully Implemented

Audit/ Report Date	Status- Partially Implemented (P) or Not Implemented (N)	Senior Management Contact	Summary of the Issue/Risk Involved	Current Comments From Management
Athletics IT May 2017 # of Items 2	Not Implemented Partially Implemented	Rhonda McFarland	Athletics should implement processes to obtain logs for AHMS to ensure that the system captures all pertinent user access and activity as required by HIPAA and University policy. Athletics should implement patient record view monitoring for the AHMS system to demonstrate compliance with HIPAA requirements regarding audit controls. Athletics should implement procedures to review all such activity on a regular basis and notify the Health Information Privacy & Compliance Office in the event the monitoring indicates that any patient records are being viewed without patient authorization or for purposes other than treatment, payment or health care operations.	Two recommendations for issue #3 from the 2017 Intercollegiate Athletics IT audit remain open. Athletics has replaced its health management system by switching to Fairview's Electronic Medical Record system (EPIC). The migration to EPIC was delayed due to the lengthy contract negotiations between the University and Fairview. ICA staff has discontinued use of the previous AHMS system and is now utilizing EPIC. In EPIC, Athletics has implemented a monthly review of patient record view monitoring that has been approved by the Health Information Privacy & Compliance Office. The final step to shutting down the prior health management system is to export the historical data to a secure location. As of December 12, 2019, the University Information Security department approved the proposed storage option. As of 1/27/2020, 83% of the historical records had been exported to the new location. As soon as all records have been exported, the previous system will be inactivated. We expect to have the recommendations for issue #3 fully implemented by the next review period.

Total: 2

The bar charts shown below are presented to provide pictorial displays of the progress units are making on implementing audit recommendations rated as "essential." The bar chart included in the original report is shown in the left column, along with updated bar charts showing the previous quarter and the current status of the "essential" recommendations only (those bars that have red segments). The chart in the center column displays the status as of October 2019, while the chart on the right represents the current status. Charts are not presented for investigations. Charts for those units having implemented all "essential" recommendations during the current quarter are shown at the end of this report.

Original Report Evaluation

Previous Quarter Evaluation
Athletics IT (May 2017)

Current Quarter Evaluation



University Information Security (May 2018)



Adequate Control Significant Control Issue(s) Essential Control Issue(s)

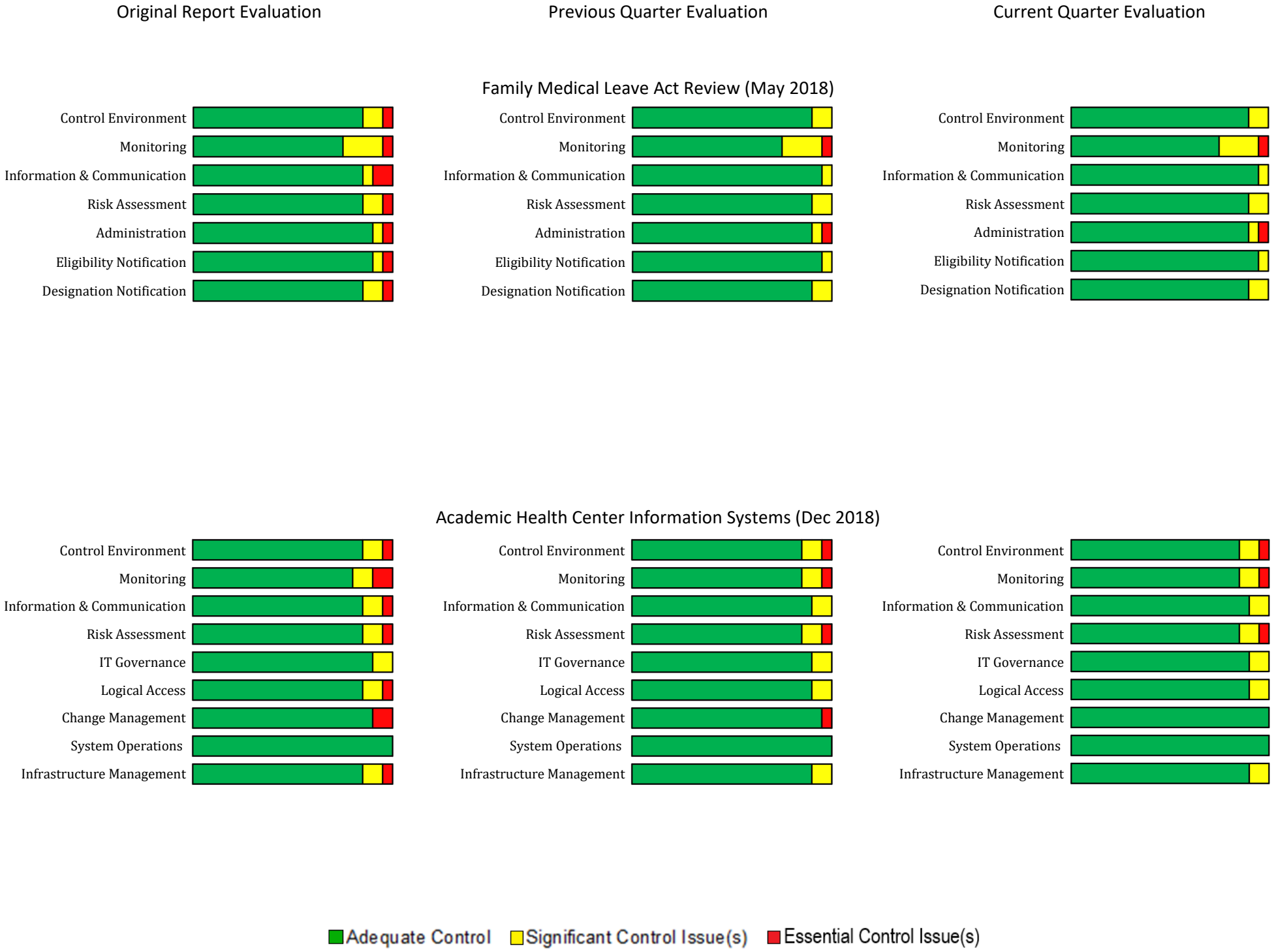
Original Report Evaluation
Previous Quarter Evaluation
Current Quarter Evaluation
Family Medical Leave Act Review (May 2018)
Control Environment
Monitoring
Information & Communication
Risk Assessment
Administration
Eligibility Notification
Designation Notification
Academic Health Center Information Systems (Dec 2018)
Control Environment
Monitoring
Information & Communication
Risk Assessment
IT Governance
Logical Access
Change Management
System Operations
Infrastructure Management
Adequate Control
Significant Control Issue(s)
Essential Control Issue(s)

Original Report Evaluation

Previous Quarter Evaluation

Current Quarter Evaluation

ROC and REPA Processes (Jan 2019)



Residency Determination (Jan 2019)

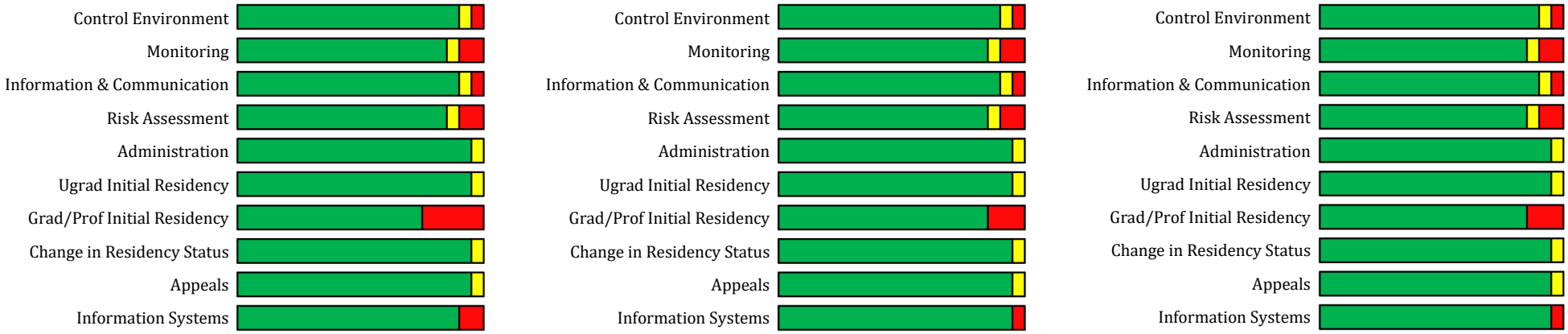

Adequate Control | Significant Control Issue(s) | Essential Control Issue(s)

Original Report Evaluation | Previous Quarter Evaluation | Current Quarter Evaluation

University of Minnesota Libraries and Minitex (Jan 2019)

Libraries

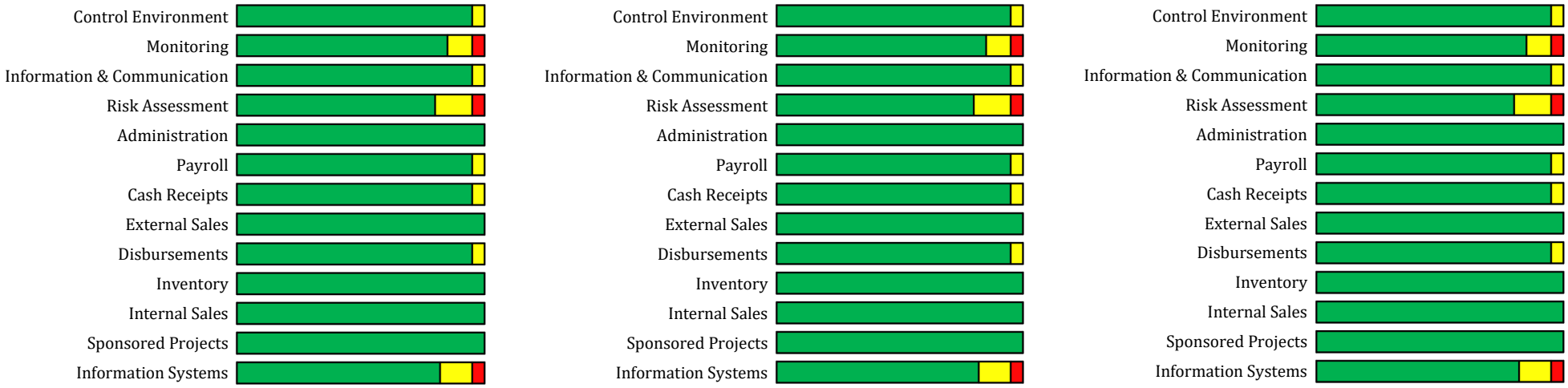

Minitex



Adequate Control | Significant Control Issue(s) | Essential Control Issue(s)

Original Report Evaluation
Previous Quarter Evaluation
Current Quarter Evaluation
University of Minnesota, Crookston (Jan 2019)
Control Environment
Monitoring
Information & Communication
Risk Assessment
Administration
Admissions
Athletics
Compliance/Clery Act
Dining Services/Sodexo
Disbursements/Purchasing
External Sales
Information Systems
Payroll
Revenue & Operations
Safety of Minors
UMD Fine Arts (Mar 2019)
Control Environment
Monitoring
Information & Communication
Risk Assessment
Administration
Cash Receipts
Compliance
Payroll
Purchasing/Disbursements
Transfers/Scholarships
Tweed Museum Operations
Adequate Control
Significant Control Issue(s)
Essential Control Issue(s)

Original Report Evaluation

Previous Quarter Evaluation

Current Quarter Evaluation

College of Veterinary Medicine (May 2019)

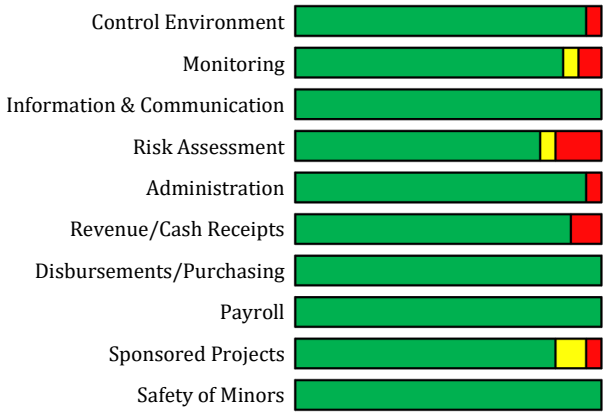

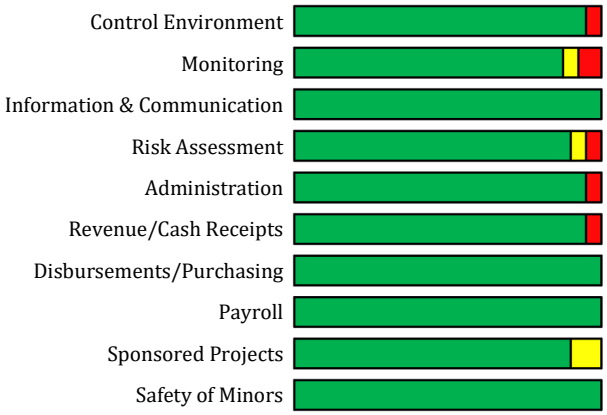

Weisman Art Museum (Jun 2019)

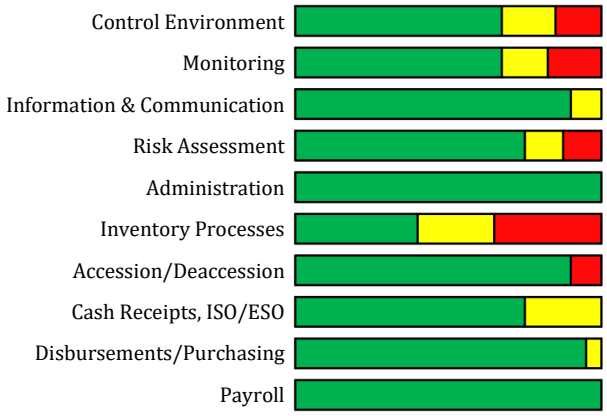

NO PREVIOUS
CONTROL EVALUATION
CHART

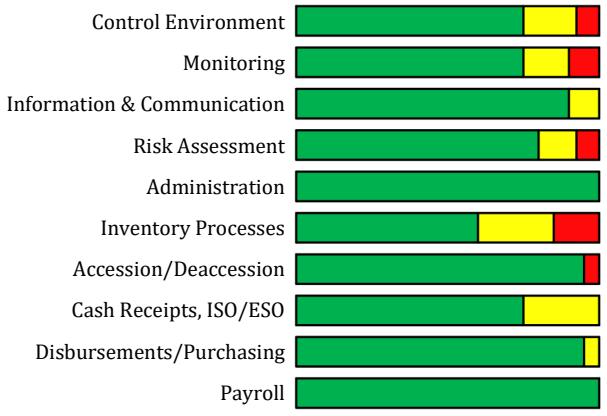

Adequate Control Significant Control Issue(s) Essential Control Issue(s)

Original Report Evaluation

Previous Quarter Evaluation

Current Quarter Evaluation

Athletics Other Revenue (Jun 2019)

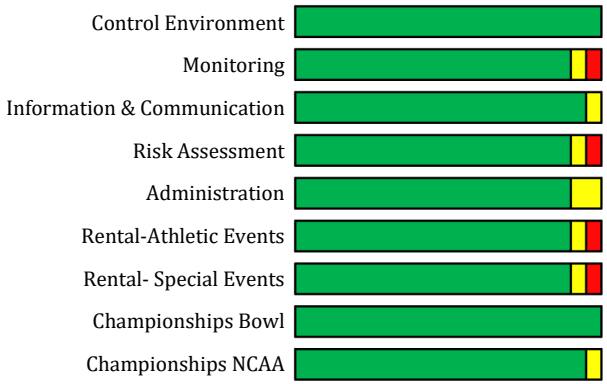

NO PREVIOUS CONTROL EVALUATION CHART

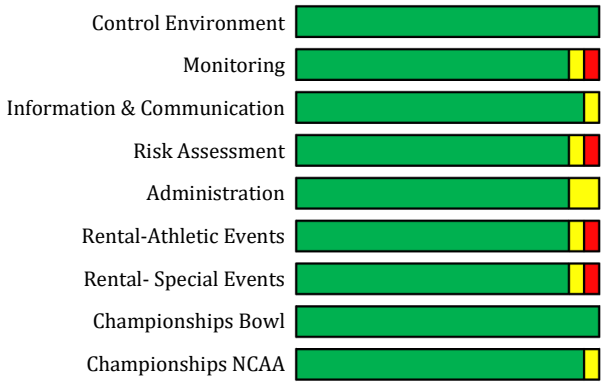

Hospitality and Other Special Expenses (Jul 2019)

A control evaluation chart was not developed for this report; however, there was one essential recommendation. As of this follow up period, it was partially implemented and not past its target implementation date.

Adequate Control Significant Control Issue(s) Essential Control Issue(s)

Original Report Evaluation | Previous Quarter Evaluation | Current Quarter Evaluation

UMD Stores (Including Print Shop and U Card Office) (Aug 2019)

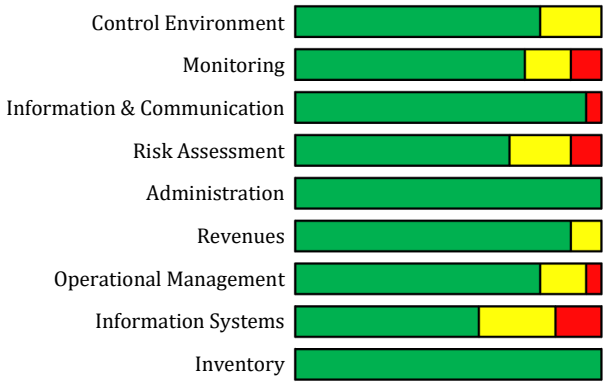

NO PREVIOUS CONTROL EVALUATION CHART

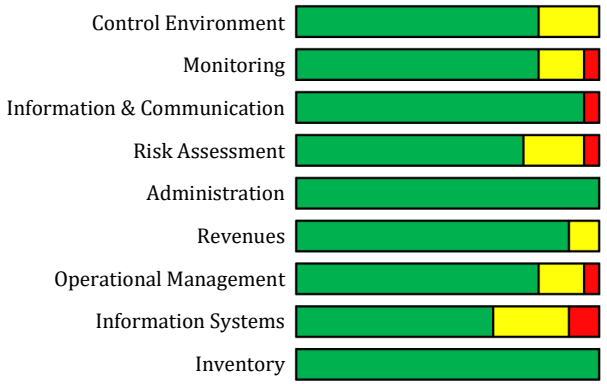

2019 Review of Select Advancing HRP (Sept 2019)



NO PREVIOUS CONTROL EVALUATION CHART

Adequate Control | Significant Control Issue(s) | Essential Control Issue(s)

Original Report Evaluation | Previous Quarter Evaluation | Current Quarter Evaluation

Facilities Management District Operations (Sept 2019)

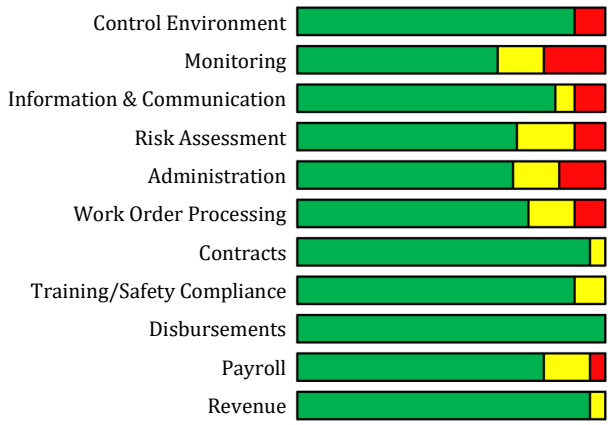

NO PREVIOUS CONTROL EVALUATION CHART

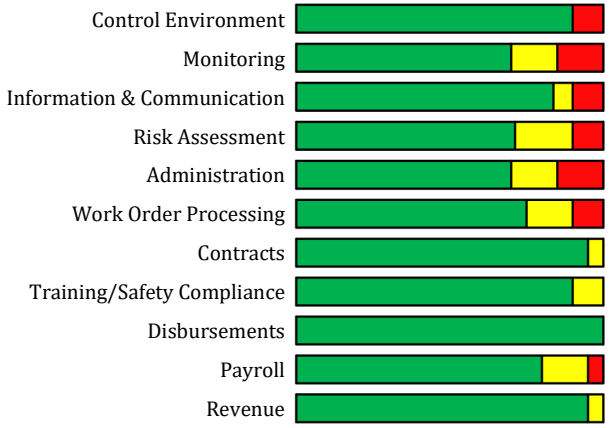

CFANS - Plant Sciences/BBE (Sept 2019)

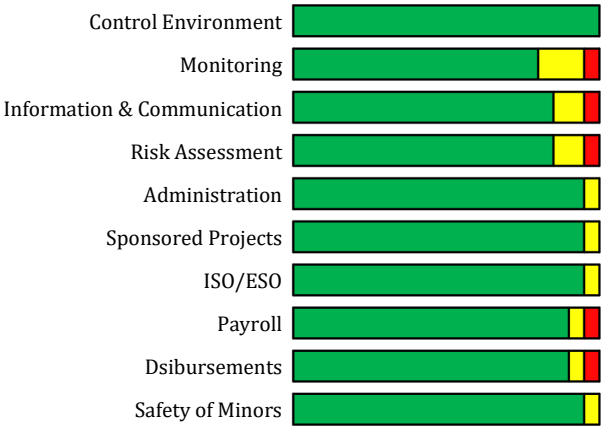

NO PREVIOUS CONTROL EVALUATION CHART

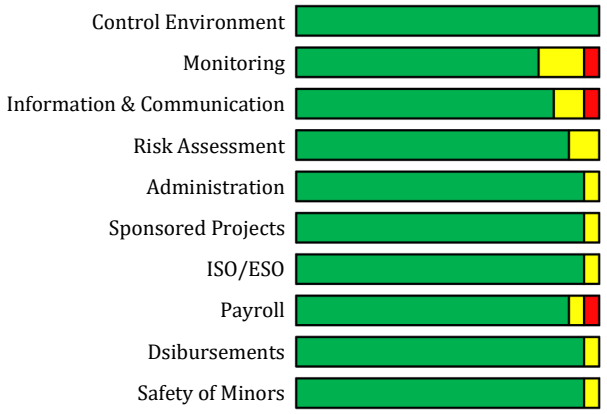

Adequate Control | Significant Control Issue(s) | Essential Control Issue(s)

Original Report Evaluation | Previous Quarter Evaluation | Current Quarter Evaluation

Psychiatry & Behavioral Sciences - Research (Sept 2019)

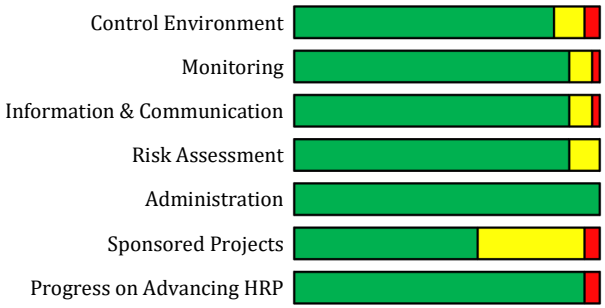

NO PREVIOUS CONTROL EVALUATION CHART

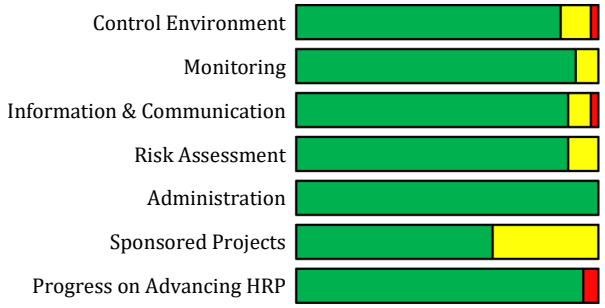

Adequate Control | Significant Control Issue(s) | Essential Control Issue(s)

Units with Charts that Fully Implemented their "Essential" Recommendations During the Past Quarter

Original Report Evaluation
Previous Quarter Evaluation
Current Quarter Evaluation
Employment Eligibility Verification (Aug 2018)
Control Environment
Monitoring
Information & Communication
Risk Assessment
I-9 Form Compliance
Information Technology
UMD Police Department (Jan 2019)
Control Environment
Monitoring
Information & Communication
Risk Assessment
Operations
Compliance
Disbursements/Purchasing
Information Technology
Inventory/Evidence Management
Payroll
Adequate Control
Significant Control Issue(s)
Essential Control Issue(s)

Audit Activity Report

Scheduled Audits

Completed Audits Of:

- Disaster Recovery of Information Systems
- Emergency Management and Continuity of Operations
- Institute for Social Research & Data Innovation
- UMN Duluth Office of Admissions
- Veterinary Diagnostic Labs (VDL)

Details are shown on the following charts.

Began/Continued Audits Of:

- University Identity and Access Management
- Office of Student Finance
- Internal/External Sales Organizations
- Computer Science & Engineering
- Public Safety IT
- University Contract Management
- Carlson School of Management
- UMN Duluth College of Liberal Arts

- Continued a collaborative review of University Mental Health services with the Provost's Office. This included collaboration with University professionals from Boynton Health Services, Student Counseling Services, Student Affairs, Office of the Provost, Office of the President, and Office of Measurement Services. This team developed an electronic survey to compile an inventory of student mental health services, programs, and initiatives offered across the University of Minnesota system. The survey categorized student mental health services, programs and initiatives into five main areas: Clinical Services, Non-Clinical Program/Services, Committees/Task Forces, Training/Educational Programs, and Peer/Student Programs. The survey found the University has several initiatives in place related to Mental Health with varying levels of coordination. Specific details related to the survey are being presented to the February meeting of the Mission Fulfillment Committee.
- Began review of the Enterprise Access Management (EAM) implementation project management to confirm ongoing oversight of: budget, timelines, and deliverables.

Investigations

- Performed investigative work on five issues in accordance with the University Policy on Reporting and Addressing Concerns of Misconduct.

Special Projects

- Provided consulting services related to University payroll exception testing.

- Provided technology consulting in several areas including: HIPAA security, GLBA, system logging and monitoring, IT service ticketing solution migration, account and vulnerability management, and the IT security framework and policies.
- Completed management requested review of faculty research support and course assignments at UMD's Swenson College of Science and Engineering.
- Completed self-assessment in support of the periodic external quality assessment review required by the Institute of Internal Auditor (IIA).

Other Audit Activities

Participated in the following:

- President's Cabinet
- Senior Leadership Group
- President's Policy Committee
- Policy Advisory Committee
- Board of Regents Policy Committee
- Executive Compliance Oversight Committee
- Institutional Conflict of Interest Committee
- University of Minnesota Foundation Audit Committee
- Fairview Health Systems Audit Committee
- IT Leadership Committees
- HRPP Advisory Committee
- Research Compliance Committee
- GDPR Consultation Committee
- P & A Senate
- Data Center Co-Location Initiative
- Data Storage Council
- Security Vulnerability Task Force
- VP HR Search Committee
- Metropolitan Council Audit Committee
- Quality Assessment Reviews of Internal Audit departments at the University of Kansas and Duke University

Audit Reports Issued Since October 2019

Disaster Recovery of Information Systems



Report #	2010	Issue Date	Oct-19
# of Essential Recs.	9	Total # of Recs.	13
Overall Assessment	Needs Improvement	Adequacy of MAP	Satisfactory

Disaster Recovery (DR) planning aims to minimize system downtime and the loss of data in the event of a disaster. As IT systems are managed in a distributed manner throughout the University, responsibilities for DR are split between: OIT's DR team; OIT infrastructure and software support units; and other University IT units. The management of the University's DR program needs improvement. There is inadequate governance for the DR program including no defined process ownership, and insufficient oversight of IT support units' DR activities. There is also insufficient coordination between the DR program and emergency management and COOP programs. These governance issues have resulted in issues with DR plan activities for both OIT and non-OIT managed systems. In addition, the proximity of OIT's primary and secondary data centers, and capacity limitations for system recovery at the secondary location, create a risk that in the event of a largescale disaster data and/or some IT operations may not be recoverable. Many of the issues identified in the report predate current OIT and DR team leadership. OIT's DR team is highly capable and have continued to work to improve overall DR processes in recent years.

Emergency Management and Continuity of Operations

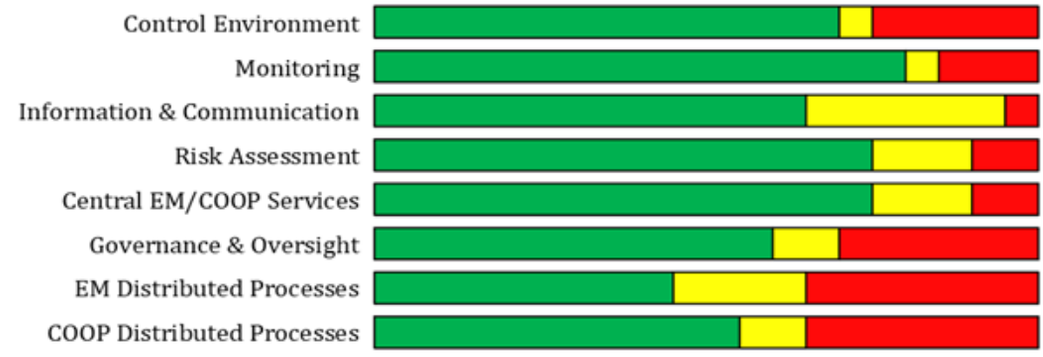

Report #	2011	Issue Date	Oct-19
# of Essential Recs.	6	Total # of Recs.	16
Overall Assessments:		Adequacy of MAP	Satisfactory

DEM Central Activities = Good; Oversight and Distributed Activities = Needs Improvement

Both the University Emergency Management (EM) and Continuity of Operations (COOP) programs are overseen by University Services' Department of Emergency Management (DEM). EM focuses on preparing for, and coping with, hazards and disasters when they occur. COOP focuses on keeping operations running during or shortly after a disaster or emergency. The EM and COOP processes managed directly by DEM are generally well-managed. DEM has implemented an array of robust EM and COOP processes and practices that have better prepared the University to appropriately respond to operational disruptions or large-scale emergencies. However, additional oversight is needed of non-central activities as unit level activities are not consistently performed or operating effectively, including building emergency plans and insufficient governance mechanisms or coordination between DEM and information technology groups responsible for system disaster recovery and information security.

Adequate Control Significant Control Issue(s) Critical Control Issue(s)

Veterinary Diagnostic Laboratory

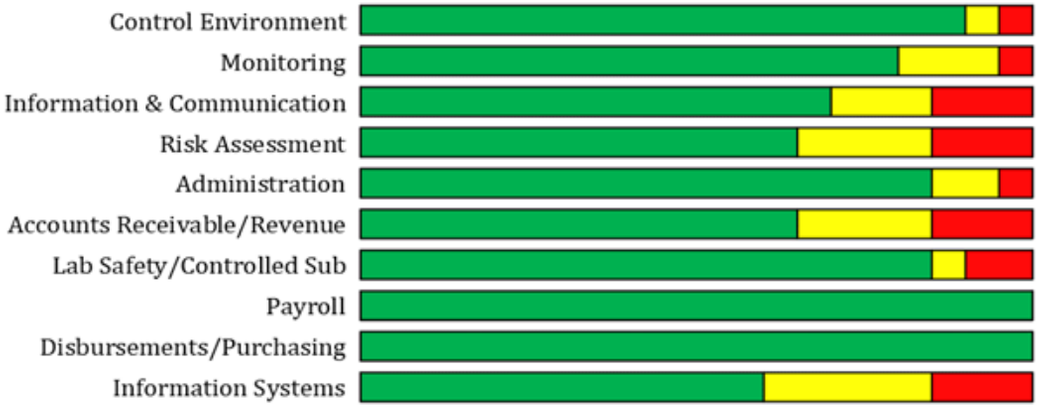

Report #	2012	Issue Date	Jan-20
# of Essential Recs.	8	Total # of Recs.	19
Overall Assessments:	Adequate	Adequacy of MAP	Satisfactory

The University of Minnesota's Veterinary Diagnostic Laboratory (VDL), within the College of Veterinary Medicine, is a national leader is providing rapid diagnosis of animal diseases, identifying emerging diseases, developing new diagnostic methods, and training diagnosticians and veterinarians. Results of the audit work performed determine that IT governance, IT coordination and oversight, and financial management warrant improvement to ensure appropriate internal controls are in place. Development of an IT strategy among the IT partners would assist in aligning technology goals and reduce risk. The opportunities to strengthen financial management include increasing financial oversight, performing reconciliations, and reducing processing inefficiencies.

Institute for Social Research and Data Innovation



Report #	2013	Issue Date	Jan-20
# of Essential Recs.	2	Total # of Recs.	7
Overall Assessment	Good	Adequacy of MAP	Satisfactory

The Institute for Social Research and Data Innovation (ISRDI) is comprised of the Minnesota Population Center, the IPUMS Center for Data Integration, the Minnesota Research Data Center, and the Life Course Center and is under the Office of the Vice President for Research. The work of the Institute and its centers advances knowledge of societies and populations across time and space, including economic and demographic behavior, health, well-being, and human-environment interactions. ISRDI has developed a control environment and a system of internal control that addresses most major business and compliance risks. Both payroll and disbursement testing indicated no issues rated as significant or essential; this is a noteworthy accomplishment based on an unanticipated staffing constraint during the audit period. Information technology controls are for the most part well managed and robust; however, some IT controls warrant improvement for user administration processes and access reviews.

Adequate Control Significant Control Issue(s) Critical Control Issue(s)

UMN Duluth Office of Admissions

Report #	2014	Issue Date	Feb-20
# of Essential Recs.	3	Total # of Recs.	9
Overall Assessments:	Good	Adequacy of MAP	Satisfactory

UMN Duluth Admissions has established processes that address most major risks while performing its mission critical functions. We found no evidence of major inconsistencies with admission and scholarship award decisions, or decision appeal processes. Risks associated with information technology are reduced by practices that limit the amount of data transfers and/or duplication of critical information between systems, and by leveraging centrally provided University solutions. However, improvement of management of user access to critical systems and data is warranted. Some improvements are also needed related to documentation, quality assurance, and process consistency. Finally, UMN Duluth needs to continue to look for ways to address the current gap between target and actual undergraduate enrollment.

Adequate Control Significant Control Issue(s) Critical Control Issue(s)